ภาคผนวก ค

เอกสารประกอบการปฏิบัติตาม
มาตรการติดตามตรวจสอบผลกระทบสิ่งแวดล้อม

ภาคผนวก ค.1

เอกสารจัดทำ Noise Contour Map

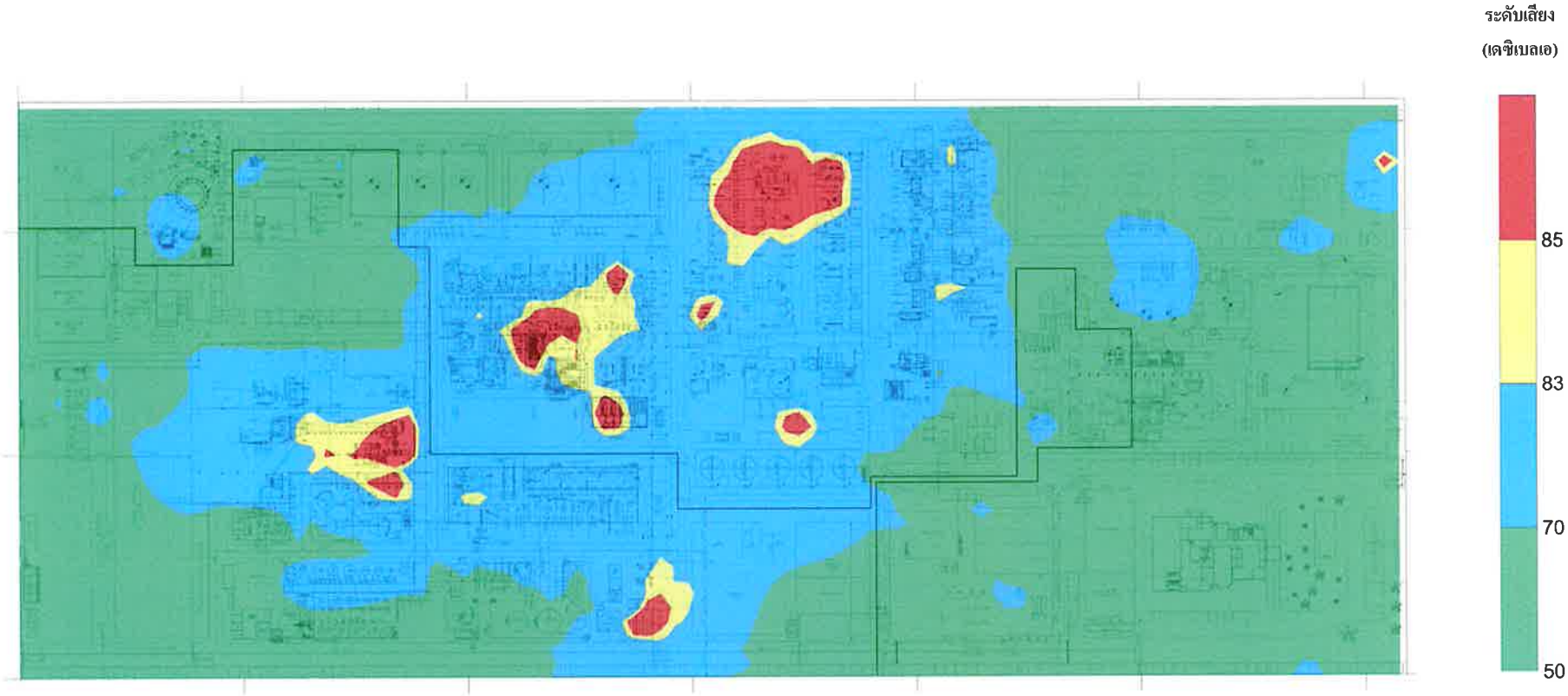

รูปที่ 9 แผนผังแสดงระดับเสียง (Noise Contour Map)
บริษัท กรุงเทพ ซินธิติกส์ จำกัด และ บริษัท บีเอสที อิลาสโตเมอร์ส จำกัด

ภาคผนวก ค.2

สถิติการเจ็บป่วยของพนักงาน

ระหว่างเดือนมกราคม ถึงมิถุนายน พ.ศ.2569

สรุปบันทึกการเข้ารับการรักษาและรับยาตามอาการที่ห้องพยาบาล

บริษัท บีเอสที อิลาสโตเมอร์ส จำกัด เดือนมกราคม – มิถุนายน 2569

การบันทึกการเข้ารับการรักษาและการรับยาในห้องพยาบาล สามารถแบ่งออกเป็น 2 หัวข้อ คือ

1.สรุปการเข้ารับการรักษาและรับยาเบื้องต้นซึ่งเกี่ยวข้องกับการทำงาน

2.สรุปการเข้ารับการรักษาและรับยาเบื้องต้นซึ่งไม่เกี่ยวข้องกับการทำงาน

1.สรุปการเข้ารับการรักษาและการรับยาเบื้องต้นที่เกี่ยวข้องกับการทำงาน

ตารางที่ 1 บันทึกการเข้ารับการรักษาและการรับยาเบื้องต้นที่เกี่ยวข้องกับการทำงาน

	ปี 2569						
	มกราคม	กุมภาพันธ์	มีนาคม	เมษายน	พฤษภาคม	มิถุนายน	รวม
การบาดเจ็บ	0	0	0	0	0	0	0
แพ้สารพิษ / สารเคมี	0	0	0	0	0	0	0
ระบบกล้ามเนื้อ	0	0	0	0	0	0	0
โรคระบบหายใจ	0	0	0	0	0	0	0

สรุปการบันทึก : จากตารางในช่วงเดือนมกราคม – มิถุนายน 2569ไม่มีผู้เข้ารับการรักษาที่ได้รับบาดเจ็บเนื่องจากการทำงาน

2.สรุปการเข้ารับการรักษาและรับยาเบื้องต้นซึ่งไม่เกี่ยวข้องกับการทำงาน

ตารางที่ 2 บันทึกการเข้ารับการรักษาและรับยาเบื้องต้นซึ่งไม่เกี่ยวข้องกับการทำงาน

กลุ่มโรค	ปี 2569							
	ม.ค. (ครั้ง)	ก.พ. (ครั้ง)	มี.ค. (ครั้ง)	เม.ย. (ครั้ง)	พ.ย. (ครั้ง)	มิ.ย. (ครั้ง)	รวม (ครั้ง)	รายละเอียดแต่ละกลุ่มโรค
1. ระบบทางเดินหายใจ	50	32	22	16	21	32	173	หวัด, แพ้อากาศ, คออักเสบ
2.ระบบทางเดินอาหาร	12	12	13	9	18	13	77	ท้องเสีย , โรคกระเพาะ เป็นต้น
3.ระบบกระดูกและกล้ามเนื้อ	21	15	19	12	20	21	108	ปวดกล้ามเนื้อจากการออกกำลังกาย
4.ระบบประสาท	14	11	9	7	6	12	59	ปวดศีรษะ ,ไมเกรน , เวียนศีรษะ เป็นต้น
5.ระบบสืบพันธุ์	8	4	4	6	7	7	36	ปวดประจำเดือน
6.ระบบตา หู คอ จมูก	0	1	2	4	1	0	8	ระคายเคืองตา , ตาอักเสบ
7.ทำแผล	5	7	13	7	1	4	37	ทำแผลทั่วไป
8.ระบบผิวหนัง	8	8	6	9	3	0	34	ผื่นนอกงาน
9.ช่องปาก	3	4	8	6	3	11	35	แผลในปาก , ปวดฟัน , เหงือกอักเสบ

สรุปการบันทึก : การเข้ารับการรักษาหรือการบาดเจ็บที่ไม่เกี่ยวข้องกับการทำงาน ในช่วงเดือนมกราคม ถึงเดือนมิถุนายน 2569 พบว่าการมีเข้ารับการรักษาและรับยาเบื้องต้น แบ่งเป็น 9 กลุ่มโรค พบว่าโดยส่วนใหญ่จะเข้ารับการรักษาและรับยา เนื่องจากการเจ็บป่วยเกี่ยวกับระบบทางเดินหายใจ ระบบกระดูกและกล้ามเนื้อ ระบบทางเดินอาหาร ระบบประสาท และการทำแผลทั่วไปโดยที่ไม่ได้เกิดจากอุบัติเหตุในการทำงาน

พว.กัลย์สุดา โพธิ์ศรี
พยาบาลประจำโรงงาน
1 กรกฎาคม 2569

ภาคผนวก ค.3

สถิติการเกิดอุบัติเหตุ

ระหว่างเดือนมกราคม ถึงมิถุนายน พ.ศ.2569

3.2.7.5สถิติอุบัติเหตุ

1) การดำเนินการ

มาตรการกำหนดให้ทางโครงการดำเนินการรวบรวมสถิติอุบัติเหตุและความเสียหายที่เกิดขึ้นกับโรงงานและจากการทำงาน รวมถึงวิธีการแก้ไขและมาตรการป้องกันไม่ให้เกิดซ้ำ

2) สรุปผลการดำเนินการ

ทางโครงการได้มีการจดบันทึกและรวบรวมสถิติอุบัติเหตุและความเสียหายที่เกิดขึ้นกับโรงงานและจากการทำงานทุกครั้ง โดยมีรายละเอียดเกี่ยวกับสาเหตุ ความเสียหาย การเจ็บป่วย วิธีการแก้ไขและมาตรการป้องกันไม่ให้เกิดซ้ำ โดยในช่วงเดือนมกราคม - มิถุนายน 2569 โครงการไม่มีการเกิดอุบัติเหตุ/การบาดเจ็บเกิดขึ้น ดังแสดงในตารางที่ 3.2.7.5-1

ตารางที่ 3.2.7.5-1 สรุปสถิติการเกิดอุบัติเหตุ ระหว่างเดือนมกราคม - กรกฎาคม 2569

โครงการ : โรงงานผลิตยางสังเคราะห์ ของ บริษัท บีเอสที อิลาสโตเมอร์ส จำกัด

จัดทำรายงาน : นายเฉลิมโชค ผลเจริญ

ระหว่างเดือน มกราคม - มิถุนายน 2569

ประเภทของอุบัติเหตุ[1]	ความถี่ของอุบัติเหตุ[2]	สถานที่เกิดอุบัติเหตุ[3]	เป้าหมายการลดอุบัติเหตุ[4]
อุบัติเหตุถึงขั้นเสียชีวิต/ทุพพลภาพ	-	-	เป้าหมายอัตราความถี่การเกิดอุบัติเหตุ (Injury & Illness Frequency Rate : IFR) เท่ากับ 0.00
อุบัติเหตุถึงขั้นหยุดงาน	-	-	
อุบัติเหตุถึงขั้นรักษาพยาบาล	-	-	
อุบัติเหตุขั้นปฐมพยาบาล	-	-	

หมายเหตุ : [1]นิยามของประเภทอุบัติเหตุ เช่น ร้ายแรง บาดเจ็บเล็กน้อย จำนวนวันที่ต้องหยุดงาน เป็นต้น

[2] จำนวนอุบัติเหตุต่อช่วงเวลา

[3] เป้าหมายของโครงการในการลดสถิติอุบัติเหตุ และเอกสารอ้างอิงที่เกี่ยวข้อง

[4]] อัตราความถี่การเกิดอุบัติเหตุ (Injury & Illness Frequency Rate: IFR) หมายถึง

$$\frac{\text{จำนวนผู้บาดเจ็บจากอุบัติเหตุถึงขั้นรักษาพยาบาลขึ้นไป} \times 1{,}000{,}000}{\text{จำนวนชั่วโมงการทำงาน}}$$

ภาคผนวก ง

ใบรับรองผลการตรวจวิเคราะห์คุณภาพสิ่งแวดล้อม

ใบรับรองผลการตรวจวัดคุณภาพอากาศในบรรยากาศ

Meteorological Monitoring Results : Wind Rose
MTR-BSTE (Site 1)

Location : Wat Nong Faeb
Wind Speed Model : Scarlet WS-21
Wind Direction Model : Scarlet WS-21

Monitor period : 03-11 May 2026
Serial No : AD:16
Serial No : AD:16

Direction	Percentage of Occurrence of Wind Direct Grouped in Various Wind Speed						
	0.5-1 m/s	1-2 m/s	2-3 m/s	3-4 m/s	4-6 m/s	More than 6	Total
N	0.0104	0.0000	0.0000	0.0000	0.0000	0.0000	0.0104
NNE	0.0104	0.0000	0.0000	0.0000	0.0000	0.0000	0.0104
NE	0.0156	0.0104	0.0104	0.0000	0.0000	0.0000	0.0365
ENE	0.0104	0.0104	0.0000	0.0000	0.0000	0.0000	0.0208
E	0.0000	0.0000	0.0052	0.0000	0.0000	0.0000	0.0052
ESE	0.0052	0.0156	0.0000	0.0000	0.0000	0.0000	0.0208
SE	0.0156	0.0104	0.0000	0.0000	0.0000	0.0000	0.0260
SSE	0.0156	0.0260	0.0052	0.0000	0.0000	0.0000	0.0469
S	0.0156	0.0573	0.0365	0.0000	0.0000	0.0000	0.1094
SSW	0.0885	0.1198	0.0156	0.0000	0.0000	0.0000	0.1719
SW	0.1615	0.0625	0.0104	0.0000	0.0000	0.0000	0.2344
WSW	0.0469	0.0000	0.0000	0.0000	0.0000	0.0000	0.0469
W	0.0313	0.0000	0.0000	0.0000	0.0000	0.0000	0.0313
WNW	0.0052	0.0000	0.0000	0.0000	0.0000	0.0000	0.0052
NW	0.0052	0.0000	0.0000	0.0000	0.0000	0.0000	0.0052
NNW	0.0000	0.0000	0.0000	0.0000	0.0000	0.0000	0.0000
CALM				0.2188			

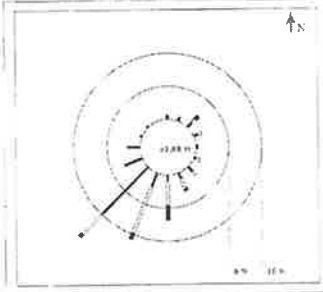

Application : WindPro Ver.3.0
Control : 16 Direction Calculation With Calm Wind < 0.5 m/s
Data Unit : Direction in Degs
Wind Speed in m/s



(Miss Katesarin Vorradetwittaya)
Environmental Scientist

(Miss Preeda Somjai)
Technical Management Team

Meteorological Monitoring Results : Wind Rose
MTR-BSTE (Site 1)

Location : Wat Nong Faeb
Wind Speed Model : Scarlet WS-21
Wind Direction Model : Scarlet WS-21

Monitor period : 03-11 May 2026
Serial No : AD:16
Serial No : AD:16

Time	03-04 May 2026		04-05 May 2026		05-06 May 2026		06-07 May 2026	
	WS(m/s)	WD	WS(m/s)	WD	WS(m/s)	WD	WS(m/s)	WD
13:00 - 14:00	2.5	SW	1.7	S	0.6	WNW	1.6	SSW
14:00 - 15:00	2.7	SSW	1.7	S	0.3	W	1.6	S
15:00 - 16:00	2.3	SSW	1.2	SSW	0.4	W	1.5	SSW
16:00 - 17:00	2.4	S	0.9	SW	0.6	SSW	1.2	SW
17:00 - 18:00	2.6	S	1.0	SW	0.3	W	0.9	SSW
18:00 - 19:00	2.2	S	0.9	SW	0.1	W	0.6	SW
19:00 - 20:00	2.4	SSE	1.0	SSW	0.1	W	0.6	SW
20:00 - 21:00	2.1	S	1.0	SSE	0.0	WNW	0.8	SSW
21:00 - 22:00	1.6	S	1.1	ESE	0.1	W	0.8	SSE
22:00 - 23:00	1.8	SSW	2.4	NE	0.0	W	1.0	SSE
23:00 - 24:00	1.9	SSW	1.4	ENE	0.0	W	1.0	S
00:00 - 01:00	2.1	SW	1.3	ENE	0.0	W	1.0	SSW
01:00 - 02:00	1.6	SSW	0.5	WSW	0.0	W	0.6	S
02:00 - 03:00	1.8	SSW	0.5	NW	0.0	W	0.9	SSW
03:00 - 04:00	2.1	S	0.7	N	0.0	W	0.8	SSW
04:00 - 05:00	1.2	SSW	0.4	W	0.0	W	0.8	SW
05:00 - 06:00	1.8	SW	0.2	W	0.1	W	0.8	SW
06:00 - 07:00	1.9	SSW	0.3	W	0.1	W	0.7	SW
07:00 - 08:00	2.1	SSW	0.6	ENE	0.6	SW	1.0	SW
08:00 - 09:00	1.6	S	0.8	W	0.7	SE	0.6	WSW
09:00 - 10:00	2.2	S	0.8	ENE	0.7	WSW	0.8	WSW
10:00 - 11:00	2.3	S	0.9	SSE	0.6	W	1.2	ESE
11:00 - 12:00	1.5	SSW	0.8	S	1.2	S	1.4	SSW
12:00 - 13:00	1.6	SSW	1.1	SSW	1.6	SSW	0.9	SW

Wind Rose

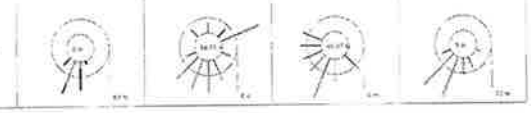

(Miss Katesarin Vorradetwittaya)
Environmental Scientist

(Miss Preeda Somjai)
Technical Management Team

Meteorological Monitoring Results : Wind Rose
MTR-BSTE (Site 1)

Location : Wat Nong Faeb
Wind Speed Model : Scarlet WS-21
Wind Direction Model : Scarlet WS-21

Monitor period : 03-11 May 2026
Serial No : AD:16
Serial No : AD:16

Time	07-08 May 2026		08-09 May 2026		09-10 May 2026		10-11 May 2026	
	WS(m/s)	WD	WS(m/s)	WD	WS(m/s)	WD	WS(m/s)	WD
13:00 - 14:00	1.1	SW	1.5	SSW	1.6	SSE	1.4	SW
14:00 - 15:00	1.1	S	2.2	E	1.7	SSW	1.2	SW
15:00 - 16:00	0.9	SW	0.8	SW	1.6	S	1.1	SW
16:00 - 17:00	0.9	SW	0.6	SW	1.4	SW	1.0	SW
17:00 - 18:00	0.9	SW	0.5	W	1.0	SW	0.7	SSW
18:00 - 19:00	0.8	SW	0.7	NE	0.6	SW	0.8	SW
19:00 - 20:00	0.7	SW	1.1	NE	0.7	WSW	0.8	SW
20:00 - 21:00	0.5	SW	0.9	NNE	0.5	WSW	0.9	SW
21:00 - 22:00	0.9	SW	0.9	NE	0.5	SW	0.9	SW
22:00 - 23:00	0.4	WSW	0.8	NE	0.7	SW	1.5	NE
23:00 - 24:00	0.0	W	0.6	SW	0.6	SW	2.0	NE
00:00 - 01:00	0.0	W	0.6	W	0.6	SW	0.5	W
01:00 - 02:00	0.0	W	0.3	WSW	0.6	WSW	0.3	SSW
02:00 - 03:00	0.0	W	0.1	WSW	0.4	W	0.6	SE
03:00 - 04:00	0.2	NNW	0.2	W	0.1	W	0.7	NNE
04:00 - 05:00	0.3	W	0.2	WSW	0.0	W	0.6	SSE
05:00 - 06:00	0.1	WSW	0.4	WSW	0.0	W	0.6	WSW
06:00 - 07:00	0.8	WSW	0.6	N	0.1	WSW	0.2	W
07:00 - 08:00	0.3	W	0.7	W	0.5	W	0.7	ESE
08:00 - 09:00	0.5	WSW	1.3	NE	0.6	SW	0.9	SE
09:00 - 10:00	0.8	SSW	0.9	S	1.0	SW	1.4	ESE
10:00 - 11:00	0.6	SW	1.0	S	1.2	SSW	1.2	SE
11:00 - 12:00	0.9	SW	1.3	S	1.4	SSW	1.5	SSE
12:00 - 13:00	1.2	SSW	1.4	SSE	1.4	SSW	1.7	SSW

Wind Rose

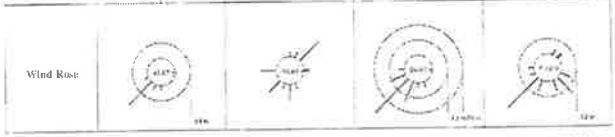

(Miss Katesarin Vorradetwittaya)
Environmental Scientist

(Miss Preeda Somjai)
Technical Management Team

Meteorological Monitoring Results : Wind Rose
MTR-BSTE (Site 1)

Location : Sri Ruan Pattana
Wind Speed Model : Scarlet WS-21
Wind Direction Model : Scarlet WS-21

Monitor period : 03-11 May 2026
Serial No : AD:66
Serial No : AD:66

Direction	Percentage of Occurrence of Wind Direct Grouped in Various Wind Speed						
	0.5-1 m/s	1-2 m/s	2-3 m/s	3-4 m/s	4-6 m/s	More than 6	Total
N	0.0000	0.0000	0.0000	0.0000	0.0000	0.0000	0.0000
NNE	0.0000	0.0000	0.0000	0.0000	0.0000	0.0000	0.0000
NE	0.0104	0.0000	0.0000	0.0000	0.0000	0.0000	0.0104
ENE	0.0000	0.0052	0.0000	0.0000	0.0000	0.0000	0.0052
E	0.0781	0.0365	0.0000	0.0000	0.0000	0.0000	0.1146
ESE	0.0000	0.0104	0.0000	0.0000	0.0000	0.0000	0.0104
SE	0.0885	0.0313	0.0052	0.0000	0.0000	0.0000	0.1250
SSE	0.0000	0.0052	0.0052	0.0000	0.0000	0.0000	0.0104
S	0.0156	0.0156	0.0260	0.0000	0.0000	0.0000	0.0573
SSW	0.1042	0.0885	0.0990	0.0573	0.0000	0.0000	0.3490
SW	0.0573	0.0469	0.0677	0.0156	0.0000	0.0000	0.1875
WSW	0.0000	0.0052	0.0104	0.0000	0.0000	0.0000	0.0156
W	0.0000	0.0000	0.0000	0.0000	0.0000	0.0000	0.0000
WNW	0.0000	0.0000	0.0000	0.0000	0.0000	0.0000	0.0000
NW	0.0000	0.0000	0.0000	0.0000	0.0000	0.0000	0.0000
NNW	0.0000	0.0000	0.0000	0.0000	0.0000	0.0000	0.0000
CALM				0.1146			

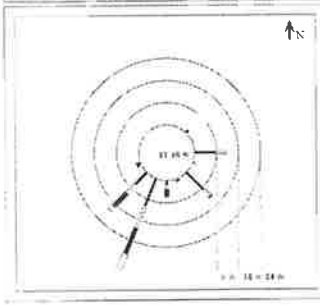

Application : WindPro Ver.3.0
Control : 16 Direction Calculation With Calm Wind < 0.5 m/s
Data Unit : Direction in Degs
Wind Speed in m/s



(Miss Katesarin Vorradetwittaya)
Environmental Scientist

(Miss Preeda Somjai)
Technical Management Team

Meteorological Monitoring Results : Wind Rose
MTR-BSTE (Site 1)

Location : Sai Ruam Patana
Monitor period : 03-11 May 2026
Wind Speed Model : Scarlet WS-21
Serial No : AD:65
Wind Direction Model : Scarlet WS-21
Serial No : AD:66

Time	03-04 May 2026		04-05 May 2026		05-06 May 2026		06-07 May 2026	
	WS(m/s)	WD	WS(m/s)	WD	WS(m/s)	WD	WS(m/s)	WD
11:00 - 12:00	2.8	SSW	3.3	SSW	2.2	SSW	3.0	SSW
12:00 - 13:00	2.4	SW	3.8	SSW	1.8	ENE	3.4	SSW
13:00 - 14:00	2.6	SW	3.6	SSW	0.6	NE	3.7	SSW
14:00 - 15:00	2.8	SW	2.5	SSW	0.9	NE	2.9	SSW
15:00 - 16:00	3.1	SSW	1.8	SSW	1.2	SE	2.3	SW
16:00 - 17:00	2.7	SSW	0.9	SSW	0.6	SSW	1.7	SSW
17:00 - 18:00	2.6	SW	0.8	SSW	1.8	SSW	1.3	SSW
18:00 - 19:00	2.1	SSW	0.7	SSW	0.5	SSW	0.7	SSW
19:00 - 20:00	2.2	SSW	0.7	SSW	0.4	SSW	0.6	SSW
20:00 - 21:00	2.4	SSW	0.6	SSW	0.5	SSW	0.6	SSW
21:00 - 22:00	2.1	SW	1.9	SE	0.5	S	1.4	SSW
22:00 - 23:00	2.5	SW	0.8	SE	0.4	S	1.6	SSW
23:00 - 24:00	2.1	SSW	1.0	SE	0.4	S	1.1	SSW
00:00 - 01:00	2.6	SW	1.0	ESE	0.3	N	1.1	SSW
01:00 - 02:00	2.1	SSW	0.8	SE	0.3	S	0.7	SSW
02:00 - 03:00	2.4	SSW	0.9	SE	0.4	S	0.7	SSW
03:00 - 04:00	2.1	SSW	0.6	SE	0.4	S	0.6	SSW
04:00 - 05:00	2.1	SW	0.5	SE	0.6	S	0.6	SSW
05:00 - 06:00	1.8	SW	0.6	SE	0.4	S	0.9	SW
06:00 - 07:00	1.8	SW	0.9	SE	0.9	S	1.4	SW
07:00 - 08:00	1.8	SW	0.8	SE	2.1	S	7.1	WSW
08:00 - 09:00	2.3	SSW	1.0	SE	2.3	S	2.4	SSW
09:00 - 10:00	2.9	SSW	1.8	ESE	2.1	S	1.5	S
10:00 - 11:00	2.7	SSW	1.2	E	2.4	S	1.6	S

Wind Rose

WIND SPEED (m/s) - Scale 1/2

(Miss Kutesarin Vorradeewitaya)
Environmental Scientist

(Miss Preeda Somjai)
Technical Management Team

Meteorological Monitoring Results : Wind Rose
MTR-BSTE (Site 1)

Location : Sai Ruam Patana
Monitor period : 03-11 May 2026
Wind Speed Model : Scarlet WS-21
Serial No : AD:66
Wind Direction Model : Scarlet WS-21
Serial No : AD:66

Time	07-08 May 2026		08-09 May 2026		09-10 May 2026		10-11 May 2026	
	WS(m/s)	WD	WS(m/s)	WD	WS(m/s)	WD	WS(m/s)	WD
11:00 - 12:00	1.9	SW	2.9	SW	2.5	SSW	3.2	SW
12:00 - 13:00	2.0	SW	2.0	SSW	3.1	SSW	2.8	SW
13:00 - 14:00	1.7	SSW	2.6	SE	3.4	SW	2.5	WSW
14:00 - 15:00	1.9	SSW	1.0	E	3.6	SW	2.3	WSW
15:00 - 16:00	1.9	SSW	0.8	E	2.3	SW	1.5	SSE
16:00 - 17:00	1.8	SSW	0.8	E	1.9	SW	0.9	E
17:00 - 18:00	1.2	SSW	0.9	E	1.2	SW	0.5	E
18:00 - 19:00	1.3	SSW	1.0	E	0.8	SW	0.5	E
19:00 - 20:00	1.0	SSW	0.8	E	0.6	SW	0.5	E
20:00 - 21:00	1.3	SSW	0.7	E	0.4	SW	1.3	SSW
21:00 - 22:00	0.7	SSW	0.4	E	0.5	SW	1.7	S
22:00 - 23:00	0.8	SSW	0.6	E	0.5	SW	1.2	SE
23:00 - 24:00	0.4	SSW	0.6	E	0.5	SW	0.8	SE
00:00 - 01:00	0.4	SSW	0.5	E	0.1	SW	0.6	SE
01:00 - 02:00	0.5	SSW	0.3	E	0.5	SW	0.7	SE
02:00 - 03:00	0.3	SSW	0.4	E	0.5	SW	0.6	SE
03:00 - 04:00	0.4	SSW	0.5	E	0.4	SW	0.6	SE
04:00 - 05:00	0.4	SSW	0.6	E	0.4	SW	0.5	SE
05:00 - 06:00	0.4	SSW	0.9	E	0.5	SW	0.5	SE
06:00 - 07:00	0.6	SSW	1.0	E	0.9	SW	0.7	SE
07:00 - 08:00	0.9	SW	1.4	E	1.1	SW	0.9	SE
08:00 - 09:00	0.9	SSW	1.1	E	2.1	SSW	2.0	SSE
09:00 - 10:00	0.6	SW	1.3	E	2.8	SSW	2.0	S
10:00 - 11:00	1.3	SW	1.6	SE	3.1	SSW	2.0	SSW

Wind Rose

WIND SPEED (m/s) - Scale 1/2

(Miss Kutesarin Vorradeewitaya)
Environmental Scientist

(Miss Preeda Somjai)
Technical Management Team

Meteorological Monitoring Results : Wind Rose
MTR-BSTE (Site 1)

Location : Wat Takuan Kongkanun
Monitor period : 03-11 May 2026
Wind Speed Model : Scarlet WS-21
Serial No : AD:42
Wind Direction Model : Scarlet WS-21
Serial No : AD:42

Direction	Percentage of Occurrence of Wind Direct Grouped in Various Wind Speed						
	0.5-1 m/s	1-2 m/s	2-3 m/s	3-4 m/s	4-6 m/s	More than 6	Total
N	0.0468	0.0000	0.0000	0.0000	0.0000	0.0000	0.0468
NNE	0.0677	0.0000	0.0000	0.0000	0.0000	0.0000	0.0677
NE	0.0208	0.0052	0.0000	0.0000	0.0000	0.0000	0.0260
ENE	0.0052	0.0052	0.0000	0.0000	0.0000	0.0000	0.0104
E	0.0104	0.0000	0.0000	0.0000	0.0000	0.0000	0.0104
ESE	0.0104	0.0052	0.0000	0.0000	0.0000	0.0000	0.0156
SE	0.0052	0.0000	0.0000	0.0000	0.0000	0.0000	0.0052
SSE	0.0469	0.0000	0.0000	0.0000	0.0000	0.0000	0.0469
S	0.0677	0.0781	0.0000	0.0000	0.0000	0.0000	0.1458
SSW	0.0990	0.0104	0.0000	0.0000	0.0000	0.0000	0.1094
SW	0.0573	0.0000	0.0000	0.0000	0.0000	0.0000	0.0573
WSW	0.0260	0.0000	0.0000	0.0000	0.0000	0.0000	0.0260
W	0.0052	0.0000	0.0000	0.0000	0.0000	0.0000	0.0052
WNW	0.0000	0.0000	0.0000	0.0000	0.0000	0.0000	0.0000
NW	0.0000	0.0000	0.0000	0.0000	0.0000	0.0000	0.0000
NNW	0.0000	0.0000	0.0000	0.0000	0.0000	0.0000	0.0000
CALM				0.4271			

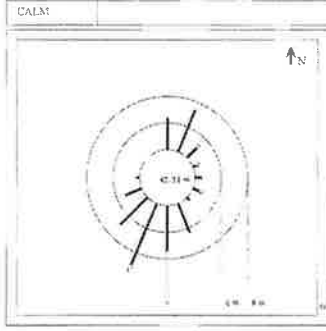

Application : WindPro Ver.1.0
Control : 16 Direction Calculation With Calm Wind < 0.5 m/s
Data Unit : Direction in Deg.
Wind Speed in m/s

WIND SPEED (m/s)

NOTE : The numbers indicate the direction from which the wind is blowing.

(Miss Kutesarin Vorradeewitaya)
Environmental Scientist

(Miss Preeda Somjai)
Technical Management Team

Meteorological Monitoring Results : Wind Rose
MTR-BSTE (Site 1)

Location : Wat Takuan Kongkanun
Monitor period : 03-11 May 2026
Wind Speed Model : Scarlet WS-21
Serial No : AD:42
Wind Direction Model : Scarlet WS-21
Serial No : AD:42

Time	03-04 May 2026		04-05 May 2026		05-06 May 2026		06-07 May 2026	
	WS(m/s)	WD	WS(m/s)	WD	WS(m/s)	WD	WS(m/s)	WD
11:00 - 12:00	0.8	S	1.1	S	0.6	S	0.8	S
12:00 - 13:00	0.8	SW	1.1	S	0.8	SW	1.0	S
13:00 - 14:00	1.0	SSW	1.1	S	0.5	N	1.1	S
14:00 - 15:00	0.8	SSW	0.9	S	0.4	NNE	1.1	S
15:00 - 16:00	0.9	S	0.8	SSW	0.4	WNW	0.9	S
16:00 - 17:00	0.8	SSE	0.7	SW	0.4	SW	0.6	SSW
17:00 - 18:00	0.9	SSE	0.7	SSW	0.0	NNW	0.5	W
18:00 - 19:00	0.8	S	0.7	SSW	0.0	NNW	0.5	WSW
19:00 - 20:00	0.6	SSW	0.5	S	0.2	N	0.4	WSW
20:00 - 21:00	0.6	SW	0.7	E	0.1	N	0.7	ESE
21:00 - 22:00	0.5	SW	1.1	NE	0.0	NNW	0.6	SE
22:00 - 23:00	0.7	SSW	0.9	NE	0.1	N	0.8	S
23:00 - 24:00	0.7	SSW	0.5	N	0.1	N	0.7	SSW
00:00 - 01:00	0.7	SSW	0.3	N	0.2	N	0.6	SSW
01:00 - 02:00	0.8	SSW	0.4	N	0.1	N	0.3	SW
02:00 - 03:00	0.7	SSW	0.3	N	0.1	N	0.5	SW
03:00 - 04:00	0.6	SW	0.0	N	0.4	N	0.5	WSW
04:00 - 05:00	0.4	W	0.0	N	0.0	NNW	0.6	NNE
05:00 - 06:00	0.4	WSW	0.0	NNW	0.2	N	0.4	N
06:00 - 07:00	0.5	W	0.2	NNE	0.6	NNE	0.6	NNE
07:00 - 08:00	0.6	SW	0.6	NNE	0.6	ENE	0.7	WSW
08:00 - 09:00	0.6	S	0.7	NNE	0.7	SSE	0.4	ENE
09:00 - 10:00	1.0	S	0.6	NNE	0.8	SSE	0.5	E
10:00 - 11:00	1.0	S	0.6	NE	0.7	SSE	0.7	S

Wind Rose

WIND SPEED (m/s) - Scale 1/2

(Miss Kutesarin Vorradeewitaya)
Environmental Scientist

(Miss Preeda Somjai)
Technical Management Team

Meteorological Monitoring Results : Wind Rose
MTR-BSTE (Site 1)

Location : Wat Takuan Kongkaram
Monitor period : 03-11 May 2026
Wind Speed Model : Scarlet WS-31
Serial No : AD42
Wind Direction Model : Scarlet WS-31
Serial No : AD42

Time	07-08 May 2026		08-09 May 2026		09-10 May 2026		10-11 May 2026	
	WS(m/s)	WD	WS(m/s)	WD	WS(m/s)	WD	WS(m/s)	WD
11:00 - 12:00	0.8	SSW	0.9	S	1.0	S	1.0	S
12:00 - 13:00	0.7	SSW	0.5	SSW	0.8	NNE	1.0	S
13:00 - 14:00	0.6	SSW	1.1	ESE	1.0	S	1.0	SSW
14:00 - 15:00	0.7	SSW	0.5	NNE	1.1	S	0.9	SW
15:00 - 16:00	0.5	SSW	0.3	N	1.0	S	0.7	WSW
16:00 - 17:00	0.6	SW	0.3	NNE	0.9	S	0.7	NE
17:00 - 18:00	0.4	SW	0.5	N	0.5	SW	0.3	N
18:00 - 19:00	0.5	WSW	0.7	NNE	0.4	WSW	0.3	N
19:00 - 20:00	0.3	W	0.5	N	0.2	NW	0.3	NNW
20:00 - 21:00	0.4	W	0.4	N	0.2	NNW	0.5	WSW
21:00 - 22:00	0.3	W	0.5	N	0.3	W	0.7	S
22:00 - 23:00	0.2	NW	0.3	N	0.3	WSW	1.3	ENE
23:00 - 24:00	0.3	N	0.3	N	0.2	W	0.5	N
00:00 - 01:00	0.1	NNW	0.4	N	0.4	SW	0.2	N
01:00 - 02:00	0.4	N	0.1	N	0.1	WNW	0.4	NE
02:00 - 03:00	0.3	N	0.1	N	0.0	NNW	0.4	NNW
03:00 - 04:00	0.2	N	0.0	N	0.4	N	0.2	NNW
04:00 - 05:00	0.4	N	0.0	N	0.4	N	0.1	NNW
05:00 - 06:00	0.3	N	0.0	N	0.2	N	0.0	NNW
06:00 - 07:00	0.5	NNE	0.5	N	0.4	NNE	0.3	NNW
07:00 - 08:00	0.4	NNE	0.7	NNE	0.6	N	0.3	N
08:00 - 09:00	0.4	NNE	0.7	NNE	0.7	SSE	0.5	NNE
09:00 - 10:00	0.0	WSW	0.6	NE	0.8	SSE	0.7	ESE
10:00 - 11:00	0.0	SE	0.8	SSE	1.0	S	0.7	SSE

Wind Rose

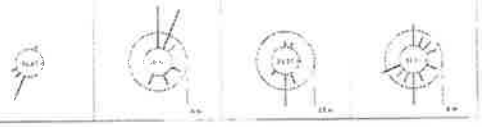

0.5-1 1-2 2-3 3-4 4-6 >6
WIND SPEED (m/s) - Sub 1/2

(Miss Kritsaria Vasudetwitaya)
Environmental Scientist

Preeda S.
(Miss Preeda Sonjai)
Technical Management Team

บริษัท ซีคอท จำกัด
SECOT CO., LTD.
239 ถนนริมคลองประปา แขวงบางซื่อ เขตบางซื่อ กรุงเทพมหานคร 10800
239 RIMKLONGPRAPA ROAD, BANGSUE, BANGKOK 10800, THAILAND
TEL. (662) 959-3600 FAX (662) 959-3535 Website : secot.co.th E-mail : envserv@secot.co.th

AMBIENT AIR QUALITY ANALYSIS REPORT

CLIENT NAME	: BST Elastomers Co., Ltd. (BSTE)	REQUEST SERVICE No.	: [illegible]
SAMPLING BY	: SECOT Co., Ltd.	SAMPLING METHOD	: Sulfonic/Sulfonic Pressure Sampling
SAMPLING DATE	: 03-04/05/2026	ANALYTICAL DATE	: [illegible]
SAMPLING TIME	: 11:20-11:50	SAMPLE CONDITION	: Normal
RECEIVED DATE	: 05/05/2026	FILE CODE	: 226056_TD-10_May
REPORT DATE	: 08/05/2026		

Compound	Non Detection		SAMPLING LOCATION Wat Nong Fuak		STANDARD*
	ppbv	µg/m³	ppbv	µg/m³	µg/m³
1,3-butadiene	0.003	0.007	ND	ND	5.3
Styrene	0.02	0.09	0.02	0.09	-

Methods for the Determination of Toxic Organic Compounds in Ambient Air, 2nd. EPA Method TO-15, 1999

(Miss Jutarat Jaeruan)
Analyst

(Miss Siriwan Chinsuang)
Technical Management Team

Remark : 1. Reported analysis refers to submitted sample only.
2. This report shall not be reproduce, except in full, without official approval.
3. * Notification of the Pollution Control Department, dated December 18, B.E. 2551 (2008), which was published in the Royal Government Gazette Vol. 126, Special Part 13D dated January 27, B.E. 2552 (2009)
4. - Not available.

บริษัท ซีคอท จำกัด
SECOT CO., LTD.
239 ถนนริมคลองประปา แขวงบางซื่อ เขตบางซื่อ กรุงเทพมหานคร 10800
239 RIMKLONGPRAPA ROAD, BANGSUE, BANGKOK 10800, THAILAND
TEL. (662) 959-3600 FAX (662) 959-3535 Website : secot.co.th E-mail : envserv@secot.co.th

AMBIENT AIR QUALITY ANALYSIS REPORT

CLIENT NAME	: BST Elastomers Co., Ltd. (BSTE)	REQUEST SERVICE No.	: 0717369
SAMPLING BY	: SECOT Co., Ltd.	SAMPLING METHOD	: Sulfonic/Sulfonic Pressure Sampling
SAMPLING DATE	: 03-04/05/2026	ANALYTICAL DATE	: 07/05/2026
SAMPLING TIME	: 11:05-12:20	SAMPLE CONDITION	: Normal
RECEIVED DATE	: 05/05/2026	FILE CODE	: 226056_TD-5_May
REPORT DATE	: 08/05/2026		

Compound	Non Detection		SAMPLING LOCATION Soi Rama Pathana		STANDARD*
	ppbv	µg/m³	ppbv	µg/m³	µg/m³
1,3-butadiene	0.003	0.007	ND	ND	5.3
Styrene	0.02	0.09	0.06	0.26	-

Methods for the Determination of Toxic Organic Compounds in Ambient Air, 2nd. EPA Method TO-15, 1999

(Miss Jutarat Jaeruan)
Analyst

(Miss Siriwan Chinsuang)
Technical Management Team

Remark : 1. Reported analysis refers to submitted sample only.
2. This report shall not be reproduce, except in full, without official approval.
3. * Notification of the Pollution Control Department, dated December 18, B.E. 2551 (2008), which was published in the Royal Government Gazette Vol. 126, Special Part 13D dated January 27, B.E. 2552 (2009)
4. - Not available.

บริษัท ซีคอท จำกัด
SECOT CO., LTD.
239 ถนนริมคลองประปา แขวงบางซื่อ เขตบางซื่อ กรุงเทพมหานคร 10800
239 RIMKLONGPRAPA ROAD, BANGSUE, BANGKOK 10800, THAILAND
TEL. (662) 959-3600 FAX (662) 959-3535 Website : secot.co.th E-mail : envserv@secot.co.th

AMBIENT AIR QUALITY ANALYSIS REPORT

CLIENT NAME	: BST Elastomers Co., Ltd. (BSTE)	REQUEST SERVICE No.	: 0717369
SAMPLING BY	: SECOT Co., Ltd.	SAMPLING METHOD	: Sulfonic/Sulfonic Pressure Sampling
SAMPLING DATE	: 03-04/05/2026	ANALYTICAL DATE	: 07/05/2026
SAMPLING TIME	: 11:45-12:45	SAMPLE CONDITION	: Normal
RECEIVED DATE	: 05/05/2026	FILE CODE	: 226056_TD-15_May
REPORT DATE	: 08/05/2026		

Compound	Non Detection		SAMPLING LOCATION Wat Takuan Kongkaram (Ban Fa Kuan-Aou Pra Dui)		STANDARD*
	ppbv	µg/m³	ppbv	µg/m³	µg/m³
1,3-butadiene	0.002	0.007	ND	ND	5.3
Styrene	0.02	0.09	0.02	0.09	-

Methods for the Determination of Toxic Organic Compounds in Ambient Air, 2nd. EPA Method TO-15, 1999

(Miss Jutarat Jaeruan)
Analyst

(Miss Siriwan Chinsuang)
Technical Management Team

Remark : 1. Reported analysis refers to submitted sample only.
2. This report shall not be reproduce, except in full, without official approval.
3. * Notification of the Pollution Control Department, dated December 18, B.E. 2551 (2008), which was published in the Royal Government Gazette Vol. 126, Special Part 13D dated January 27, B.E. 2552 (2009)
4. - Not available.

บริษัท ซีคอท จำกัด
SECOT CO., LTD.
239 ถนนริมคลองประปา แขวงบางซื่อ เขตบางซื่อ กรุงเทพมหานคร 10800
239 RIMKLONGPRAPA ROAD, BANGSUE, BANGKOK 10800, THAILAND
TEL. (662) 959-3600 FAX (662) 959-3535 Website : secot.co.th E-mail : envserv@secot.co.th

AMBIENT AIR QUALITY ANALYSIS REPORT

CLIENT NAME	: BST Elastomers Co., Ltd. (BSTE)	REQUEST SERVICE No.	: 0724-69
SAMPLING BY	: SECOT Co., Ltd.	SAMPLING METHOD	: Subatmospheric Pressure Sampling
SAMPLING DATE	: 04-05/05/2026	ANALYTICAL DATE	: 06/05/2026
SAMPLING TIME	: 11:30-11:20	SAMPLE CONDITION	: Normal
RECEIVED DATE	: 06/05/2026	FILE CODE	: 226056_TO 15_May
REPORT DATE	: 11/05/2026		

Compound	SAMPLING LOCATION: Wat Nang Pare				STANDARD* (µg/m³)
	Non Detection				
	ppbv	µg/m³	ppbv	µg/m³	
1,3-butadiene	0.003	0.007	ND	ND	5.3
Styrene	0.02	0.09	0.02	0.09	-

Methods for the Determination of Ambient Air Pollutants Contained in Ambient Air (EPA Method 2, 10, 12)

Jutarat Jaemuen
(Miss Jutarat Jaemuen)
Analyst

Sirivan Chinsangrag
(Miss Sirivan Chinsangrag)
Technical Management Team

Remark : 1. Reported analysis refers to submitted sample only.
2. This report shall not be reproduce, except in full, without official approval.
3. * Notification of the Pollution Control Department, dated December 18, B.E.2551(2008), which was published in the Royal Government Gazette, Vol. 126, Special Part 13D dated January 27, B.E.2552 (2009)
4. - Not available

บริษัท ซีคอท จำกัด
SECOT CO., LTD.
239 ถนนริมคลองประปา แขวงบางซื่อ เขตบางซื่อ กรุงเทพมหานคร 10800
239 RIMKLONGPRAPA ROAD, BANGSUE, BANGKOK 10800, THAILAND
TEL. (662) 959-3600 FAX (662) 959-3535 Website : secot.co.th E-mail : envserv@secot.co.th

AMBIENT AIR QUALITY ANALYSIS REPORT

CLIENT NAME	: BST Elastomers Co., Ltd. (BSTE)	REQUEST SERVICE No.	: 0724-69
SAMPLING BY	: SECOT Co., Ltd.	SAMPLING METHOD	: Subatmospheric Pressure Sampling
SAMPLING DATE	: 04-05/05/2026	ANALYTICAL DATE	: 06/05/2026
SAMPLING TIME	: 12:30-12:20	SAMPLE CONDITION	: Normal
RECEIVED DATE	: 06/05/2026	FILE CODE	: 226056_TO 15_May
REPORT DATE	: 11/05/2026		

Compound	SAMPLING LOCATION: Soi Ruam Pattana				STANDARD* (µg/m³)
	Non Detection				
	ppbv	µg/m³	ppbv	µg/m³	
1,3-butadiene	0.007	0.015	ND	ND	5.3
Styrene	0.029	0.09	0.06	0.26	-

Methods for the Determination of Ambient Air Pollutants Contained in Ambient Air (EPA Method 2, 10, 12)

Jutarat Jaemuen
(Miss Jutarat Jaemuen)
Analyst

Sirivan Chinsangrag
(Miss Sirivan Chinsangrag)
Technical Management Team

Remark : 1. Reported analysis refers to submitted sample only.
2. This report shall not be reproduce, except in full, without official approval.
3. * Notification of the Pollution Control Department, dated December 18, B.E.2551(2008), which was published in the Royal Government Gazette, Vol. 126, Special Part 13D dated January 27, B.E.2552 (2009).
4. - Not available.

บริษัท ซีคอท จำกัด
SECOT CO., LTD.
239 ถนนริมคลองประปา แขวงบางซื่อ เขตบางซื่อ กรุงเทพมหานคร 10800
239 RIMKLONGPRAPA ROAD, BANGSUE, BANGKOK 10800, THAILAND
TEL. (662) 959-3600 FAX (662) 959-3535 Website : secot.co.th E-mail : envserv@secot.co.th

AMBIENT AIR QUALITY ANALYSIS REPORT

CLIENT NAME	: BST Elastomers Co., Ltd. (BSTE)	REQUEST SERVICE No.	: 0724-69
SAMPLING BY	: SECOT Co., Ltd.	SAMPLING METHOD	: Subatmospheric Pressure Sampling
SAMPLING DATE	: 04-05/05/2026	ANALYTICAL DATE	: 06/05/2026
SAMPLING TIME	: 11:50-11:35	SAMPLE CONDITION	: Normal
RECEIVED DATE	: 06/05/2026	FILE CODE	: 226056_TO 15_May
REPORT DATE	: 11/05/2026		

Compound	SAMPLING LOCATION: Wat Talaton Kanglarom (Bao Ta Kuan-Ayu Pra Det)				STANDARD* (µg/m³)
	Non Detection				
	ppbv	µg/m³	ppbv	µg/m³	
1,3-butadiene	0.003	0.007	ND	ND	5.3
Styrene	0.02	0.09	0.04	0.17	-

Methods for the Determination of Ambient Air Pollutants Contained in Ambient Air (EPA Method 2, 10, 12)

Jutarat Jaemuen
(Miss Jutarat Jaemuen)
Analyst

Sirivan Chinsangrag
(Miss Sirivan Chinsangrag)
Technical Management Team

Remark : 1. Reported analysis refers to submitted sample only.
2. This report shall not be reproduce, except in full, without official approval.
3. * Notification of the Pollution Control Department, dated December 18, B.E.2551(2008), which was published in the Royal Government Gazette, Vol. 126, Special Part 13D dated January 27, B.E.2552 (2009)
4. - Not available

บริษัท ซีคอท จำกัด
SECOT CO., LTD.
239 ถนนริมคลองประปา แขวงบางซื่อ เขตบางซื่อ กรุงเทพมหานคร 10800
239 RIMKLONGPRAPA ROAD, BANGSUE, BANGKOK 10800, THAILAND
TEL. (662) 959-3600 FAX (662) 959-3535 Website : secot.co.th E-mail : envserv@secot.co.th

AMBIENT AIR QUALITY ANALYSIS REPORT

CLIENT NAME	: BST Elastomers Co., Ltd. (BSTE)	REQUEST SERVICE No.	: 0724-69
SAMPLING BY	: SECOT Co., Ltd.	SAMPLING METHOD	: Subatmospheric Pressure Sampling
SAMPLING DATE	: 04-05/05/2026	ANALYTICAL DATE	: 06/05/2026
SAMPLING TIME	: 11:20-11:08	SAMPLE CONDITION	: Normal
RECEIVED DATE	: 06/05/2026	FILE CODE	: 226056_TO 15_May
REPORT DATE	: 11/05/2026		

Compound	SAMPLING LOCATION: Wat Nang Fach				STANDARD* (µg/m³)
	Non Detection				
	ppbv	µg/m³	ppbv	µg/m³	
1,3-butadiene	0.003	0.007	ND	ND	5.3
Styrene	0.02	0.09	0.02	0.09	-

Methods for the Determination of Ambient Air Pollutants Contained in Ambient Air (EPA Method 2, 10, 12)

Jutarat Jaemuen
(Miss Jutarat Jaemuen)
Analyst

Sirivan Chinsangrag
(Miss Sirivan Chinsangrag)
Technical Management Team

Remark : 1. Reported analysis refers to submitted sample only.
2. This report shall not be reproduce, except in full, without official approval.
3. * Notification of the Pollution Control Department, dated December 18, B.E.2551(2008), which was published in the Royal Government Gazette, Vol. 126, Special Part 13D dated January 27, B.E.2552 (2009)
4. - Not available

บริษัท ซีคอท จำกัด
SECOT CO., LTD.
239 ถนนริมคลองประปา แขวงบางซื่อ เขตบางซื่อ กรุงเทพมหานคร 10800
239 RIMKLONGPRAPA ROAD, BANGSUE, BANGKOK 10800, THAILAND
TEL. (662) 959-3600 FAX (662) 959-3535 Website : secot.co.th E-mail : envserv@secot.co.th

AMBIENT AIR QUALITY ANALYSIS REPORT

CLIENT NAME	: [illegible]	REQUEST SERVICE No.	: [illegible]
SAMPLING BY	: SECOT Co., Ltd.	SAMPLING METHOD	: Subatmospheric Pressure Sampling
SAMPLING DATE	: [illegible]	ANALYTICAL DATE	: [illegible]
SAMPLING TIME	: [illegible]	SAMPLE CONDITION	: Normal
RECEIVED DATE	: [illegible]	FILE CODE	: 226056 TO 15 May
REPORT DATE	: [illegible]		

Compound	Non Detection		SAMPLING LOCATION: Sai Ruam Pattana		STANDARD* (µg/m³)
	ppbv	µg/m³	ppbv	µg/m³	
1,3-butadiene	0.001	0.007	ND	ND	5.5
Styrene	0.02	0.09	0.08	0.34	-

Notified in the Government of Thailand Gazette Announcement No. 2, D.A. March 10-15, 1997

(Miss Jutarat Jaemuan)
Analyst

(Miss Sirwan Chinta-ngo)
Technical Management Team

Remark : 1. Reported analysis refers to submitted sample only.
2. This report shall not be reproduce, except in full, without official approval.
3. * Notification of the Pollution Control Department, dated December 18, B.E.2551 (2008) which was published in the Royal Government Gazette Vol. 126, Special Part 13D dated January 27, B.E. 2552 (2009).
4. - Not available.

Page 1 of 1

บริษัท ซีคอท จำกัด
SECOT CO., LTD.
239 ถนนริมคลองประปา แขวงบางซื่อ เขตบางซื่อ กรุงเทพมหานคร 10800
239 RIMKLONGPRAPA ROAD, BANGSUE, BANGKOK 10800, THAILAND
TEL. (662) 959-3600 FAX (662) 959-3535 Website : secot.co.th E-mail : envserv@secot.co.th

AMBIENT AIR QUALITY ANALYSIS REPORT

CLIENT NAME	: [illegible]	REQUEST SERVICE No.	: 075439
SAMPLING BY	: SECOT Co., Ltd.	SAMPLING METHOD	: Subatmospheric Pressure Sampling
SAMPLING DATE	: [illegible]	ANALYTICAL DATE	: [illegible]
SAMPLING TIME	: [illegible]	SAMPLE CONDITION	: Normal
RECEIVED DATE	: [illegible]	FILE CODE	: 226056 TO 15 May
REPORT DATE	: [illegible]		

Compound	Non Detection		SAMPLING LOCATION: Wat Takuan Kongkaram (Ban Ta Kuao-Auu Pra Du)		STANDARD* (µg/m³)
	ppbv	µg/m³	ppbv	µg/m³	
1,3-butadiene	0.005	0.03	ND	ND	5.5
Styrene	0.02	0.09	0.06	0.26	-

Notified in the Government of Thailand Gazette Announcement No. 2, D.A. March 10-15, 1997

(Miss Jutarat Jaemuan)
Analyst

(Miss Sirwan Chinta-ngo)
Technical Management Team

Remark : 1. Reported analysis refers to submitted sample only.
2. This report shall not be reproduce, except in full, without official approval.
3. * Notification of the Pollution Control Department, dated December 18, B.E.2551 (2008) which was published in the Royal Government Gazette Vol. 126, Special Part 13D dated January 27, B.E. 2552 (2009).
4. - Not available.

Page 1 of 1

บริษัท ซีคอท จำกัด
SECOT CO., LTD.
239 ถนนริมคลองประปา แขวงบางซื่อ เขตบางซื่อ กรุงเทพมหานคร 10800
239 RIMKLONGPRAPA ROAD, BANGSUE, BANGKOK 10800, THAILAND
TEL. (662) 959-3600 FAX (662) 959-3535 Website : secot.co.th E-mail : envserv@secot.co.th

AMBIENT AIR QUALITY ANALYSIS REPORT

CLIENT NAME	: BST Elastomers Co., Ltd. (BSTE)	REQUEST SERVICE No.	: [illegible]
SAMPLING BY	: SECOT Co., Ltd.	SAMPLING METHOD	: Subatmospheric Pressure Sampling
SAMPLING DATE	: 06/07/05/2026	ANALYTICAL DATE	: [illegible]
SAMPLING TIME	: 11:00-11:20	SAMPLE CONDITION	: Normal
RECEIVED DATE	: 08/05/2026	FILE CODE	: 226056 [illegible] May
REPORT DATE	: 12/05/2026		

Compound	Non Detection		SAMPLING LOCATION: Wat Nong Faeb		STANDARD* (µg/m³)
	ppbv	µg/m³	ppbv	µg/m³	
1,3-butadiene	0.003	0.007	ND	ND	5.5
Styrene	0.02	0.09	ND	ND	-

Notified in the Government of Thailand Gazette Announcement No. 2, D.A. March 10-15, 1997

(Miss Jutarat Jaemuan)
Analyst

(Miss Sirwan Chinta-ngo)
Technical Management Team

Remark : 1. Reported analysis refers to submitted sample only.
2. This report shall not be reproduce, except in full, without official approval.
3. * Notification of the Pollution Control Department, dated December 18, B.E.2551 (2008) which was published in the Royal Government Gazette Vol. 126, Special Part 13D dated January 27, B.E. 2552 (2009).
4. - Not available.

Page 1 of 1

บริษัท ซีคอท จำกัด
SECOT CO., LTD.
239 ถนนริมคลองประปา แขวงบางซื่อ เขตบางซื่อ กรุงเทพมหานคร 10800
239 RIMKLONGPRAPA ROAD, BANGSUE, BANGKOK 10800, THAILAND
TEL. (662) 959-3600 FAX (662) 959-3535 Website : secot.co.th E-mail : envserv@secot.co.th

AMBIENT AIR QUALITY ANALYSIS REPORT

CLIENT NAME	: BST Elastomers Co., Ltd. (BSTE)	REQUEST SERVICE No.	: 075440
SAMPLING BY	: SECOT Co., Ltd.	SAMPLING METHOD	: Subatmospheric Pressure Sampling
SAMPLING DATE	: [illegible]	ANALYTICAL DATE	: 14/05/2026
SAMPLING TIME	: [illegible]	SAMPLE CONDITION	: Normal
RECEIVED DATE	: [illegible]	FILE CODE	: 226056 TO 15 May
REPORT DATE	: [illegible]		

Compound	Non Detection		SAMPLING LOCATION: Sai Ruam Pattana		STANDARD* (µg/m³)
	ppbv	µg/m³	ppbv	µg/m³	
1,3-butadiene	0.001	0.007	ND	ND	5.5
Styrene	0.02	0.09	0.04	0.17	-

Notified in the Government of Thailand Gazette Announcement No. 2, D.A. March 10-15, 1997

(Miss Jutarat Jaemuan)
Analyst

(Miss Sirwan Chinta-ngo)
Technical Management Team

Remark : 1. Reported analysis refers to submitted sample only.
2. This report shall not be reproduce, except in full, without official approval.
3. * Notification of the Pollution Control Department, dated December 18, B.E.2551 (2008) which was published in the Royal Government Gazette Vol. 126, Special Part 13D dated January 27, B.E. 2552 (2009).
4. - Not available.

Page 1 of 1

บริษัท ซีคอท จำกัด
SECOT CO., LTD.
239 ถนนริมคลองประปา แขวงบางซื่อ เขตบางซื่อ กรุงเทพมหานคร 10800
239 RIMKLONGPRAPA ROAD, BANGSUE, BANGKOK 10800, THAILAND
TEL. (662) 959-3600 FAX (662) 959-3535 Website : secot.co.th E-mail : envserv@secot.co.th

AMBIENT AIR QUALITY ANALYSIS REPORT

CLIENT NAME	: BST Elastomers Co., Ltd. (BSTP)	REQUEST SERVICE No.	: 0772/69
SAMPLING BY	: SECOT Co., Ltd.	SAMPLING METHOD	: Subatmospheric Pressure Sampling
SAMPLING DATE	: 08-05-2026	ANALYTICAL DATE	: 11-05-2026
SAMPLING TIME	: 11:00-11:40	SAMPLE CONDITION	: Normal
RECEIVED DATE	: 08-05-2026	FILE CODE	: 226056 TO-15_May
REPORT DATE	: 12-05-2026		

Compound	Non Detection		SAMPLING LOCATION Wat Takuan Kengkarum (Ban Ta Kuan-Aou Pra Du)		STANDARD* (µg/m³)
	ppbv	µg/m³	ppbv	µg/m³	
1,3-butadiene	0.003	0.007	ND	ND	3.3
Styrene	0.02	0.09	0.02	0.09	-

Method for Air Toxic Determination of Toxic Organic Compounds in Ambient Air, EPA Methods Top-15, 1999

(Miss Jutarat Jaemuen)
Analyst

(Miss Siriwan Chinsongsa)
Technical Management Team

Remark : 1. Reported analysis refers to submitted sample only.
2. This report shall not be reproduce, except in full, without official approval.
3. * Notification of the Pollution Control Department, dated December 18 B.E. 2553 (2010), which was published in the Royal Government Gazette Vol. 126, Special Part 13D dated January 27, B.E. 2552 (2009).
4. - Not available.

บริษัท ซีคอท จำกัด
SECOT CO., LTD.
239 ถนนริมคลองประปา แขวงบางซื่อ เขตบางซื่อ กรุงเทพมหานคร 10800
239 RIMKLONGPRAPA ROAD, BANGSUE, BANGKOK 10800, THAILAND
TEL. (662) 959-3600 FAX (662) 959-3535 Website : secot.co.th E-mail : envserv@secot.co.th

AMBIENT AIR QUALITY ANALYSIS REPORT

CLIENT NAME	: BST Elastomers Co., Ltd. (BSTP)	REQUEST SERVICE No.	: 0772/69
SAMPLING BY	: SECOT Co., Ltd.	SAMPLING METHOD	: Subatmospheric Pressure Sampling
SAMPLING DATE	: 07-05-2026	ANALYTICAL DATE	: 12-05-2026
SAMPLING TIME	: 11:29-11:59	SAMPLE CONDITION	: Normal
RECEIVED DATE	: 08-05-2026	FILE CODE	: 226056 TO-15_May
REPORT DATE	: 12-05-2026		

Compound	Non Detection		SAMPLING LOCATION Wat Nong Faek		STANDARD* (µg/m³)
	ppbv	µg/m³	ppbv	µg/m³	
1,3-butadiene	0.003	0.007	ND	ND	3.3
Styrene	0.02	0.09	0.04	0.17	-

Method for Air Toxic Determination of Toxic Organic Compounds in Ambient Air, EPA Methods Top-15, 1999

(Miss Jutarat Jaemuen)
Analyst

(Miss Siriwan Chinsongsa)
Technical Management Team

Remark : 1. Reported analysis refers to submitted sample only.
2. This report shall not be reproduce, except in full, without official approval.
3. * Notification of the Pollution Control Department, dated December 18 B.E. 2553 (2010), which was published in the Royal Government Gazette Vol. 126, Special Part 13D dated January 27, B.E. 2552 (2009).
4. - Not available.

บริษัท ซีคอท จำกัด
SECOT CO., LTD.
239 ถนนริมคลองประปา แขวงบางซื่อ เขตบางซื่อ กรุงเทพมหานคร 10800
239 RIMKLONGPRAPA ROAD, BANGSUE, BANGKOK 10800, THAILAND
TEL. (662) 959-3600 FAX (662) 959-3535 Website : secot.co.th E-mail : envserv@secot.co.th

AMBIENT AIR QUALITY ANALYSIS REPORT

CLIENT NAME	: BST Elastomers Co., Ltd. (BSTP)	REQUEST SERVICE No.	: 0772/69
SAMPLING BY	: SECOT Co., Ltd.	SAMPLING METHOD	: Subatmospheric Pressure Sampling
SAMPLING DATE	: [illegible]	ANALYTICAL DATE	: 12-05-2026
SAMPLING TIME	: [illegible]	SAMPLE CONDITION	: Normal
RECEIVED DATE	: [illegible]	FILE CODE	: 226056 TO-15_May
REPORT DATE	: [illegible]		

Compound	Non Detection		SAMPLING LOCATION Sri Rham Pathana		STANDARD* (µg/m³)
	ppbv	µg/m³	ppbv	µg/m³	
1,3-butadiene	0.003	0.007	ND	ND	3.3
Styrene	0.02	0.09	0.08	0.34	-

Method for Air Toxic Determination of Toxic Organic Compounds in Ambient Air, EPA Methods Top-15, 1999

(Miss Jutarat Jaemuen)
Analyst

(Miss Siriwan Chinsongsa)
Technical Management Team

Remark : 1. Reported analysis refers to submitted sample only.
2. This report shall not be reproduce, except in full, without official approval.
3. * Notification of the Pollution Control Department, dated December 18 B.E. 2553 (2010), which was published in the Royal Government Gazette Vol. 126, Special Part 13D dated January 27, B.E. 2552 (2009).
4. - Not available.

บริษัท ซีคอท จำกัด
SECOT CO., LTD.
239 ถนนริมคลองประปา แขวงบางซื่อ เขตบางซื่อ กรุงเทพมหานคร 10800
239 RIMKLONGPRAPA ROAD, BANGSUE, BANGKOK 10800, THAILAND
TEL. (662) 959-3600 FAX (662) 959-3535 Website : secot.co.th E-mail : envserv@secot.co.th

AMBIENT AIR QUALITY ANALYSIS REPORT

CLIENT NAME	: BST Elastomers Co., Ltd. (BSTP)	REQUEST SERVICE No.	: 0772/69
SAMPLING BY	: SECOT Co., Ltd.	SAMPLING METHOD	: Subatmospheric Pressure Sampling
SAMPLING DATE	: 08-05-2026	ANALYTICAL DATE	: 12-05-2026
SAMPLING TIME	: 11:50-12:20	SAMPLE CONDITION	: Normal
RECEIVED DATE	: 08-05-2026	FILE CODE	: 226056 TO-15_May
REPORT DATE	: 12-05-2026		

Compound	Non Detection		SAMPLING LOCATION Wat Tahuan Kengkarum (Ban Ta Kuan-Aou Pra Du)		STANDARD* (µg/m³)
	ppbv	µg/m³	ppbv	µg/m³	
1,3-butadiene	0.003	0.007	ND	ND	3.3
Styrene	0.02	0.09	0.02	0.09	-

Method for Air Toxic Determination of Toxic Organic Compounds in Ambient Air, EPA Methods Top-15, 1999

(Miss Jutarat Jaemuen)
Analyst

(Miss Siriwan Chinsongsa)
Technical Management Team

Remark : 1. Reported analysis refers to submitted sample only.
2. This report shall not be reproduce, except in full, without official approval.
3. * Notification of the Pollution Control Department, dated December 18 B.E. 2553 (2010), which was published in the Royal Government Gazette Vol. 126, Special Part 13D dated January 27, B.E. 2552 (2009).
4. - Not available.

บริษัท ซีคอท จำกัด
SECOT CO., LTD.
239 ถนนริมคลองประปา แขวงบางซื่อ เขตบางซื่อ กรุงเทพมหานคร 10800
239 RIMKLONGPRAPA ROAD, BANGSUE, BANGKOK 10800, THAILAND
TEL. (662) 959-3600 FAX (662) 959-3535 Website : secot.co.th E-mail : envserv@secot.co.th

AMBIENT AIR QUALITY ANALYSIS REPORT

CLIENT NAME	: [illegible]	REQUEST SERVICE No.	: [illegible]
SAMPLING BY	: [illegible]	SAMPLING METHOD	: Subatmospheric Pressure Sampling
SAMPLING DATE	: [illegible]	ANALYTICAL DATE	: 13 05 2026
SAMPLING TIME	: [illegible]	SAMPLE CONDITION	: Normal
RECEIVED DATE	: [illegible]	FILE CODE	: 226056_TO-15_May
REPORT DATE	: [illegible]		

Compound	Non Detection		SAMPLING LOCATION		STANDARD* (µg/m³)
			Wat Nang Faeb		
	ppbv	µg/m³	ppbv	µg/m³	
1,3-butadiene	0.003	0.007	ND	ND	3.3
Styrene	0.02	0.09	0.04	0.17	-

Methods Used: Determination of Toxic Organic Compounds in Ambient Air, EPA Method TO-15, 1999

[illegible]
(Miss Jutarat Jaemsan)
Analyst

[illegible]
(Miss Sirawan Chinsangaji)
Technical Management Team

Remark : 1. Reported analysis refers to submitted sample only.
2. This report shall not be reproduced, except in full, without official approval.
3. * Notification of the Pollution Control Department, dated December 18 (B.E.2551(2008)), which was published in the Royal Government Gazette Vol. 126, Special Part 13D dated January 27, (B.E. 2552 (2009)).
4. - Not available

บริษัท ซีคอท จำกัด
SECOT CO., LTD.
239 ถนนริมคลองประปา แขวงบางซื่อ เขตบางซื่อ กรุงเทพมหานคร 10800
239 RIMKLONGPRAPA ROAD, BANGSUE, BANGKOK 10800, THAILAND
TEL. (662) 959-3600 FAX (662) 959-3535 Website : secot.co.th E-mail : envserv@secot.co.th

AMBIENT AIR QUALITY ANALYSIS REPORT

CLIENT NAME	: [illegible]	REQUEST SERVICE No.	: [illegible]
SAMPLING BY	: [illegible]	SAMPLING METHOD	: Subatmospheric Pressure Sampling
SAMPLING DATE	: [illegible]	ANALYTICAL DATE	: [illegible]
SAMPLING TIME	: [illegible]	SAMPLE CONDITION	: Normal
RECEIVED DATE	: [illegible]	FILE CODE	: 226056_TO-15_May
REPORT DATE	: [illegible]		

Compound	Non Detection		SAMPLING LOCATION		STANDARD* (µg/m³)
			Sai Prem Pattana		
	ppbv	µg/m³	ppbv	µg/m³	
1,3-butadiene	0.003	0.007	ND	ND	3.3
Styrene	0.02	0.09	0.06	0.26	-

Methods Used: Determination of Toxic Organic Compounds in Ambient Air, EPA Method TO-15, 1999

[illegible]
(Miss Jutarat Jaemsan)
Analyst

[illegible]
(Miss Sirawan Chinsangaji)
Technical Management Team

Remark : 1. Reported analysis refers to submitted sample only.
2. This report shall not be reproduced, except in full, without official approval.
3. * Notification of the Pollution Control Department, dated December 18 (B.E.2551(2008)), which was published in the Royal Government Gazette Vol. 126, Special Part 13D dated January 27, (B.E. 2552 (2009)).
4. - Not available

บริษัท ซีคอท จำกัด
SECOT CO., LTD.
239 ถนนริมคลองประปา แขวงบางซื่อ เขตบางซื่อ กรุงเทพมหานคร 10800
239 RIMKLONGPRAPA ROAD, BANGSUE, BANGKOK 10800, THAILAND
TEL. (662) 959-3600 FAX (662) 959-3535 Website : secot.co.th E-mail : envserv@secot.co.th

AMBIENT AIR QUALITY ANALYSIS REPORT

CLIENT NAME	: [illegible]	REQUEST SERVICE No.	: [illegible]
SAMPLING BY	: [illegible]	SAMPLING METHOD	: Subatmospheric Pressure Sampling
SAMPLING DATE	: 08 05 2026	ANALYTICAL DATE	: 13 05 2026
SAMPLING TIME	: 12:00-12:00	SAMPLE CONDITION	: Normal
RECEIVED DATE	: [illegible]	FILE CODE	: 226056_TO-15_May
REPORT DATE	: 14 05 2026		

Compound	Non Detection		SAMPLING LOCATION		STANDARD* (µg/m³)
			Wat Talumon Kongkaram (Ban Ta Kuan Asu Pra Du)		
	ppbv	µg/m³	ppbv	µg/m³	
1,3-butadiene	0.003	0.002	ND	ND	3.1
Styrene	0.02	0.09	0.06	0.26	-

Methods Used: Determination of Toxic Organic Compounds in Ambient Air, EPA Method TO-15, 1999

[illegible]
(Miss Jutarat Jaemsan)
Analyst

[illegible]
(Miss Sirawan Chinsangaji)
Technical Management Team

Remark : 1. Reported analysis refers to submitted sample only.
2. This report shall not be reproduced, except in full, without official approval.
3. * Notification of the Pollution Control Department, dated December 18 (B.E.2551(2008)), which was published in the Royal Government Gazette Vol. 126, Special Part 13D dated January 27, (B.E. 2552 (2009)).
4. - Not available

บริษัท ซีคอท จำกัด
SECOT CO., LTD.
239 ถนนริมคลองประปา แขวงบางซื่อ เขตบางซื่อ กรุงเทพมหานคร 10800
239 RIMKLONGPRAPA ROAD, BANGSUE, BANGKOK 10800, THAILAND
TEL. (662) 959-3600 FAX (662) 959-3535 Website : secot.co.th E-mail : envserv@secot.co.th

AMBIENT AIR QUALITY ANALYSIS REPORT

CLIENT NAME	: [illegible]	REQUEST SERVICE No.	: [illegible]
SAMPLING BY	: [illegible]	SAMPLING METHOD	: Subatmospheric Pressure Sampling
SAMPLING DATE	: [illegible]	ANALYTICAL DATE	: [illegible]
SAMPLING TIME	: [illegible]	SAMPLE CONDITION	: Normal
RECEIVED DATE	: [illegible]	FILE CODE	: 226056_TO-15_May
REPORT DATE	: [illegible]		

Compound	Non Detection		SAMPLING LOCATION		STANDARD* (µg/m³)
			Wat Nang Faeb		
	ppbv	µg/m³	ppbv	µg/m³	
1,3-butadiene	0.003	0.007	ND	ND	3.3
Styrene	0.02	0.09	0.06	0.26	-

Methods Used: Determination of Toxic Organic Compounds in Ambient Air, EPA Method TO-15, 1999

[illegible]
(Miss Jutarat Jaemsan)
Analyst

[illegible]
(Miss Sirawan Chinsangaji)
Technical Management Team

Remark : 1. Reported analysis refers to submitted sample only.
2. This report shall not be reproduced, except in full, without official approval.
3. * Notification of the Pollution Control Department, dated December 18 (B.E.2551(2008)), which was published in the Royal Government Gazette Vol. 126, Special Part 13D dated January 27, (B.E. 2552 (2009)).
4. - Not available

บริษัท ซีคอท จำกัด
SECOT CO., LTD.
239 ถนนริมคลองประปา แขวงบางซื่อ เขตบางซื่อ กรุงเทพมหานคร 10800
239 RIMKLONGPRAPA ROAD, BANGSUE, BANGKOK 10800, THAILAND
TEL. (662) 959-3600 FAX (662) 959-3535 Website : secot.co.th E-mail : envserv@secot.co.th

AMBIENT AIR QUALITY ANALYSIS REPORT

CLIENT NAME	: [illegible]	REQUEST SERVICE No.	: [illegible]
SAMPLING BY	: SECOT CO., Ltd	SAMPLING METHOD	: Substrate/Passive Primary Sampling
SAMPLING DATE	: [illegible]	ANALYTICAL DATE	: [illegible]
SAMPLING TIME	: [illegible]	SAMPLE CONDITION	: Normal
RECEIVED DATE	: [illegible]	FILE CODE	: [illegible]
REPORT DATE	: [illegible]		

Compound	Non Detection		SAMPLING LOCATION: Sai Buam Pattana		STANDARD* (µg/m³)
	ppbv	µg/m³	ppbv	µg/m³	
1,3-butadiene	0.003	0.007	ND	ND	3.3
Styrene	0.02	0.09	0.21	0.89	-

Methods for the Determination of Toxic Organic Compounds in Ambient Air, 2nd EPA Method TO-15, 1999

[illegible]
(Miss Jutarat Jaemruen)
Analyst

(Miss Sirwan Chuwongsa)
Technical Management Team

Remark : 1. Reported results refers to submitted sample only.
2. This report shall not be reproduce except in full without official approval.
3. * Notification of the Pollution Control Department, dated December 18, B.E.2551(2008), which was published in the Royal Government Gazette Vol. 126, Special Part 13D dated January 27, B.E. 2552 (2009).
4. - Not available.

Page 1 of 8

บริษัท ซีคอท จำกัด
SECOT CO., LTD.
239 ถนนริมคลองประปา แขวงบางซื่อ เขตบางซื่อ กรุงเทพมหานคร 10800
239 RIMKLONGPRAPA ROAD, BANGSUE, BANGKOK 10800, THAILAND
TEL. (662) 959-3600 FAX (662) 959-3535 Website : secot.co.th E-mail : envserv@secot.co.th

AMBIENT AIR QUALITY ANALYSIS REPORT

CLIENT NAME	: PST Electronics Co., Ltd. (PSTE)	REQUEST SERVICE No.	: [illegible]
SAMPLING BY	: SECOT CO., Ltd	SAMPLING METHOD	: Substrate/Passive Primary Sampling
SAMPLING DATE	: 09-10/05/2026	ANALYTICAL DATE	: [illegible]
SAMPLING TIME	: 12:10-12:10	SAMPLE CONDITION	: Normal
RECEIVED DATE	: [illegible]	FILE CODE	: 226056, [illegible] May
REPORT DATE	: 15/05/2026		

Compound	Non Detection		SAMPLING LOCATION: Wat Takuen Kongkoram (Ban Fa Kuan-Anu Pra Dul)		STANDARD* (µg/m³)
	ppbv	µg/m³	ppbv	µg/m³	
1,3-butadiene	0.003	0.007	ND	ND	3.3
Styrene	0.02	0.09	0.02	0.09	-

Methods for the Determination of Toxic Organic Compounds in Ambient Air, 2nd EPA Method TO-15, 1999

[illegible]
(Miss Jutarat Jaemruen)
Analyst

(Miss Sirwan Chuwongsa)
Technical Management Team

Remark : 1. Reported analysis refers to submitted sample only.
2. This report shall not be reproduce, except in full, without official approval.
3. * Notification of the Pollution Control Department, dated December 18, B.E.2551(2008), which was published in the Royal Government Gazette Vol. 126, Special Part 13D dated January 27, B.E. 2552 (2009).
4. - Not available

Page 2 of 8

บริษัท ซีคอท จำกัด
SECOT CO., LTD.
239 ถนนริมคลองประปา แขวงบางซื่อ เขตบางซื่อ กรุงเทพมหานคร 10800
239 RIMKLONGPRAPA ROAD, BANGSUE, BANGKOK 10800, THAILAND
TEL. (662) 959-3600 FAX (662) 959-3535 Website : secot.co.th E-mail : envserv@secot.co.th

AMBIENT AIR QUALITY ANALYSIS REPORT

CLIENT NAME	: PST Electronics Co., Ltd. (PSTE)	REQUEST SERVICE No.	: [illegible]
SAMPLING BY	: SECOT CO., Ltd	SAMPLING METHOD	: Substrate/Passive Primary Sampling
SAMPLING DATE	: 10-11/05/2026	ANALYTICAL DATE	: 14/05/2026
SAMPLING TIME	: 11:20-11:20	SAMPLE CONDITION	: Normal
RECEIVED DATE	: 12/05/2026	FILE CODE	: 226056, [illegible] May
REPORT DATE	: 15/05/2026		

Compound	Non Detection		SAMPLING LOCATION: Wat Nong Pueh		STANDARD* (µg/m³)
	ppbv	µg/m³	ppbv	µg/m³	
1,3-butadiene	0.003	0.007	ND	ND	3.3
Styrene	0.02	0.09	ND	0.47	-

Methods for the Determination of Toxic Organic Compounds in Ambient Air, 2nd EPA Method TO-15, 1999

[illegible]
(Miss Jutarat Jaemruen)
Analyst

(Miss Sirwan Chuwongsa)
Technical Management Team

Remark : 1. Reported analysis refers to submitted sample only.
2. This report shall not be reproduce, except in full, without official approval.
3. * Notification of the Pollution Control Department, dated December 18, B.E.2551(2008), which was published in the Royal Government Gazette Vol. 126, Special Part 13D dated January 27, B.E. 2552 (2009).
4. - Not available.

Page 3 of 8

บริษัท ซีคอท จำกัด
SECOT CO., LTD.
239 ถนนริมคลองประปา แขวงบางซื่อ เขตบางซื่อ กรุงเทพมหานคร 10800
239 RIMKLONGPRAPA ROAD, BANGSUE, BANGKOK 10800, THAILAND
TEL. (662) 959-3600 FAX (662) 959-3535 Website : secot.co.th E-mail : envserv@secot.co.th

AMBIENT AIR QUALITY ANALYSIS REPORT

CLIENT NAME	: PST Electronics Co., Ltd. (PSTE)	REQUEST SERVICE No.	: [illegible]
SAMPLING BY	: SECOT CO., Ltd	SAMPLING METHOD	: Substrate/Passive Primary Sampling
SAMPLING DATE	: 10-11/05/2026	ANALYTICAL DATE	: [illegible]
SAMPLING TIME	: 12:00-12:00	SAMPLE CONDITION	: Normal
RECEIVED DATE	: [illegible]	FILE CODE	: 226056, [illegible] May
REPORT DATE	: [illegible]		

Compound	Non Detection		SAMPLING LOCATION: Sai Buam Pattana		STANDARD* (µg/m³)
	ppbv	µg/m³	ppbv	µg/m³	
1,3-butadiene	0.003	0.007	ND	ND	3.3
Styrene	0.02	0.09	0.04	0.17	-

Methods for the Determination of Toxic Organic Compounds in Ambient Air, 2nd EPA Method TO-15, 1999

[illegible]
(Miss Jutarat Jaemruen)
Analyst

(Miss Sirwan Chuwongsa)
Technical Management Team

Remark : 1. Reported analysis refers to submitted sample only.
2. This report shall not be reproduce, except in full, without official approval.
3. * Notification of the Pollution Control Department, dated December 18, B.E.2551(2008), which was published in the Royal Government Gazette Vol. 126, Special Part 13D dated January 27, B.E. 2552 (2009).
4. - Not available

Page 4 of 8

บริษัท ซีคอท จำกัด
SECOT CO., LTD.
239 ถนนรินคลองสาธุประดิษฐ์ แขวงบางพลัด เขตบางพลัด กรุงเทพมหานคร 10800
239 RINKLONGPRAPA ROAD, BANGSUE, BANGKOK 10800, THAILAND
TEL. (662) 959-3600 FAX (662) 959-3535 Website : secot.co.th E-mail : contact@secot.co.th

AMBIENT AIR QUALITY ANALYSIS REPORT

CLIENT NAME	: [illegible]	REQUEST SERVICE No.	: [illegible]
SAMPLING BY	: [illegible]	SAMPLING METHOD	: [illegible] Pressure Sampling
SAMPLING DATE	: [illegible]	ANALYTICAL DATE	: [illegible]
SAMPLING TIME	: [illegible]	SAMPLE CONDITION	: Normal
RECEIVED DATE	: [illegible]	FILE CODE	: [illegible]
REPORT DATE	: [illegible]		

Compound	Non Detection		SAMPLING LOCATION: Wat Takean Kongkaram (Ban Ta Kuan-Anu Pra Dit)		STANDARD*
	ppbv	µg/m³	ppbv	µg/m³	µg/m³
1,3-butadiene	0.003	0.007	ND	ND	5.3
Styrene	0.02	0.09	0.02	0.09	-

Method Reference: [illegible] Tour [illegible] Compound [illegible] Air [illegible]

(Miss Anon Jamnan)
Analyst

(Miss Sawan Chinsang)
Technical Management Team

Remark : 1. Reported only refers to submitted sample only.
2. This report shall not be reproduced except in full, without official approval.
3. * Specification of the Pollution Control Department, dated December 15, B.E.2553 (2010), which was published in the Royal Government Gazette Vol. 126, Special Part 120 dated January 22, B.E. 2552 (2009)
4. - = Not available.

Meteorological Monitoring Results : Wind Rose
MTR-BSTE (Site 1)

Location : Wat Nong Faeb
Monitor period : 07-08 Jan 2026
Wind Speed Model : NRG Symphonie
Serial No : 309012643
Wind Direction Model : NRG Symphonie
Serial No : 309012643

Direction	Percentage of Occurrence of Wind Direct Grouped in Various Wind Speed						
	0.5 - 1 m/s	1 - 2 m/s	2 - 3 m/s	3 - 4 m/s	4 - 6 m/s	More than 6	Total
N	0.0000	0.0000	0.0000	0.0000	0.0000	0.0000	0.0000
NNE	0.0000	0.0000	0.0000	0.0000	0.0000	0.0000	0.0000
NE	0.0000	0.0000	0.0000	0.0000	0.0000	0.0000	0.0000
ENE	0.0000	0.0000	0.0000	0.0000	0.0000	0.0000	0.0000
E	0.0000	0.0000	0.0000	0.0000	0.0000	0.0000	0.0000
ESE	0.0000	0.0000	0.0000	0.0000	0.0000	0.0000	0.0000
SE	0.0000	0.0000	0.0000	0.0000	0.0000	0.0000	0.0000
SSE	0.0000	0.0000	0.0000	0.0000	0.0000	0.0000	0.0000
S	0.0417	0.0000	0.0000	0.0000	0.0000	0.0000	0.0417
SSW	0.0833	0.0000	0.0000	0.0000	0.0000	0.0000	0.0833
SW	0.0417	0.0000	0.0000	0.0000	0.0000	0.0000	0.0417
WSW	0.0000	0.0000	0.0000	0.0000	0.0000	0.0000	0.0000
W	0.1250	0.0000	0.0000	0.0000	0.0000	0.0000	0.1250
WNW	0.0417	0.0000	0.0000	0.0000	0.0000	0.0000	0.0417
NW	0.0000	0.0417	0.0000	0.0000	0.0000	0.0000	0.0417
NNW	0.2083	0.0000	0.0000	0.0000	0.0000	0.0000	0.2083
CALM				0.4167			

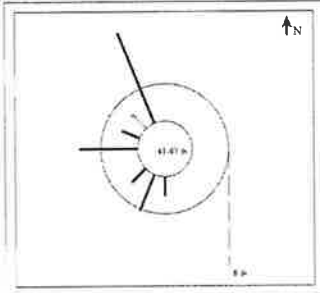

Application : WindPro Ver.1.0
Control : 16 Direction Calculation With Calm Wind < 0.5 m/s
Data Unit : Direction in Deg. Wind Speed in m/s



(Miss Katesarin Vorradewittaya)
Environmental Scientist

(Miss Preeda Somjai)
Technical Management Team

Meteorological Monitoring Results : Wind Rose
MTR-BSTE (Site 1)

Location : Wat Nong Faeb
Monitor period : 07-08 Jan 2026
Wind Speed Model : NRG Symphonie
Serial No : 309012643
Wind Direction Model : NRG Symphonie
Serial No : 309012643

Time	07-08 Jan 2026	
	WS(m/s)	WD
15:00 - 16:00	0.5	SW
16:00 - 17:00	0.7	W
17:00 - 18:00	0.6	WNW
18:00 - 19:00	0.4	NW
19:00 - 20:00	0.8	NNW
20:00 - 21:00	0.7	NNW
21:00 - 22:00	0.8	NNW
22:00 - 23:00	1.4	NW
23:00 - 24:00	0.7	NNW
00:00 - 01:00	0.3	NNW
01:00 - 02:00	0.4	NNW
02:00 - 03:00	0.3	NW
03:00 - 04:00	0.4	WSW
04:00 - 05:00	0.3	WNW
05:00 - 06:00	0.4	N
06:00 - 07:00	0.4	SSW
07:00 - 08:00	0.7	SSW
08:00 - 09:00	0.6	W
09:00 - 10:00	0.4	WNW
10:00 - 11:00	0.5	W
11:00 - 12:00	0.9	S
12:00 - 13:00	0.7	SSW
13:00 - 14:00	0.5	NNW
14:00 - 15:00	0.3	SW
Wind Rose		

0.5-1 1-2 2-3 3-4 4-6 > 6
WIND SPEED (m/s) * State 1/3

(Miss Katesarin Vorradewittaya)
Environmental Scientist

(Miss Preeda Somjai)
Technical Management Team

Meteorological Monitoring Results : Wind Rose
MTR-BSTE (Site 1)

Location : Soi Ruam Partana
Monitor period : 07-08 Jan 2026
Wind Speed Model : NRG Symphonie
Serial No : 428003640
Wind Direction Model : NRG Symphonie
Serial No : 428003640

Direction	Percentage of Occurrence of Wind Direct Grouped in Various Wind Speed						
	0.5 - 1 m/s	1 - 2 m/s	2 - 3 m/s	3 - 4 m/s	4 - 6 m/s	More than 6	Total
N	0.0000	0.0000	0.0000	0.0000	0.0000	0.0000	0.0000
NNE	0.0833	0.0000	0.0000	0.0000	0.0000	0.0000	0.0833
NE	0.0417	0.0000	0.0000	0.0000	0.0000	0.0000	0.0417
ENE	0.0000	0.0000	0.0000	0.0000	0.0000	0.0000	0.0000
E	0.0000	0.0000	0.0000	0.0000	0.0000	0.0000	0.0000
ESE	0.0000	0.0417	0.0000	0.0000	0.0000	0.0000	0.0417
SE	0.0000	0.0000	0.0000	0.0000	0.0000	0.0000	0.0000
SSE	0.0000	0.0000	0.0000	0.0000	0.0000	0.0000	0.0000
S	0.0417	0.0000	0.0000	0.0000	0.0000	0.0000	0.0417
SSW	0.0000	0.0000	0.0000	0.0000	0.0000	0.0000	0.0000
SW	0.0000	0.0000	0.0000	0.0000	0.0000	0.0000	0.0000
WSW	0.0000	0.0000	0.0000	0.0000	0.0000	0.0000	0.0000
W	0.0000	0.0000	0.0000	0.0000	0.0000	0.0000	0.0000
WNW	0.0417	0.0000	0.0000	0.0000	0.0000	0.0000	0.0417
NW	0.0833	0.0000	0.0000	0.0000	0.0000	0.0000	0.0833
NNW	0.0417	0.0000	0.0000	0.0000	0.0000	0.0000	0.0417
CALM				0.8250			

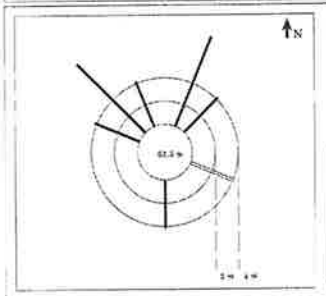

Application : WindPro Ver.1.0
Control : 16 Direction Calculation With Calm Wind < 0.5 m/s
Data Unit : Direction in Deg. Wind Speed in m/s

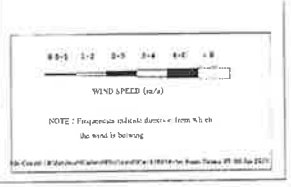

(Miss Katesarin Vorradewittaya)
Environmental Scientist

(Miss Preeda Somjai)
Technical Management Team

Meteorological Monitoring Results : Wind Rose
MTR-BSTE (Site 1)

Location : Sot Ruam Pattana	Monitor period : 07-08 Jan 2026
Wind Speed Model : NRG Symphonie	Serial No : 428003640
Wind Direction Model : NRG Symphonie	Serial No : 428003640

Time	07-08 Jan 2026	
	WS(m/s)	WD
14:00 - 15:00	0.2	NNW
15:00 - 16:00	0.3	NNW
16:00 - 17:00	0.5	NNW
17:00 - 18:00	0.3	NNE
18:00 - 19:00	0.2	ESE
19:00 - 20:00	1.1	ESE
20:00 - 21:00	0.1	SE
21:00 - 22:00	0.2	SE
22:00 - 23:00	0.3	S
23:00 - 24:00	0.7	NNE
00:00 - 01:00	0.5	NNE
01:00 - 02:00	0.7	NE
02:00 - 03:00	0.3	SE
03:00 - 04:00	0.1	SSW
04:00 - 05:00	0.2	SSW
05:00 - 06:00	0.3	WSW
06:00 - 07:00	0.5	WNW
07:00 - 08:00	0.6	NW
08:00 - 09:00	0.8	NW
09:00 - 10:00	0.3	NW
10:00 - 11:00	0.2	NNW
11:00 - 12:00	0.2	NNW
12:00 - 13:00	0.3	S
13:00 - 14:00	0.5	S

Wind Rose

0.5-1 1-2 2-3 3-4 4-5 >= 5

WIND SPEED (m/s) - Scale 1:3

(Miss Katesarin Vorradetwittaya)
Environmental Scientist

(Miss Preeda Somjai)
Technical Management Team

Meteorological Monitoring Results : Wind Rose
MTR-BSTE (Site 1)

Location : Wat Tekuan Kongkaram	Monitor period : 07-08 Jan 2026
Wind Speed Model : NRG Symphonie	Serial No : 309012348
Wind Direction Model : NRG Symphonie	Serial No : 309012348

Direction	Percentage of Occurrence of Wind Direct Grouped in Various Wind Speed						
	0.5 - 1 m/s	1 - 2 m/s	2 - 3 m/s	3 - 4 m/s	4 - 6 m/s	More than 6	Total
N	0.0000	0.0000	0.0000	0.0000	0.0000	0.0000	0.0000
NNE	0.2500	0.0000	0.0000	0.0000	0.0000	0.0000	0.2500
NE	0.0000	0.0000	0.0000	0.0000	0.0000	0.0000	0.0000
ENE	0.0000	0.0000	0.0000	0.0000	0.0000	0.0000	0.0000
E	0.0000	0.0000	0.0000	0.0000	0.0000	0.0000	0.0000
ESE	0.0000	0.0000	0.0000	0.0000	0.0000	0.0000	0.0000
SE	0.0833	0.0000	0.0000	0.0000	0.0000	0.0000	0.0833
SSE	0.0000	0.0000	0.0000	0.0000	0.0000	0.0000	0.0000
S	0.0417	0.0000	0.0000	0.0000	0.0000	0.0000	0.0417
SSW	0.0000	0.0000	0.0000	0.0000	0.0000	0.0000	0.0000
SW	0.0000	0.0000	0.0000	0.0000	0.0000	0.0000	0.0000
WSW	0.0000	0.0000	0.0000	0.0000	0.0000	0.0000	0.0000
W	0.0000	0.0000	0.0000	0.0000	0.0000	0.0000	0.0000
WNW	0.0000	0.0000	0.0000	0.0000	0.0000	0.0000	0.0000
NW	0.0000	0.0000	0.0000	0.0000	0.0000	0.0000	0.0000
NNW	0.0000	0.0000	0.0000	0.0000	0.0000	0.0000	0.0000
CALM				0.8250			

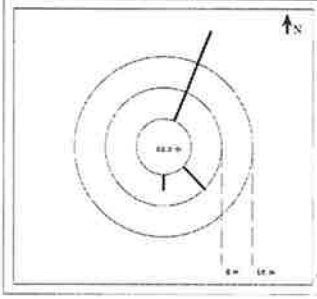

Application : WindPro Ver.1.0
Control : 16 Direction Calculation With Calm Wind < 0.5 m/s
Data Unit : Direction in Deg., Wind Speed in m/s

0.5-1 1-2 2-3 3-4 4-5 >4

WIND SPEED (m/s)

NOTE : Frequencies indicate direction from where the wind is blowing

(Miss Katesarin Vorradetwittaya)
Environmental Scientist

(Miss Preeda Somjai)
Technical Management Team

Meteorological Monitoring Results : Wind Rose
MTR-BSTE (Site 1)

Location : Wat Tekuan Kongkaram	Monitor period : 07-08 Jan 2026
Wind Speed Model : NRG Symphonie	Serial No : 309012348
Wind Direction Model : NRG Symphonie	Serial No : 309012348

Time	07-08 Jan 2026	
	WS(m/s)	WD
09:00 - 10:00	0.6	SE
10:00 - 11:00	0.4	ESE
11:00 - 12:00	0.9	SE
12:00 - 13:00	0.8	S
13:00 - 14:00	0.6	NNE
14:00 - 15:00	0.5	NNE
15:00 - 16:00	0.4	NNE
16:00 - 17:00	0.5	NNE
17:00 - 18:00	0.4	SSE
18:00 - 19:00	0.3	SSE
19:00 - 20:00	0.3	S
20:00 - 21:00	0.5	NNE
21:00 - 22:00	0.3	NNE
22:00 - 23:00	0.3	NNE
23:00 - 24:00	0.3	NNE
00:00 - 01:00	0.3	NNE
01:00 - 02:00	0.5	NNE
02:00 - 03:00	0.4	NNE
03:00 - 04:00	0.4	N
04:00 - 05:00	0.3	N
05:00 - 06:00	0.3	N
06:00 - 07:00	0.5	NNE
07:00 - 08:00	0.4	NNE
08:00 - 09:00	0.3	NNE

Wind Rose

0.5-1 1-2 2-3 3-4 4-5 >= 5

WIND SPEED (m/s) - Scale 1:3

(Miss Katesarin Vorradetwittaya)
Environmental Scientist

(Miss Preeda Somjai)
Technical Management Team

บริษัท ซีคอท จำกัด
SECOT CO., LTD.
239 ถนนริมคลองประปา แขวงบางซื่อ เขตบางซื่อ กรุงเทพมหานคร 10800
239 RIMKLONGPRAPA ROAD, BANGSUE, DANGKOK 10800, THAILAND
TEL. (662) 959-3600 FAX (662) 959-3535 Website : secot.co.th E-mail : customer@secot.co.th

AMBIENT AIR QUALITY ANALYSIS REPORT

CLIENT NAME	: BST Elastomer Co. Ltd (BSTE)	REQUEST SERVICE No.	: [illegible]
SAMPLING BY	: SECOT Co., Ltd	SAMPLING METHOD	: [illegible]
SAMPLING DATE	: [illegible]	ANALYTICAL DATE	: [illegible]
SAMPLING TIME	: [illegible]	SAMPLE CONDITION	: [illegible]
RECEIVED DATE	: [illegible]	FILE CODE	: [illegible]
REPORT DATE	: [illegible]		

Compound	SAMPLING LOCATION				STANDARD*
	Sam Dietchim		Wat Sang Fiah		
	ppbv	µg/m³	ppbv	µg/m³	µg/m³
1,3-butadiene	0.003	0.027	ND	ND	4.5

[illegible]

(Miss Jenjirat Jaemsuan)
Analyst

(Miss Sirikarn Chinsorngra)
Technical Management Team

Remark : 1. Reported results are based on the sampled only
2. This report shall not be reproduced except in full, without official approval
3. * Standard is of the Pollution Control Department, dated December 18 B.E. 2551 (2008), which was published in the Royal Government Gazette Vol. 125, Special Part 130 dated January 20, B.E. 2552 (2009).

บริษัท ซีคอท จำกัด
SECOT CO., LTD.
239 ถนนริมคลองประปาแขวงบางซื่อ เขตบางซื่อ กรุงเทพมหานคร 10800
239 RIMKLONGPRAPA ROAD, BANGSUE, BANGKOK 10800, THAILAND
TEL. (662) 959-3600 FAX (662) 959-3535 Website : secot.co.th E-mail : envserv@secot.co.th

AMBIENT AIR QUALITY ANALYSIS REPORT

CLIENT NAME	: [illegible]	REQUEST SERVICE No.	: [illegible]
SAMPLING BY	: [illegible]	SAMPLING METHOD	: [illegible]
SAMPLING DATE	: [illegible]	ANALYTICAL DATE	: [illegible]
SAMPLING TIME	: [illegible]	SAMPLE CONDITION	: Normal
RECEIVED DATE	: [illegible]	FILE CODE	: [illegible]
REPORT DATE	: [illegible]		

Compound	Not Detection		SAMPLING LOCATION		STANDARD*
			Soi Ruam Pattana		
	ppbv	µg/m³	ppbv	µg/m³	(µg/m³)
1,3-Butadiene	0.013	0.007	ND	ND	5.3

Remark : 1. Reported analysis refers to submitted sample only.
2. This report shall not be reproduced, except in full, without official approval.
3. * Notification of the Pollution Control Department, dated December 18, B.E.2551 (2008), which was published in the Royal Government Gazette Vol.126, Special Part 13D dated January 27, B.E.2552 (2009).

(Miss Jutarat Jantanon)
Analyst

(Miss Siriporn Chinsuwong)
Technical Management Team

บริษัท ซีคอท จำกัด
SECOT CO., LTD.
239 ถนนริมคลองประปาแขวงบางซื่อ เขตบางซื่อ กรุงเทพมหานคร 10800
239 RIMKLONGPRAPA ROAD, BANGSUE, BANGKOK 10800, THAILAND
TEL. (662) 959-3600 FAX (662) 959-3535 Website : secot.co.th E-mail : envserv@secot.co.th

AMBIENT AIR QUALITY ANALYSIS REPORT

CLIENT NAME	: [illegible]	REQUEST SERVICE No.	: [illegible]
SAMPLING BY	: [illegible]	SAMPLING METHOD	: [illegible]
SAMPLING DATE	: [illegible]	ANALYTICAL DATE	: [illegible]
SAMPLING TIME	: [illegible]	SAMPLE CONDITION	: Normal
RECEIVED DATE	: [illegible]	FILE CODE	: [illegible]
REPORT DATE	: [illegible]		

Compound	Not Detection		SAMPLING LOCATION		STANDARD*
			Wat Tukuma Kongkaram (Ban Ta Kean-Asu Pre Du)		
	ppbv	µg/m³	ppbv	µg/m³	(µg/m³)
1,3-Butadiene	0.013	0.007	ND	ND	5.3

Remark : 1. Reported analysis refers to submitted sample only.
2. This report shall not be reproduced, except in full, without official approval.
3. * Notification of the Pollution Control Department, dated December 18, B.E.2551 (2008), which was published in the Royal Government Gazette Vol.126, Special Part 13D dated January 27, B.E.2552 (2009).

(Miss Jutarat Jantanon)
Analyst

(Miss Siriporn Chinsuwong)
Technical Management Team

Meteorological Monitoring Results : Wind Rose
MTR-BSTE (Site 1)

Location : Wat Nong Faeb	Monitor period : 10-11 Feb 2026
Wind Speed Model : Scarlet WS-21	Serial No : AD:28
Wind Direction Model : Scarlet WS-21	Serial No : AD:28

Direction	Percentage of Occurrence of Wind Direct Grouped in Various Wind Speed						
	0.5 - 1 m/s	1 - 2 m/s	2 - 3 m/s	3 - 4 m/s	4 - 6 m/s	More than 6	Total
N	0.0000	0.0000	0.0000	0.0000	0.0000	0.0000	0.0000
NNE	0.0833	0.0417	0.0417	0.0000	0.0000	0.0000	0.1667
NE	0.0417	0.0417	0.0000	0.0000	0.0000	0.0000	0.0833
ENE	0.0417	0.0000	0.0000	0.0000	0.0000	0.0000	0.0417
E	0.0833	0.0000	0.0000	0.0000	0.0000	0.0000	0.0833
ESE	0.0000	0.0000	0.0000	0.0000	0.0000	0.0000	0.0000
SE	0.0000	0.0000	0.0000	0.0000	0.0000	0.0000	0.0000
SSE	0.1250	0.0000	0.0000	0.0000	0.0000	0.0000	0.1250
S	0.0833	0.0000	0.0000	0.0000	0.0000	0.0000	0.0833
SSW	0.1250	0.0417	0.0000	0.0000	0.0000	0.0000	0.1667
SW	0.0000	0.0000	0.0000	0.0000	0.0000	0.0000	0.0000
WSW	0.0417	0.0000	0.0000	0.0000	0.0000	0.0000	0.0417
W	0.0000	0.0000	0.0000	0.0000	0.0000	0.0000	0.0000
WNW	0.0417	0.0000	0.0000	0.0000	0.0000	0.0000	0.0417
NW	0.0417	0.0000	0.0000	0.0000	0.0000	0.0000	0.0417
NNW	0.1250	0.0000	0.0000	0.0000	0.0000	0.0000	0.1250
CALM				0.0000			

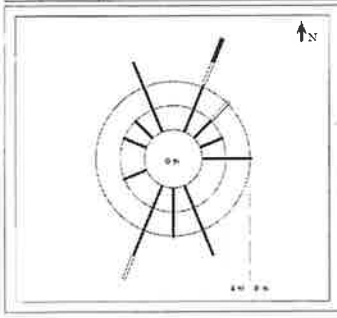

Application : WindPro Ver.1.0
Control : 16 Direction Calculation With Calm Wind < 0.5 m/s
Data Unit : Direction in Deg. Wind Speed in m/s

NOTE : Frequencies indicate direction from which the wind is blowing

(Miss Katesarin Vorradetwittaya)
Environmental Scientist

(Miss Preeda Sunjai)
Technical Management Team

Meteorological Monitoring Results : Wind Rose
MTR-BSTE (Site 1)

Location : Wat Nong Faeb	Monitor period : 10-11 Feb 2026
Wind Speed Model : Scarlet WS-21	Serial No : AD:28
Wind Direction Model : Scarlet WS-21	Serial No : AD:28

Time	10-11 Feb 2026	
	WS(m/s)	WD
14:00 - 15:00	1.6	NE
15:00 - 16:00	0.7	WNW
16:00 - 17:00	0.6	SSE
17:00 - 18:00	0.7	S
18:00 - 19:00	0.6	SSE
19:00 - 20:00	0.6	SSW
20:00 - 21:00	0.7	SSW
21:00 - 22:00	0.6	NNW
22:00 - 23:00	0.5	E
23:00 - 24:00	2.3	NNE
00:00 - 01:00	0.5	S
01:00 - 02:00	0.5	NNE
02:00 - 03:00	1.6	NNE
03:00 - 04:00	0.7	NNW
04:00 - 05:00	0.6	SSE
05:00 - 06:00	0.6	ENE
06:00 - 07:00	0.7	NNW
07:00 - 08:00	0.5	WSW
08:00 - 09:00	0.5	NE
09:00 - 10:00	0.7	SSW
10:00 - 11:00	1.0	SSW
11:00 - 12:00	0.7	NW
12:00 - 13:00	0.7	NNE
13:00 - 14:00	0.7	E
Wind Rose		

(Miss Katesarin Vorradetwittaya)
Environmental Scientist

(Miss Preeda Sunjai)
Technical Management Team

Meteorological Monitoring Results : Wind Rose
MTR-BSTE (Site 1)

Location : Soi Ruam Pattana
Wind Speed Model : Scarlet WS-21
Wind Direction Model : Scarlet WS-21

Monitor period : 10-11 Feb 2026
Serial No : AD:20
Serial No : AD:20

Direction	Percentage of Occurrence of Wind Direct Grouped in Various Wind Speed						
	0.5-1 m/s	1-2 m/s	2-3 m/s	3-4 m/s	4-6 m/s	More than 6	Total
N	0.0000	0.0000	0.0000	0.0000	0.0000	0.0000	0.0000
NNE	0.0000	0.0000	0.0000	0.0000	0.0000	0.0000	0.0000
NE	0.0000	0.0000	0.0000	0.0000	0.0000	0.0000	0.0000
ENE	0.0000	0.0417	0.0000	0.0000	0.0000	0.0000	0.0417
E	0.0000	0.0000	0.0000	0.0000	0.0000	0.0000	0.0000
ESE	0.0000	0.0833	0.0000	0.0000	0.0000	0.0000	0.0833
SE	0.0000	0.0417	0.0000	0.0000	0.0000	0.0000	0.0417
SSE	0.0000	0.0833	0.0000	0.0000	0.0000	0.0000	0.0833
S	0.0000	0.0417	0.0000	0.0000	0.0000	0.0000	0.0417
SSW	0.0833	0.0417	0.0000	0.0000	0.0000	0.0000	0.1250
SW	0.0417	0.2917	0.0833	0.0000	0.0000	0.0000	0.4167
WSW	0.0000	0.0000	0.0000	0.0000	0.0000	0.0000	0.0000
W	0.0000	0.0000	0.0000	0.0000	0.0000	0.0000	0.0000
WNW	0.0000	0.0000	0.0000	0.0000	0.0000	0.0000	0.0000
NW	0.0000	0.0000	0.0000	0.0000	0.0000	0.0000	0.0000
NNW	0.0000	0.0000	0.0000	0.0000	0.0000	0.0000	0.0000
CALM				0.1667			

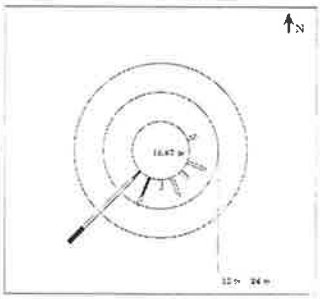

Application : WindPro Ver.1.0
Control : 16 Direction Calculation With
Calm Wind < 0.5 m/s
Data Unit : Direction in Deg.
Wind Speed in m/s



(Miss Katesarin Vorradetwittaya)
Environmental Scientist

Preeda S.
(Miss Preeda Somjai)
Technical Management Team

Meteorological Monitoring Results : Wind Rose
MTR-BSTE (Site 1)

Location : Soi Ruam Pattana
Wind Speed Model : Scarlet WS-21
Wind Direction Model : Scarlet WS-21

Monitor period : 10-11 Feb 2026
Serial No : AD:20
Serial No : AD:20

Time	10-11 Feb 2026	
	WS(m/s)	WD
16:00 - 17:00	1.5	ENE
17:00 - 18:00	1.4	ESE
18:00 - 19:00	1.3	SE
19:00 - 20:00	1.3	ESE
20:00 - 21:00	1.5	SSE
21:00 - 22:00	1.4	SSE
22:00 - 23:00	1.5	S
23:00 - 24:00	1.9	SSW
00:00 - 01:00	2.3	SW
01:00 - 02:00	2.1	SW
02:00 - 03:00	1.7	SW
03:00 - 04:00	1.6	SW
04:00 - 05:00	1.3	SW
05:00 - 06:00	1.5	SW
06:00 - 07:00	1.3	SW
07:00 - 08:00	1.3	SW
08:00 - 09:00	1.2	SW
09:00 - 10:00	0.7	SSW
10:00 - 11:00	0.6	SW
11:00 - 12:00	0.6	SSW
12:00 - 13:00	0.4	ENE
13:00 - 14:00	0.3	ENE
14:00 - 15:00	0.2	NE
15:00 - 16:00	0.1	NE

Wind Rose

(Miss Katesarin Vorradetwittaya)
Environmental Scientist

Preeda S.
(Miss Preeda Somjai)
Technical Management Team

Meteorological Monitoring Results : Wind Rose
MTR-BSTE (Site 1)

Location : Wat Takuan Kongkaram
Wind Speed Model : Scarlet WS-21
Wind Direction Model : Scarlet WS-21

Monitor period : 10-11 Feb 2026
Serial No : AD:18
Serial No : AD:18

Direction	Percentage of Occurrence of Wind Direct Grouped in Various Wind Speed						
	0.5-1 m/s	1-2 m/s	2-3 m/s	3-4 m/s	4-6 m/s	More than 6	Total
N	0.0000	0.0000	0.0000	0.0000	0.0000	0.0000	0.0000
NNE	0.0000	0.0000	0.0000	0.0000	0.0000	0.0000	0.0000
NE	0.0000	0.0000	0.0000	0.0000	0.0000	0.0000	0.0000
ENE	0.0417	0.0000	0.0000	0.0000	0.0000	0.0000	0.0417
E	0.0417	0.0000	0.0000	0.0000	0.0000	0.0000	0.0417
ESE	0.0833	0.0417	0.0833	0.0000	0.0000	0.0000	0.2083
SE	0.0417	0.0833	0.0000	0.0000	0.0000	0.0000	0.1250
SSE	0.0833	0.0833	0.0417	0.0000	0.0000	0.0000	0.2083
S	0.0417	0.0000	0.0000	0.0000	0.0000	0.0000	0.0417
SSW	0.0000	0.0000	0.0000	0.0000	0.0000	0.0000	0.0000
SW	0.0000	0.0000	0.0000	0.0000	0.0000	0.0000	0.0000
WSW	0.0417	0.0000	0.0000	0.0000	0.0000	0.0000	0.0417
W	0.0000	0.0000	0.0000	0.0000	0.0000	0.0000	0.0000
WNW	0.0000	0.0417	0.0000	0.0000	0.0000	0.0000	0.0417
NW	0.0833	0.0833	0.0000	0.0000	0.0000	0.0000	0.1667
NNW	0.0833	0.0000	0.0000	0.0000	0.0000	0.0000	0.0833
CALM				0.0000			

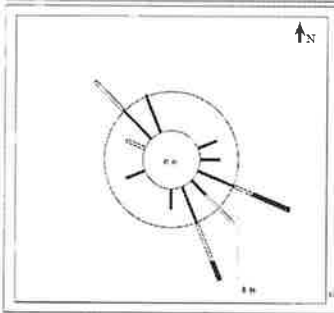

Application : WindPro Ver.1.0
Control : 16 Direction Calculation With
Calm Wind < 0.5 m/s
Data Unit : Direction in Deg.
Wind Speed in m/s

(Miss Katesarin Vorradetwittaya)
Environmental Scientist

Preeda S.
(Miss Preeda Somjai)
Technical Management Team

Meteorological Monitoring Results : Wind Rose
MTR-BSTE (Site 1)

Location : Wat Takuan Kongkaram
Wind Speed Model : Scarlet WS-21
Wind Direction Model : Scarlet WS-21

Monitor period : 10-11 Feb 2026
Serial No : AD:18
Serial No : AD:18

Time	10-11 Feb 2026	
	WS(m/s)	WD
16:00 - 17:00	1.1	SE
17:00 - 18:00	0.8	ESE
18:00 - 19:00	1.9	ESE
19:00 - 20:00	2.1	ESE
20:00 - 21:00	1.4	SSE
21:00 - 22:00	0.6	NNW
22:00 - 23:00	1.2	NW
23:00 - 24:00	1.2	WNW
00:00 - 01:00	0.6	E
01:00 - 02:00	1.0	SSE
02:00 - 03:00	0.5	NW
03:00 - 04:00	0.5	ENE
04:00 - 05:00	0.6	ESE
05:00 - 06:00	2.4	ESE
06:00 - 07:00	2.2	SSE
07:00 - 08:00	0.6	NNW
08:00 - 09:00	1.8	NW
09:00 - 10:00	0.5	SSE
10:00 - 11:00	0.8	WSW
11:00 - 12:00	0.7	SSE
12:00 - 13:00	0.5	NW
13:00 - 14:00	0.5	SE
14:00 - 15:00	1.0	SE
15:00 - 16:00	0.9	S

Wind Rose

(Miss Katesarin Vorradetwittaya)
Environmental Scientist

Preeda S.
(Miss Preeda Somjai)
Technical Management Team

บริษัท ซีคอท จำกัด
SECOT CO., LTD.
239 ถนนริมคลองประเวศ แขวงบางจาก เขตบางจาก กรุงเทพมหานคร 10800
239 RIMKLONGPRAPA ROAD, BANGSUE, BANGKOK 10800, THAILAND
TEL. (662) 959-3600 FAX (662) 959-3535 Website : secot.co.th E-mail : envserv@secot.co.th

AMBIENT AIR QUALITY ANALYSIS REPORT

CLIENT NAME	: [illegible]	REQUEST SERVICE No.	: [illegible]
SAMPLING BY	: [illegible]	SAMPLING METHOD	: Subatmospheric Pressure Sampling
SAMPLING DATE	: [illegible]	ANALYTICAL DATE	: [illegible]
SAMPLING TIME	: [illegible]	SAMPLE CONDITION	: Normal
RECEIVED DATE	: [illegible]	FILE CODE	: 226056 TO 15 February
REPORT DATE	: [illegible]		

Compound	Non Detection		SAMPLING LOCATION Wat Nong Faeb		STANDARD* (µg/m³)
	ppbv	µg/m³	ppbv	µg/m³	
1,3-butadiene	0.003	0.007	ND	ND	53

Method: In the Determination of Toxic Organic Compounds in Ambient Air, 2nd ed., TO-15 Method TO-15 1999

(Miss Jutarat Jeamruak)
Analyst

(Miss Siriwan Chinsuwan)
Technical Management Team

Remark : 1. Reported analysis refers to submitted sample only.
2. This report shall not be reproduced, except in full, without official approval.
3. * Notification of the Pollution Control Department, dated December 16, B.E. 2551 (2008) which was published in the Royal Government Gazette Vol. 126, Special Part 13D dated January 27, B.E. 2552 (2009).

บริษัท ซีคอท จำกัด
SECOT CO., LTD.
239 ถนนริมคลองประเวศ แขวงบางจาก เขตบางจาก กรุงเทพมหานคร 10800
239 RIMKLONGPRAPA ROAD, BANGSUE, BANGKOK 10800, THAILAND
TEL. (662) 959-3600 FAX (662) 959-3535 Website : secot.co.th E-mail : envserv@secot.co.th

AMBIENT AIR QUALITY ANALYSIS REPORT

CLIENT NAME	: [illegible]	REQUEST SERVICE No.	: 2243.024469
SAMPLING BY	: [illegible]	SAMPLING METHOD	: Subatmospheric Pressure Sampling
SAMPLING DATE	: 10-11 02/2026	ANALYTICAL DATE	: [illegible]
SAMPLING TIME	: 16:15-15:47	SAMPLE CONDITION	: Normal
RECEIVED DATE	: 12-02-2026	FILE CODE	: 226056 TO-15 February
REPORT DATE	: 26-02-2026		

Compound	Non Detection		SAMPLING LOCATION Sai Prasan Pattana		STANDARD* (µg/m³)
	ppbv	µg/m³	ppbv	µg/m³	
1,3-butadiene	0.003	0.007	0.02	1.44	53

Method: In the Determination of Toxic Organic Compounds in Ambient Air, 2nd ed., TO-15 Method TO-15 1999

(Miss Jutarat Jeamruak)
Analyst

(Miss Siriwan Chinsuwan)
Technical Management Team

Remark : 1. Reported analysis refers to submitted sample only.
2. This report shall not be reproduced, except in full, without official approval.
3. * Notification of the Pollution Control Department, dated December 16, B.E. 2551 (2008) which was published in the Royal Government Gazette Vol. 126, Special Part 13D dated January 27, B.E. 2552 (2009).

บริษัท ซีคอท จำกัด
SECOT CO., LTD.
239 ถนนริมคลองประเวศ แขวงบางจาก เขตบางจาก กรุงเทพมหานคร 10800
239 RIMKLONGPRAPA ROAD, BANGSUE, BANGKOK 10800, THAILAND
TEL. (662) 959-3600 FAX (662) 959-3535 Website : secot.co.th E-mail : envserv@secot.co.th

AMBIENT AIR QUALITY ANALYSIS REPORT

CLIENT NAME	: BST Engineers Co., Ltd. (BSTE)	REQUEST SERVICE No.	: [illegible]
SAMPLING BY	: SECOT Co., Ltd.	SAMPLING METHOD	: Subatmospheric Pressure Sampling
SAMPLING DATE	: 10-11 02/2026	ANALYTICAL DATE	: [illegible]
SAMPLING TIME	: 16:06-15:54	SAMPLE CONDITION	: Normal
RECEIVED DATE	: 12-02-2026	FILE CODE	: 226056 TO 15 February
REPORT DATE	: 26-02-2026		

Compound	Non Detection		SAMPLING LOCATION Wat Fakaan Kongkaram (Ban Ta Kuao-Ann Pra Du)		STANDARD* (µg/m³)
	ppbv	µg/m³	ppbv	µg/m³	
1,3-butadiene	0.003	0.007	ND	ND	53

Method: In the Determination of Toxic Organic Compounds in Ambient Air, 2nd ed., TO-15 Method TO-15 1999

(Miss Jutarat Jeamruak)
Analyst

(Miss Siriwan Chinsuwan)
Technical Management Team

Remark : 1. Reported analysis refers to submitted sample only.
2. This report shall not be reproduced, except in full, without official approval.
3. * Notification of the Pollution Control Department, dated December 16, B.E. 2551 (2008) which was published in the Royal Government Gazette Vol. 126, Special Part 13D dated January 27, B.E. 2552 (2009).

Meteorological Monitoring Results : Wind Rose
MTR-BSTE (Site 1)

Location :	Wat Nong Faeb	Monitor period	: 10-11 Mar 2026
Wind Speed Model :	Scarlet WS-21	Serial No	: AD:41
Wind Direction Model :	Scarlet WS-21	Serial No	: AD:41

Direction	Percentage of Occurrence of Wind Blout Grouped in Various Wind Speed						
	0.5-1 m/s	1-2 m/s	2-3 m/s	3-4 m/s	4-6 m/s	More than 6	Total
N	0.0417	0.0417	0.0000	0.0000	0.0000	0.0000	0.0833
NNE	0.0000	0.0833	0.0000	0.0000	0.0000	0.0000	0.0833
NE	0.0000	0.0000	0.0000	0.0000	0.0000	0.0000	0.0000
ENE	0.0000	0.0000	0.0000	0.0000	0.0000	0.0000	0.0000
E	0.0000	0.0000	0.0000	0.0000	0.0000	0.0000	0.0000
ESE	0.0000	0.0000	0.0000	0.0000	0.0000	0.0000	0.0000
SE	0.0000	0.0417	0.0000	0.0000	0.0000	0.0000	0.0417
SSE	0.0000	0.0000	0.0000	0.0000	0.0000	0.0000	0.0000
S	0.0000	0.2083	0.0417	0.0000	0.0000	0.0000	0.2500
SSW	0.0000	0.0000	0.0000	0.0000	0.0000	0.0000	0.0000
SW	0.0000	0.0417	0.0000	0.0000	0.0000	0.0000	0.0417
WSW	0.0000	0.0000	0.0000	0.0000	0.0000	0.0000	0.0000
W	0.0000	0.0000	0.0000	0.0000	0.0000	0.0000	0.0000
WNW	0.0000	0.0000	0.0000	0.0000	0.0000	0.0000	0.0000
NW	0.0000	0.0000	0.0000	0.0000	0.0000	0.0000	0.0000
NNW	0.0000	0.0000	0.0000	0.0000	0.0000	0.0000	0.0000
CALM				0.5000			

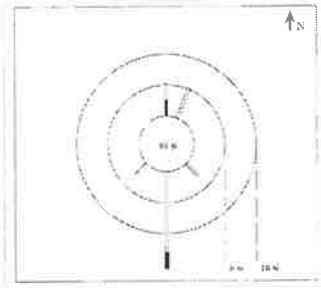

Application : WindPro Ver.1.0
Control : 16 Direction Calculation With Calm Wind < 0.5 m/s
Data Unit : Direction in Deg.
Wind Speed in m/s

NOTE: Frequency indicates the time from which the wind is blowing

(Miss Kotearin Voraditwitaya)
Environmental Scientist

(Miss Preeda Somjai)
Technical Management Team

Meteorological Monitoring Results : Wind Rose
MTR-BSTE (Site 1)

Location : Wat Nong Pach
Monitor period : 10-11 Mar 2026
Wind Speed Model : Scarlet WS-21
Serial No : AD041
Wind Direction Model : Scarlet WS-21
Serial No : AD041

Time	10-11 Mar 2026	
	WS(m/s)	WD
13:00 - 14:00	2.3	S
14:00 - 15:00	1.9	S
15:00 - 16:00	1.7	S
16:00 - 17:00	1.2	SW
17:00 - 18:00	0.4	WNW
18:00 - 19:00	0.2	E
19:00 - 20:00	0.1	E
20:00 - 21:00	0.1	E
21:00 - 22:00	0.1	NE
22:00 - 23:00	0.0	WSW
23:00 - 24:00	0.0	SE
00:00 - 01:00	0.0	S
01:00 - 02:00	0.0	S
02:00 - 03:00	0.0	S
03:00 - 04:00	0.0	SSW
04:00 - 05:00	0.2	SW
05:00 - 06:00	0.8	N
06:00 - 07:00	1.0	NNE
07:00 - 08:00	1.1	N
08:00 - 09:00	1.1	NNE
09:00 - 10:00	1.3	SE
10:00 - 11:00	1.7	S
11:00 - 12:00	1.8	S
12:00 - 13:00	1.7	S

Wind Rose

WIND SPEED (m/s) - Scale 1:3

(Miss Katesarin Vorradeswittaya)
Environmental Scientist

(Miss Preeda Sompai)
Technical Management Team

Meteorological Monitoring Results : Wind Rose
MTR-BSTE (Site 1)

Location : Soi Ruam Pattana
Monitor period : 10-11 Mar 2026
Wind Speed Model : Novalynx WS-25
Serial No : A4907
Wind Direction Model : Novalynx WS-25
Serial No : A4907

Direction	Percentage of Occurrence of Wind Direct Grouped in Various Wind Speed						
	0.5-1 m/s	1-2 m/s	2-3 m/s	3-4 m/s	4-6 m/s	More than 6	Total
N	0.0000	0.0000	0.0000	0.0000	0.0000	0.0000	0.0000
NNE	0.0417	0.0000	0.0000	0.0000	0.0000	0.0000	0.0417
NE	0.0000	0.0000	0.0000	0.0000	0.0000	0.0000	0.0000
ENE	0.0417	0.0000	0.0000	0.0000	0.0000	0.0000	0.0417
E	0.0417	0.0417	0.0417	0.0000	0.0000	0.0000	0.1250
ESE	0.0417	0.0000	0.0417	0.0000	0.0000	0.0000	0.0833
SE	0.0000	0.0000	0.0000	0.0417	0.0000	0.0000	0.0417
SSE	0.0417	0.0000	0.0000	0.0000	0.0000	0.0000	0.0417
S	0.0417	0.0417	0.0000	0.0000	0.0000	0.0000	0.0833
SSW	0.0417	0.0000	0.0000	0.0000	0.0000	0.0000	0.0417
SW	0.0833	0.0000	0.0000	0.0000	0.0000	0.0000	0.0833
WSW	0.0417	0.0000	0.0000	0.0000	0.0000	0.0000	0.0417
W	0.0000	0.0000	0.0000	0.0000	0.0000	0.0000	0.0000
WNW	0.0000	0.0000	0.0000	0.0000	0.0000	0.0000	0.0000
NW	0.0000	0.0000	0.0000	0.0000	0.0000	0.0000	0.0000
NNW	0.0000	0.0000	0.0000	0.0000	0.0000	0.0000	0.0000
CALM				0.3750			

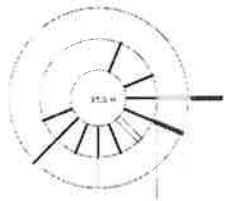

Application : WindPro Ver.1.0
Control : 16 Direction Calculation With Calm Wind < 0.5 m/s
Data Unit : Direction in Deg.
Wind Speed in m/s

(Miss Katesarin Vorradeswittaya)
Environmental Scientist

(Miss Preeda Sompai)
Technical Management Team

Meteorological Monitoring Results : Wind Rose
MTR-BSTE (Site 1)

Location : Soi Ruam Pattana
Monitor period : 10-11 Mar 2026
Wind Speed Model : Novalynx WS-25
Serial No : A4907
Wind Direction Model : Novalynx WS-25
Serial No : A4907

Time	10-11 Mar 2026	
	WS(m/s)	WD
10:00 - 11:00	1.6	E
11:00 - 12:00	0.4	NNE
12:00 - 13:00	2.7	SE
13:00 - 14:00	2.8	ESE
14:00 - 15:00	1.7	S
15:00 - 16:00	2.7	E
16:00 - 17:00	0.6	SW
17:00 - 18:00	0.4	SSW
18:00 - 19:00	0.4	E
19:00 - 20:00	0.5	SW
20:00 - 21:00	0.6	E
21:00 - 22:00	0.5	S
22:00 - 23:00	0.4	N
23:00 - 24:00	0.5	SSW
00:00 - 01:00	0.4	ESE
01:00 - 02:00	0.4	SE
02:00 - 03:00	0.4	NE
03:00 - 04:00	0.5	WSW
04:00 - 05:00	0.6	ENE
05:00 - 06:00	0.5	SSE
06:00 - 07:00	0.4	SW
07:00 - 08:00	0.4	NNE
08:00 - 09:00	0.5	NNE
09:00 - 10:00	0.5	ESE

Wind Rose

WIND SPEED (m/s) - Scale 1:3

(Miss Katesarin Vorradeswittaya)
Environmental Scientist

(Miss Preeda Sompai)
Technical Management Team

Meteorological Monitoring Results : Wind Rose
MTR-BSTE (Site 1)

Location : Wat Tikum Kongkatam
Monitor period : 10-11 Mar 2026
Wind Speed Model : Novalynx WS-25
Serial No : A5092
Wind Direction Model : Novalynx WS-25
Serial No : A5092

Direction	Percentage of Occurrence of Wind Direct Grouped in Various Wind Speed						
	0.5-1 m/s	1-2 m/s	2-3 m/s	3-4 m/s	4-6 m/s	More than 6	Total
N	0.0000	0.0417	0.0000	0.0000	0.0000	0.0000	0.0417
NNE	0.0000	0.0000	0.0000	0.0000	0.0000	0.0000	0.0000
NE	0.0000	0.0000	0.0417	0.0000	0.0000	0.0000	0.0417
ENE	0.0000	0.0000	0.0000	0.0000	0.0000	0.0000	0.0000
E	0.0000	0.0000	0.0000	0.0000	0.0000	0.0000	0.0000
ESE	0.0000	0.0000	0.0000	0.0000	0.0000	0.0000	0.0000
SE	0.0000	0.0417	0.0000	0.0000	0.0000	0.0000	0.0417
SSE	0.0000	0.0417	0.0000	0.0000	0.0000	0.0000	0.0417
S	0.0000	0.0000	0.0417	0.0000	0.0000	0.0000	0.0417
SSW	0.0417	0.0417	0.0000	0.0000	0.0000	0.0000	0.0833
SW	0.0000	0.0833	0.0000	0.0000	0.0000	0.0000	0.0833
WSW	0.0000	0.0000	0.0000	0.0000	0.0000	0.0000	0.0000
W	0.0000	0.0000	0.0000	0.0000	0.0000	0.0000	0.0000
WNW	0.0000	0.0000	0.0000	0.0000	0.0000	0.0000	0.0000
NW	0.0000	0.0000	0.0000	0.0000	0.0000	0.0000	0.0000
NNW	0.0000	0.0000	0.0000	0.0000	0.0000	0.0000	0.0000
CALM				0.6250			

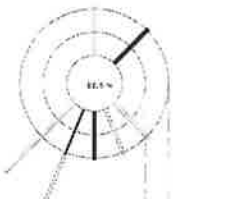

Application : WindPro Ver.1.0
Control : 16 Direction Calculation With Calm Wind < 0.5 m/s
Data Unit : Direction in Deg.
Wind Speed in m/s

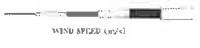

(Miss Katesarin Vorradeswittaya)
Environmental Scientist

(Miss Preeda Sompai)
Technical Management Team

Meteorological Monitoring Results : Wind Rose
MTR-BSTE (Site 1)

Location :	Wat Takuan Kongkoram	Monitor period	: 10-11 Mar 2026
Wind Speed Model :	Novalynx WS-25	Serial No	: A5092
Wind Direction Model :	Novalynx WS-25	Serial No	: A5092

Time	10-11 Mar 2026	
	WS (m/s)	WD
07:00 - 08:00	2.4	S
08:00 - 09:00	0.3	N
09:00 - 10:00	1.2	SW
10:00 - 11:00	1.2	SE
11:00 - 12:00	2.1	NE
12:00 - 13:00	1.2	SSE
13:00 - 14:00	1.4	SW
14:00 - 15:00	1.4	SSW
15:00 - 16:00	1.2	N
16:00 - 17:00	0.9	SSW
17:00 - 18:00	0.3	NE
18:00 - 19:00	0.2	NE
19:00 - 20:00	0.0	NE
20:00 - 21:00	0.0	NE
21:00 - 22:00	0.0	SW
22:00 - 23:00	0.0	ENE
23:00 - 24:00	0.0	N
00:00 - 01:00	0.3	NE
01:00 - 02:00	0.0	E
02:00 - 03:00	0.0	WSW
03:00 - 04:00	0.0	ESE
04:00 - 05:00	0.3	SE
05:00 - 06:00	0.1	SSE
06:00 - 07:00	0.3	WSW

Wind Rose

0.3-1 1-2 2-3 3-4 4-6 >6

WIND SPEED (m/s) - Scale 1:3

(Miss Kateearin Vorradetwittaya)
Environmental Scientist

(Miss Preeda Somjai)
Technical Management Team

บริษัท ซีคอท จำกัด
SECOT CO., LTD.
239 ถนนริมคลองประปา แขวงบางซื่อ เขตบางซื่อ กรุงเทพมหานคร 10800
239 RIMKLONGPRAPA ROAD, BANGSUE, BANGKOK 10800, THAILAND
TEL. (662) 959-3600 FAX (662) 959-3535 Website : secot.co.th E-mail : envserv@secot.co.th

AMBIENT AIR QUALITY ANALYSIS REPORT

CLIENT NAME	: BST Elastomers Co., Ltd. (BSTE)	REQUEST SERVICE No.	: 043669
SAMPLING BY	: SECOT Co., Ltd	SAMPLING METHOD	: Subatmospheric Pressure Sampling
SAMPLING DATE	: 10-11/03/2026	ANALYTICAL DATE	: 11-17/03/2026
SAMPLING TIME	: 14:25-15:20	SAMPLE CONDITION	: Normal
RECEIVED DATE	: 12/03/2026	FILE CODE	: 226056_TO-15_March
REPORT DATE	: 17/03/2026		

Compound	Non Detection	SAMPLING LOCATION				STANDARD* (µg/m³)
		Sri Racha Pattaya				
	ppbv	µg/m³	ppbv	µg/m³		
1,3-butadiene	0.005	0.005	ND	ND		5.3

Methods for On Demand Organic Compounds in Ambient Air, 2nd EPA Methods TO-15, 1999

(Miss Jutarat Jantawan)
Analyst

(Miss Sirwan Chunsing)
Technical Management Team

Remark : 1. Reported analysis refers to submitted sample only.
2. This report shall not be reproduce, except in full, without official approval.
3. * Notification of the Pollution Control Department, dated December 18, B.E. 2551 (2008), which was published in the Royal Government Gazette Vol. 126, Special Part 120 dated January 27, B.E. 2552 (2009).

บริษัท ซีคอท จำกัด
SECOT CO., LTD.
239 ถนนริมคลองประปา แขวงบางซื่อ เขตบางซื่อ กรุงเทพมหานคร 10800
239 RIMKLONGPRAPA ROAD, BANGSUE, BANGKOK 10800, THAILAND
TEL. (662) 959-3600 FAX (662) 959-3535 Website : secot.co.th E-mail : envserv@secot.co.th

AMBIENT AIR QUALITY ANALYSIS REPORT

CLIENT NAME	: BST Elastomers Co., Ltd. (BSTE)	REQUEST SERVICE No.	: 043669
SAMPLING BY	: SECOT Co., Ltd	SAMPLING METHOD	: Subatmospheric Pressure Sampling
SAMPLING DATE	: 10-11/03/2026	ANALYTICAL DATE	: 11-17/03/2026
SAMPLING TIME	: 14:25-15:20	SAMPLE CONDITION	: Normal
RECEIVED DATE	: 12/03/2026	FILE CODE	: 226056_TO-15_March
REPORT DATE	: 17/03/2026		

Compound	Non Detection	SAMPLING LOCATION				STANDARD* (µg/m³)
		Wat Takuan Kongkoram (Ban Ta Kuan/Ano Pra Du)				
	ppbv	µg/m³	ppbv	µg/m³		
1,3-butadiene	0.005	0.005	ND	ND		5.3

Methods for On Demand Organic Compounds in Ambient Air, 2nd EPA Methods TO-15, 1999

(Miss Jutarat Jantawan)
Analyst

(Miss Sirwan Chunsing)
Technical Management Team

Remark : 1. Reported analysis refers to submitted sample only.
2. This report shall not be reproduce, except in full, without official approval.
3. * Notification of the Pollution Control Department, dated December 18, B.E. 2551 (2008), which was published in the Royal Government Gazette Vol. 126, Special Part 120 dated January 23, B.E. 2552 (2009).

Meteorological Monitoring Results : Wind Rose
MTR-BSTE (Site 1)

Location : Wat Nong Faeb
Monitor period : 04-05 Apr 2026
Wind Speed Model : Scarlet WS-21
Serial No : AD:37
Wind Direction Model : Scarlet WS-21
Serial No : AD:37

Direction	Percentage of Occurrence of Wind Direct Grouped in Various Wind Speed						
	0.5-1 m/s	1-2 m/s	2-3 m/s	3-4 m/s	4-5 m/s	More than 6	Total
N	0.0000	0.0000	0.0000	0.0000	0.0000	0.0000	0.0000
NNE	0.0000	0.0000	0.0000	0.0000	0.0000	0.0000	0.0000
NE	0.0833	0.0833	0.0000	0.0000	0.0000	0.0000	0.1667
ENE	0.0417	0.1250	0.0000	0.0000	0.0000	0.0000	0.1667
E	0.0000	0.0417	0.0000	0.0000	0.0000	0.0000	0.0417
ESE	0.0000	0.0000	0.0000	0.0000	0.0000	0.0000	0.0000
SE	0.0000	0.0417	0.0000	0.0000	0.0000	0.0000	0.0417
SSE	0.0000	0.0417	0.0000	0.0000	0.0000	0.0000	0.0417
S	0.0417	0.0833	0.1250	0.0000	0.0000	0.0000	0.2500
SSW	0.0000	0.0000	0.0000	0.0000	0.0000	0.0000	0.0000
SW	0.0000	0.0000	0.0000	0.0000	0.0000	0.0000	0.0000
WSW	0.0000	0.0000	0.0000	0.0000	0.0000	0.0000	0.0000
W	0.0000	0.0000	0.0000	0.0000	0.0000	0.0000	0.0000
WNW	0.0417	0.0000	0.0000	0.0000	0.0000	0.0000	0.0417
NW	0.0000	0.0000	0.0000	0.0000	0.0000	0.0000	0.0000
NNW	0.0000	0.0000	0.0000	0.0000	0.0000	0.0000	0.0000
CALM				0.2500			

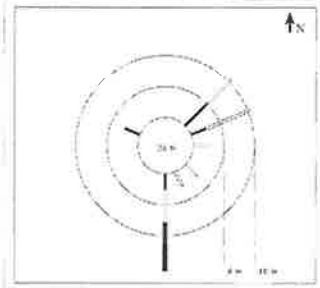

Application : WindPro Ver.1.0
Control : 16 Direction Calculation With Calm Wind < 0.5 m/s
Data Unit : Direction in Deg. Wind Speed in m/s

(Miss Kateearin Vorradetwittaya)
Environmental Scientist

Preeda S.
(Miss Preeda Somjai)
Technical Management Team

Meteorological Monitoring Results : Wind Rose
MTR-BSTE (Site 1)

Location : Wat Nong Faeb
Monitor period : 04-05 Apr 2026
Wind Speed Model : Scarlet WS-21
Serial No : AD:37
Wind Direction Model : Scarlet WS-21
Serial No : AD:37

Time	04-05 Apr 2026	
	WS(m/s)	WD
12:00 - 13:00	1.4	S
13:00 - 14:00	1.3	SSE
14:00 - 15:00	0.9	S
15:00 - 16:00	0.6	WNW
16:00 - 17:00	0.2	NW
17:00 - 18:00	0.3	NNW
18:00 - 19:00	0.0	S
19:00 - 20:00	0.0	NE
20:00 - 21:00	0.3	N
21:00 - 22:00	0.4	NNE
22:00 - 23:00	0.5	NE
23:00 - 24:00	1.0	NE
00:00 - 01:00	1.1	NE
01:00 - 02:00	1.0	ENE
02:00 - 03:00	0.9	NE
03:00 - 04:00	1.2	ENE
04:00 - 05:00	1.2	ENE
05:00 - 06:00	0.7	ENE
06:00 - 07:00	1.2	E
07:00 - 08:00	1.4	SE
08:00 - 09:00	2.1	S
09:00 - 10:00	2.4	S
10:00 - 11:00	1.9	S
11:00 - 12:00	2.2	S

Wind Rose

0.5-1 1-2 2-3 3-4 4-6 >6
WIND SPEED (m/s) - Scale 1:3

(Miss Kateearin Vorradetwittaya)
Environmental Scientist

Preeda S.
(Miss Preeda Somjai)
Technical Management Team

Meteorological Monitoring Results : Wind Rose
MTR-BSTE (Site 1)

Location : Soi Ruam Pattana
Monitor period : 04-05 Apr 2026
Wind Speed Model : Novalynx WS-25
Serial No : A5084
Wind Direction Model : Novalynx WS-25
Serial No : A5084

Direction	Percentage of Occurrence of Wind Direct Grouped in Various Wind Speed						
	0.5-1 m/s	1-2 m/s	2-3 m/s	3-4 m/s	4-6 m/s	More than 6	Total
N	0.0000	0.0417	0.0000	0.0000	0.0000	0.0000	0.0417
NNE	0.0000	0.0833	0.0417	0.0417	0.0000	0.0000	0.1667
NE	0.0000	0.0833	0.0417	0.0000	0.0000	0.0000	0.1250
ENE	0.0000	0.0000	0.0000	0.0000	0.0000	0.0000	0.0000
E	0.0000	0.0417	0.0000	0.0000	0.0000	0.0000	0.0417
ESE	0.0000	0.0000	0.0417	0.0000	0.0000	0.0000	0.0417
SE	0.0000	0.0417	0.0000	0.0417	0.0000	0.0000	0.0833
SSE	0.0000	0.0417	0.0417	0.0000	0.0000	0.0000	0.0833
S	0.0000	0.0000	0.0833	0.0000	0.0000	0.0000	0.0833
SSW	0.0417	0.0833	0.0417	0.0417	0.0000	0.0000	0.2083
SW	0.0000	0.0417	0.0000	0.0417	0.0000	0.0000	0.0833
WSW	0.0000	0.0000	0.0417	0.0000	0.0000	0.0000	0.0417
W	0.0000	0.0000	0.0000	0.0000	0.0000	0.0000	0.0000
WNW	0.0000	0.0000	0.0000	0.0000	0.0000	0.0000	0.0000
NW	0.0000	0.0000	0.0000	0.0000	0.0000	0.0000	0.0000
NNW	0.0000	0.0000	0.0000	0.0000	0.0000	0.0000	0.0000
CALM				0.0000			

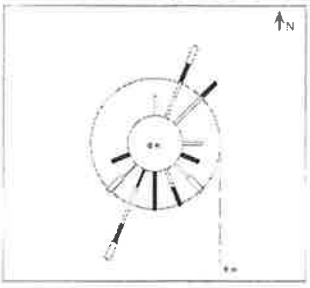

Application : WindPro Ver.1.0
Control : 16 Direction Calculation With Calm Wind < 0.5 m/s
Data Unit : Direction in Deg. Wind Speed in m/s



(Miss Kateearin Vorradetwittaya)
Environmental Scientist

Preeda S.
(Miss Preeda Somjai)
Technical Management Team

Meteorological Monitoring Results : Wind Rose
MTR-BSTE (Site 1)

Location : Soi Ruam Pattana
Monitor period : 04-05 Apr 2026
Wind Speed Model : Novalynx WS-25
Serial No : A5084
Wind Direction Model : Novalynx WS-25
Serial No : A5084

Time	04-05 Apr 2026	
	WS(m/s)	WD
12:00 - 13:00	2.9	SSE
13:00 - 14:00	3.0	SSW
14:00 - 15:00	2.6	SSW
15:00 - 16:00	2.8	SW
16:00 - 17:00	2.7	S
17:00 - 18:00	1.7	NNE
18:00 - 19:00	3.1	NNE
19:00 - 20:00	1.4	NNE
20:00 - 21:00	2.6	ESE
21:00 - 22:00	0.6	SSW
22:00 - 23:00	1.6	NE
23:00 - 24:00	1.5	SSW
00:00 - 01:00	2.7	WSW
01:00 - 02:00	1.5	SSW
02:00 - 03:00	1.9	SW
03:00 - 04:00	2.8	NE
04:00 - 05:00	3.0	SE
05:00 - 06:00	1.9	SSE
06:00 - 07:00	1.4	E
07:00 - 08:00	1.1	SE
08:00 - 09:00	1.9	NE
09:00 - 10:00	1.1	N
10:00 - 11:00	2.6	NNE
11:00 - 12:00	2.2	S

Wind Rose

0.5-1 1-2 2-3 3-4 4-6 >6
WIND SPEED (m/s) - Scale 1:3

(Miss Kateearin Vorradetwittaya)
Environmental Scientist

Preeda S.
(Miss Preeda Somjai)
Technical Management Team

Meteorological Monitoring Results : Wind Rose
MTR-BSTE (Site 1)

Location : Wat Takum Kongkaram
Monitor period : 04-05 Apr 2026
Wind Speed Model : Novalynx NL-32
Serial No : 1208
Wind Direction Model : Novalynx NL-32
Serial No : 1208

Direction	Percentage of Occurrence of Wind Direct Grouped in Various Wind Speed						
	0.5-1 m/s	1-2 m/s	2-3 m/s	3-4 m/s	4-6 m/s	More than 6	Total
N	0.0417	0.0000	0.0000	0.0000	0.0000	0.0000	0.0417
NNE	0.0000	0.0000	0.0000	0.0000	0.0000	0.0000	0.0000
NE	0.0000	0.0833	0.0000	0.0000	0.0000	0.0000	0.0833
ENE	0.0000	0.0417	0.0000	0.0000	0.0000	0.0000	0.0417
E	0.0833	0.0417	0.0000	0.0000	0.0000	0.0000	0.1250
ESE	0.0417	0.0000	0.0000	0.0000	0.0000	0.0000	0.0417
SE	0.0000	0.0000	0.0000	0.0000	0.0000	0.0000	0.0000
SSE	0.0000	0.0000	0.0000	0.0000	0.0000	0.0000	0.0000
S	0.0000	0.0000	0.0000	0.0000	0.0000	0.0000	0.0000
SSW	0.0000	0.0000	0.0000	0.0000	0.0000	0.0000	0.0000
SW	0.0417	0.0833	0.0000	0.0000	0.0000	0.0000	0.1250
WSW	0.0000	0.0000	0.0000	0.0000	0.0000	0.0000	0.0000
W	0.0417	0.0833	0.0000	0.0000	0.0000	0.0000	0.1250
WNW	0.0833	0.0417	0.0000	0.0000	0.0000	0.0000	0.1250
NW	0.1250	0.0000	0.0000	0.0000	0.0000	0.0000	0.1250
NNW	0.0833	0.0000	0.0000	0.0000	0.0000	0.0000	0.0833
CALM				0.0833			

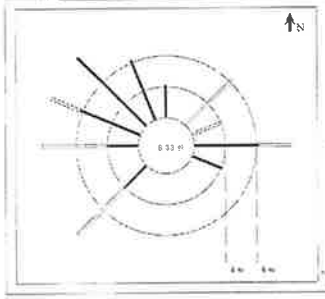

Application : WindPro Ver.1.0
Control : 16 Direction Calculation With Calm Wind < 0.5 m/s
Data Unit : Direction in Deg., Wind Speed in m/s



(Miss Kaisarin Yorradeewittaya)
Environmental Scientist

Preeda S.
(Miss Preeda Soonjai)
Technical Management Team

Meteorological Monitoring Results : Wind Rose
MTR-BSTE (Site 1)

Location : Wat Takum Kongkaram
Monitor period : 04-05 Apr 2026
Wind Speed Model : Novalynx NL-32
Serial No : 1208
Wind Direction Model : Novalynx NL-32
Serial No : 1208

Time	04-05 Apr 2026	
	WS(m/s)	WD
14:00 - 15:00	0.9	E
15:00 - 16:00	1.1	E
16:00 - 17:00	1.0	SW
17:00 - 18:00	0.8	ESE
18:00 - 19:00	0.5	SW
19:00 - 20:00	0.5	WNW
20:00 - 21:00	0.6	E
21:00 - 22:00	0.6	NW
22:00 - 23:00	0.7	WNW
23:00 - 24:00	0.5	NW
00:00 - 01:00	0.4	NW
01:00 - 02:00	0.5	NNW
02:00 - 03:00	0.4	WNW
03:00 - 04:00	0.9	NW
04:00 - 05:00	0.8	NNW
05:00 - 06:00	0.6	N
06:00 - 07:00	1.1	WNW
07:00 - 08:00	0.2	W
08:00 - 09:00	1.1	W
09:00 - 10:00	1.0	W
10:00 - 11:00	1.5	SW
11:00 - 12:00	1.7	NE
12:00 - 13:00	1.4	NE
13:00 - 14:00	1.8	ENE

Wind Rose

0.5-1 1-2 2-3 3-4 4-6 > 6
WIND SPEED (m/s) - Scale 1:3

(Miss Kaisarin Yorradeewittaya)
Environmental Scientist

Preeda S.
(Miss Preeda Soonjai)
Technical Management Team

บริษัท ซีคอท จำกัด
SECOT CO., LTD.
239 ถนนริมคลองประปา แขวงบางซื่อ เขตบางซื่อ กรุงเทพมหานคร 10800
239 RIMKI ONGPRAPA ROAD, BANGSUE, BANGKOK 10800, THAILAND
TEL. (662) 959-3600 FAX (662) 959-3535 Website : secot.co.th E-mail : secovery@secot.co.th

AMBIENT AIR QUALITY ANALYSIS REPORT

CLIENT NAME	: BST Elastomers Co., Ltd. (BSTE)	REQUEST SERVICE No.	: [illegible]
SAMPLING BY	: SECOT Co., Ltd	SAMPLING METHOD	: Sorbent/Pump Sampling
SAMPLING DATE	: [illegible]	ANALYTICAL DATE	: [illegible]
SAMPLING TIME	: [illegible]	SAMPLE CONDITION	: Normal
RECEIVED DATE	: 06-04-2026	FILE CODE	: 226056 T0-15 April
REPORT DATE	: [illegible]		

Component	Non Detection	SAMPLING LOCATION Wat Nong Fab			STANDARD*
	ppb	µg/m³	ppb	µg/m³	(µg/m³)
1,3-butadiene	[illegible]	[illegible]	ND	ND	5.0

Method for Air Determination of Non-Organic Compounds, Volume No. 2, EPA method, TO-15, 1999

(Miss Jutarat Jaemsen)
Analyst

(Miss Sirirat Chimnanuga)
Technical Management Team

Remark : 1. Reported analysis refers to submitted sample only
2. This report shall not be reproduce, except in full without official approval
3. * Notification of the Pollution Control Department dated December 18 B.E. 2551 (2008), which was published in the Royal Government Gazette Vol. 126 Special Part 13D dated January 27 B.E. 2552 (2009).

บริษัท ซีคอท จำกัด
SECOT CO., LTD.
239 ถนนริมคลองประปา แขวงบางซื่อ เขตบางซื่อ กรุงเทพมหานคร 10800
239 RIMKI ONGPRAPA ROAD, BANGSUE, BANGKOK 10800, THAILAND
TEL. (662) 959-3600 FAX (662) 959-3535 Website : secot.co.th E-mail : secovery@secot.co.th

AMBIENT AIR QUALITY ANALYSIS REPORT

CLIENT NAME	: BST Elastomers Co., Ltd. (BSTE)	REQUEST SERVICE No.	: 0626-0591-59
SAMPLING BY	: SECOT Co., Ltd	SAMPLING METHOD	: Sorbent/pump Pressure Sampling
SAMPLING DATE	: 04-05-04-2026	ANALYTICAL DATE	: 05-08-04-2026
SAMPLING TIME	: 16:26-15:26	SAMPLE CONDITION	: Normal
RECEIVED DATE	: 06-04-2026	FILE CODE	: 226056 T0-15 April
REPORT DATE	: 16-04-2026		

Component	Non Detection	SAMPLING LOCATION Sai Ruam Pattana			STANDARD*
	ppb	µg/m³	ppb	µg/m³	(µg/m³)
1,3-butadiene	0.003	0.007	ND	ND	5.0

Method for Air Determination of Non-Organic Compounds, Volume No. 2, EPA method, TO-15, 1999

(Miss Jutarat Jaemsen)
Analyst

(Miss Sirirat Chimnanuga)
Technical Management Team

Remark : 1. Reported analysis refers to submitted sample only
2. This report shall not be reproduce, except in full without official approval
3. * Notification of the Pollution Control Department dated December 18 B.E. 2551 (2008), which was published in the Royal Government Gazette Vol. 126 Special Part 13D dated January 27 B.E. 2552 (2009).

บริษัท ซีคอท จำกัด
SECOT CO., LTD.
229 ถนนรัมคลองประปา แขวงบางซื่อ เขตบางซื่อ กรุงเทพมหานคร 10800
229 RAMKLONGPRAPA ROAD, BANGSUE, BANGKOK 10800, THAILAND
TEL (662) 959-5600 FAX (662) 959-3535 Website : secot.co.th E-mail : environ@secot.co.th

AMBIENT AIR QUALITY ANALYSIS REPORT

CLIENT NAME	: BSTE Development Co., Ltd. (BSTE)	REQUEST SERVICE No.	: 0566/2551-69
SAMPLING BY	: SECOT Co., Ltd.	SAMPLING METHOD	: Automatic sampling, Portable Sampler
SAMPLING DATE	: 04-05-04-2026	ANALYTICAL DATE	: 05-06-04-2026
SAMPLING TIME	: 13:15-02:15	SAMPLE CONDITION	: Normal
RECEIVED DATE	: 04-04-2026	FILE CODE	: 226/51-10/15 April
REPORT DATE	: 06-04-2026		

Compound	Non Detection		SAMPLING LOCATION Wat Takuan Kongkaran (Ban Ta Kuan-Aau Pra Du)		STANDARD* (µg/m³)
	ppbv	µg/m³	ppbv	µg/m³	
1,3-Butadiene	0.003	0.007	ND	ND	5.1

Remarks: 1. Reported analysis results are for submitted sample only.
2. This report shall not be reproduced, except in full without official approval.
3. * Notification of the Pollution Control Department dated December 28, B.E. 2551 (2008), which was published in the Royal Government Gazette Vol. 126, Special Part 12D dated January 23, B.E. 2552 (2009).

(Miss Jutarat Jaemnon)
Analyst

(Miss Sirawan Chawengpo)
Technical Management Team

Meteorological Monitoring Results : Wind Rose
MTR-BSTE (Site 1)

Location : Wat Nong Faeb
Monitor period : 12-13 May 2026
Wind Speed Model : Scarlet WS-21
Serial No : AD:64
Wind Direction Model : Scarlet WS-21
Serial No : AD:64

Direction	Percentage of Occurrence of Wind Direct Grouped in Various Wind Speed						
	0.5-1 m/s	1-2 m/s	2-3 m/s	3-4 m/s	4-6 m/s	More than 6	Total
N	0.0000	0.0000	0.0000	0.0000	0.0000	0.0000	0.0000
NNE	0.0000	0.0000	0.0000	0.0000	0.0000	0.0000	0.0000
NE	0.0417	0.0000	0.0000	0.0000	0.0000	0.0000	0.0417
ENE	0.0000	0.0000	0.0000	0.0000	0.0000	0.0000	0.0000
E	0.0000	0.0833	0.0000	0.0000	0.0000	0.0000	0.0833
ESE	0.0000	0.0417	0.0000	0.0000	0.0000	0.0000	0.0417
SE	0.0000	0.0000	0.0000	0.0000	0.0000	0.0000	0.0000
SSE	0.0000	0.0000	0.0000	0.0000	0.0000	0.0000	0.0000
S	0.1250	0.0417	0.0000	0.0000	0.0000	0.0000	0.1667
SSW	0.1250	0.0000	0.0000	0.0000	0.0000	0.0000	0.1250
SW	0.0000	0.0000	0.0000	0.0000	0.0000	0.0000	0.0000
WSW	0.0000	0.0000	0.0000	0.0000	0.0000	0.0000	0.0000
W	0.0000	0.0000	0.0000	0.0000	0.0000	0.0000	0.0000
WNW	0.0000	0.0000	0.0000	0.0000	0.0000	0.0000	0.0000
NW	0.0000	0.0000	0.0000	0.0000	0.0000	0.0000	0.0000
NNW	0.0000	0.0000	0.0000	0.0000	0.0000	0.0000	0.0000
CALM				0.5417			

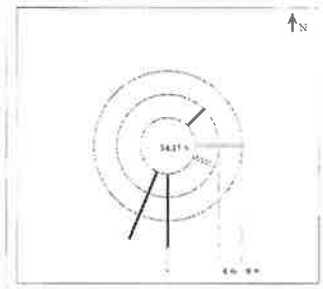

Application : WindPro Ver.3.0
Control : 16 Direction Calculation With Calm Wind < 0.5 m/s
Data Unit : Direction in Degs
Wind Speed in m/s

(Miss Katesarin Vorradeiwittaya)
Environmental Scientist

(Miss Preeda Sonjai)
Technical Management Team

Meteorological Monitoring Results : Wind Rose
MTR-BSTE (Site 1)

Location : Wat Nong Faeb
Monitor period : 12-13 May 2026
Wind Speed Model : Scarlet WS-21
Serial No : AD:64
Wind Direction Model : Scarlet WS-21
Serial No : AD:64

Time	12-13 May 2026	
	WS(m/s)	WD
12:00 - 13:00	0.9	S
13:00 - 14:00	0.9	S
14:00 - 15:00	1.0	S
15:00 - 16:00	0.9	S
16:00 - 17:00	0.9	SSW
17:00 - 18:00	0.8	SSW
18:00 - 19:00	0.3	SSW
19:00 - 20:00	0.4	SSW
20:00 - 21:00	0.4	S
21:00 - 22:00	0.1	SSE
22:00 - 23:00	0.2	SSW
23:00 - 24:00	0.2	SSW
00:00 - 01:00	0.0	SSW
01:00 - 02:00	0.1	SW
02:00 - 03:00	0.1	SW
03:00 - 04:00	0.2	SW
04:00 - 05:00	0.2	SW
05:00 - 06:00	0.5	SW
06:00 - 07:00	0.4	SW
07:00 - 08:00	0.6	SSW
08:00 - 09:00	1.2	E
09:00 - 10:00	1.4	E
10:00 - 11:00	1.4	ESE
11:00 - 12:00	0.8	NE
Wind Rose		

(Miss Katesarin Vorradeiwittaya)
Environmental Scientist

(Miss Preeda Sonjai)
Technical Management Team

Meteorological Monitoring Results : Wind Rose
MTR-BSTE (Site 1)

Location : Soi Ruam Panya
Monitor period : 12-13 May 2026
Wind Speed Model : Scarlet WS-21
Serial No : AD:56
Wind Direction Model : Scarlet WS-21
Serial No : AD:56

Direction	Percentage of Occurrence of Wind Direct Grouped in Various Wind Speed						
	0.5-1 m/s	1-2 m/s	2-3 m/s	3-4 m/s	4-6 m/s	More than 6	Total
N	0.0000	0.0000	0.0000	0.0000	0.0000	0.0000	0.0000
NNE	0.0000	0.0000	0.0000	0.0000	0.0000	0.0000	0.0000
NE	0.0000	0.0000	0.0000	0.0000	0.0000	0.0000	0.0000
ENE	0.0000	0.0000	0.0000	0.0000	0.0000	0.0000	0.0000
E	0.0000	0.0000	0.0000	0.0000	0.0000	0.0000	0.0000
ESE	0.0000	0.0000	0.0000	0.0000	0.0000	0.0000	0.0000
SE	0.0000	0.0000	0.0000	0.0000	0.0000	0.0000	0.0000
SSE	0.0000	0.0000	0.0000	0.0000	0.0000	0.0000	0.0000
S	0.0000	0.0000	0.0000	0.0000	0.0000	0.0000	0.0000
SSW	0.0417	0.0000	0.1667	0.0000	0.0000	0.0000	0.2083
SW	0.0000	0.0417	0.0000	0.0000	0.0000	0.0000	0.0417
WSW	0.1250	0.0833	0.0000	0.0000	0.0000	0.0000	0.2083
W	0.0000	0.0000	0.0000	0.0000	0.0000	0.0000	0.0000
WNW	0.0000	0.0000	0.0000	0.0000	0.0000	0.0000	0.0000
NW	0.1250	0.0000	0.0000	0.0000	0.0000	0.0000	0.1250
NNW	0.0000	0.0000	0.0000	0.0000	0.0000	0.0000	0.0000
CALM				0.1667			

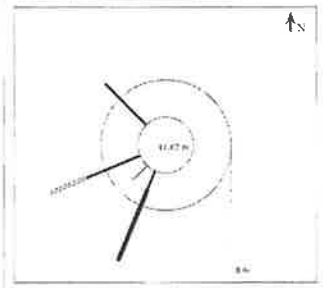

Application : WindPro Ver.3.0
Control : 16 Direction Calculation With Calm Wind < 0.5 m/s
Data Unit : Direction in Degs
Wind Speed in m/s

(Miss Katesarin Vorradeiwittaya)
Environmental Scientist

(Miss Preeda Sonjai)
Technical Management Team

Meteorological Monitoring Results : Wind Rose
MTR-BSTE (Site 1)

Location : Soi Pruam Pattana
Wind Speed Model : Scarlet WS-21
Wind Direction Model : Scarlet WS-21

Monitor period : 12-14 May 2026
Serial No : AD:60
Serial No : AD:66

Time	12-13 May 2026	
	WS(m/s)	WD
12:00 - 13:00	1.5	SW
13:00 - 14:00	0.2	WSW
14:00 - 15:00	0.3	WSW
15:00 - 16:00	0.2	WSW
16:00 - 17:00	0.3	WSW
17:00 - 18:00	0.3	WSW
18:00 - 19:00	0.2	WSW
19:00 - 20:00	0.3	WSW
20:00 - 21:00	0.6	WSW
21:00 - 22:00	0.5	WSW
22:00 - 23:00	0.4	WSW
23:00 - 24:00	0.6	WSW
00:00 - 01:00	1.0	WSW
01:00 - 02:00	2.3	SSW
02:00 - 03:00	2.5	SSW
03:00 - 04:00	2.8	SSW
04:00 - 05:00	2.9	SSW
05:00 - 06:00	1.8	WSW
06:00 - 07:00	0.9	NW
07:00 - 08:00	0.9	NW
08:00 - 09:00	0.8	NW
09:00 - 10:00	0.7	SSW
10:00 - 11:00	0.2	SSE
11:00 - 12:00	0.0	SSE

Wind Rose

0.5-1 1-2 2-3 3-4 4-6 >6
WIND SPEED (m/s) - Scale 1:3

(Miss Kanesarin Vorradetwittaya)
Environmental Scientist

Preeda S.
(Miss Preeda Sonjai)
Technical Management Team

Meteorological Monitoring Results : Wind Rose
MTR-BSTE (Site 1)

Location : Wat Takian Kongkaram
Wind Speed Model : Scarlet WS-21
Wind Direction Model : Scarlet WS-21

Monitor period : 12-13 May 2026
Serial No : AD:42
Serial No : AD:42

Percentage of Occurrence of Wind Direct Grouped in Various Wind Speed

Direction	0.5-1 m/s	1-2 m/s	2-3 m/s	3-4 m/s	4-6 m/s	More than 6	Total
N	0.0417	0.0000	0.0000	0.0000	0.0000	0.0000	0.0417
NNE	0.0417	0.0000	0.0000	0.0000	0.0000	0.0000	0.0417
NE	0.0000	0.0000	0.0000	0.0000	0.0000	0.0000	0.0000
ENE	0.0000	0.0000	0.0000	0.0000	0.0000	0.0000	0.0000
E	0.0417	0.0000	0.0000	0.0000	0.0000	0.0000	0.0417
ESE	0.0000	0.0000	0.0000	0.0000	0.0000	0.0000	0.0000
SE	0.0000	0.0000	0.0000	0.0000	0.0000	0.0000	0.0000
SSE	0.0417	0.0000	0.0000	0.0000	0.0000	0.0000	0.0417
S	0.0417	0.0000	0.0000	0.0000	0.0000	0.0000	0.0417
SSW	0.0000	0.0000	0.0000	0.0000	0.0000	0.0000	0.0000
SW	0.1250	0.0000	0.0000	0.0000	0.0000	0.0000	0.1250
WSW	0.0000	0.0000	0.0000	0.0000	0.0000	0.0000	0.0000
W	0.0000	0.0000	0.0000	0.0000	0.0000	0.0000	0.0000
WNW	0.0000	0.0000	0.0000	0.0000	0.0000	0.0000	0.0000
NW	0.0000	0.0000	0.0000	0.0000	0.0000	0.0000	0.0000
NNW	0.0000	0.0000	0.0000	0.0000	0.0000	0.0000	0.0000
CALM				0.6667			

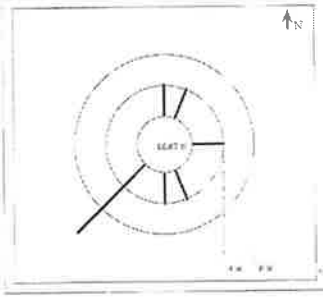

Application : WindPro Ver.1.0
Control : 16 Direction Calculation With Calm Wind < 0.5 m/s
Data Unit : Direction in Deg.
Wind Speed in m/s

0.5-1 1-2 2-3 3-4 4-6 >6
WIND SPEED (m/s)

NOTE : Frequencies indicate the time when each the wind is blowing

(Miss Kanesarin Vorradetwittaya)
Environmental Scientist

Preeda S.
(Miss Preeda Sonjai)
Technical Management Team

Meteorological Monitoring Results : Wind Rose
MTR-BSTE (Site 1)

Location : Wat Takian Kongkaram
Wind Speed Model : Scarlet WS-21
Wind Direction Model : Scarlet WS-21

Monitor period : 12-13 May 2026
Serial No : AD:42
Serial No : AD:42

Time	12-13 May 2026	
	WS(m/s)	WD
11:00 - 12:00	0.6	SW
12:00 - 13:00	0.7	SW
13:00 - 14:00	0.5	SW
14:00 - 15:00	0.3	WSW
15:00 - 16:00	0.3	W
16:00 - 17:00	0.3	W
17:00 - 18:00	0.1	NW
18:00 - 19:00	0.0	NNW
19:00 - 20:00	0.0	NNW
20:00 - 21:00	0.0	NW
21:00 - 22:00	0.0	NW
22:00 - 23:00	0.0	NNW
23:00 - 24:00	0.0	NNW
00:00 - 01:00	0.1	N
01:00 - 02:00	0.0	N
02:00 - 03:00	0.3	N
03:00 - 04:00	0.2	N
04:00 - 05:00	0.2	N
05:00 - 06:00	0.6	NNE
06:00 - 07:00	0.4	ENE
07:00 - 08:00	0.5	E
08:00 - 09:00	0.7	SSE
09:00 - 10:00	0.8	S
10:00 - 11:00	0.9	N

Wind Rose

0.5-1 1-2 2-3 3-4 4-6 >6
WIND SPEED (m/s) - Scale 1:3

(Miss Kanesarin Vorradetwittaya)
Environmental Scientist

Preeda S.
(Miss Preeda Sonjai)
Technical Management Team

บริษัท ซีคอท จำกัด
SECOT CO., LTD.
239 ถนนริมคลองประปา แขวงบางอี่โอ่ เขตบางซื่อ กรุงเทพมหานคร 10800
239 RIMKLONGPRAPA ROAD, BANGSUE, BANGKOK 10800, THAILAND
TEL. (662) 959-3600 FAX (662) 959-3535 Website : secot.co.th E-mail : environ@secot.co.th

AMBIENT AIR QUALITY ANALYSIS REPORT

CLIENT NAME	: BST Elastomers Co., Ltd. (BSTE)	REQUEST SERVICE No.	: 0823 0522 69
SAMPLING BY	: SECOT Co., Ltd.	SAMPLING METHOD	: Subsurface Pressure Sampling
SAMPLING DATE	: 12-13-05 2026	ANALYTICAL DATE	: 15-19-21-05 2026
SAMPLING TIME	: 12:32-11:45	SAMPLE CONDITION	: Normal
RECEIVED DATE	: 14-05 2026	FILE CODE	: 2260516_TO-15_May
REPORT DATE	: 22-05-2026		

Compound	Non Detection		SAMPLING LOCATION Wat Song Tiab		STANDARD* (µg/m³)
	ppb	µg/m³	ppbv	µg/m³	
1,3-butadiene	0.001	0.00	ND	ND	53

Method for the Determination of Toxic Organic Compounds in Ambient Air, US EPA Method TO-15, 1999

(Miss Sawan Chimsa-ngad)
Analyst

(Miss Sawan Chimsa-ngad)
Technical Management Team

Remark : 1. Reported analysis refers to submitted sample only.
2. This report shall not be reproduced, except in full, without official approval.
3. * Notification of the Pollution Control Department, dated December 19, B.E.2551(2008), which was published in the Royal Government Gazette Vol. 126, Special Part 120 dated January 23, B.E. 2552 (2009)

บริษัท ซีคอท จำกัด
SECOT CO., LTD.
239 ถนนริมคลองประปา แขวงบางจื่อ เขตบางซื่อ กรุงเทพมหานคร 10800
239 RIMKLONGPRAPA ROAD, BANGSUE, BANGKOK 10800, THAILAND
TEL. (662) 959-3600 FAX (662) 959-3535 Website : secot.co.th E-mail : envserv@secot.co.th

AMBIENT AIR QUALITY ANALYSIS REPORT

CLIENT NAME	: BSI Electronics Co., Ltd. (HCTP)	REQUEST SERVICE No.	: [illegible]
SAMPLING BY	: SECOT Co., Ltd.	SAMPLING METHOD	: Substitute Photo Sampling
SAMPLING DATE	: 12/05/2026	ANALYTICAL DATE	: 13-14/05/2026
SAMPLING TIME	: 12:25-12:35	SAMPLE CONDITION	: Normal
RECEIVED DATE	: 14/05/2026	FILE CODE	: [illegible]
REPORT DATE	: [illegible]		

Compound	Non Detection		SAMPLING LOCATION		STANDARD*
			Sai Ruam Petana		
	ppm	mg/m³	ppbv	µg/m³	µg/m³
1,3-Butadiene	0.002	0.002	5.11	0.23	3.3

Methods for the determination of Toxic Substances Contained in Annex 2 of Ministerial Regulation B.E. 2548

(Miss Jutarat Jaemnan)
Analyst

(Miss Sukanya Chinwanga)
Technical Management Team

Remark : 1. Reported analysis refers to submitted sample only.
2. This report shall not be reproduced, except in full, without official approval.
3. * Notification of the Pollution Control Department dated December 18, B.E. 2551 (2008), which was published in the Royal Government Gazette Vol. 126, Special Part 13D dated January 23, B.E. 2552 (2009)

บริษัท ซีคอท จำกัด
SECOT CO., LTD.
239 ถนนริมคลองประปา แขวงบางจื่อ เขตบางซื่อ กรุงเทพมหานคร 10800
239 RIMKLONGPRAPA ROAD, BANGSUE, BANGKOK 10800, THAILAND
TEL. (662) 959-3600 FAX (662) 959-3535 Website : secot.co.th E-mail : envserv@secot.co.th

AMBIENT AIR QUALITY ANALYSIS REPORT

CLIENT NAME	: BSI Electronics Co., Ltd. (HCTP)	REQUEST SERVICE No.	: [illegible]
SAMPLING BY	: SECOT Co., Ltd.	SAMPLING METHOD	: Substitute Photo Sampling
SAMPLING DATE	: 12/05/2026	ANALYTICAL DATE	: 13-14/05/2026
SAMPLING TIME	: 12:40-12:55	SAMPLE CONDITION	: Normal
RECEIVED DATE	: 14/05/2026	FILE CODE	: [illegible]
REPORT DATE	: 22/05/2026		

Compound	Non Detection		SAMPLING LOCATION		STANDARD*
			Wat Takasu Kunjkarate (Ban Ta Kasu/Ano Fric Bal)		
	ppm	mg/m³	ppbv	µg/m³	µg/m³
1,3-Butadiene	0.002	0.002	ND	ND	3.3

Methods for the determination of Toxic Substances Contained in Annex 2 of Ministerial Regulation B.E. 2548

(Miss Jutarat Jaemnan)
Analyst

(Miss Sukanya Chinwanga)
Technical Management Team

Remark : 1. Reported analysis refers to submitted sample only.
2. This report shall not be reproduced, except in full, without official approval.
3. * Notification of the Pollution Control Department, dated December 18, B.E. 2551 (2008), which was published in the Royal Government Gazette Vol. 126, Special Part 13D dated January 23, B.E. 2552 (2009)

Meteorological Monitoring Results : Wind Rose
MTR-BSTE (Site 1)

Location :	Wat Nong Faeb	Monitor period	: 09-10 Jun 2026
Wind Speed Model :	Campbell CR510	Serial No	: 10851
Wind Direction Model :	Campbell CR510	Serial No	: 10851

Direction	Percentage of Occurrence of Wind Direct Grouped in Various Wind Speed						
	0.5-1 m/s	1-2 m/s	2-3 m/s	3-4 m/s	4-6 m/s	More than 5	Total
N	0.0000	0.0417	0.0000	0.0000	0.0000	0.0000	0.0417
NNE	0.0417	0.0833	0.0000	0.0000	0.0000	0.0000	0.1250
NE	0.0000	0.0000	0.0000	0.0000	0.0000	0.0000	0.0000
ENE	0.0000	0.0000	0.0000	0.0000	0.0000	0.0000	0.0000
E	0.0000	0.0000	0.0000	0.0000	0.0000	0.0000	0.0000
ESE	0.0000	0.0000	0.0000	0.0000	0.0000	0.0000	0.0000
SE	0.0000	0.0000	0.0000	0.0000	0.0000	0.0000	0.0000
SSE	0.0000	0.0000	0.0000	0.0000	0.0000	0.0000	0.0000
S	0.0833	0.1250	0.0000	0.0000	0.0000	0.0000	0.2083
SSW	0.0833	0.0833	0.0000	0.0000	0.0000	0.0000	0.1667
SW	0.0833	0.0000	0.0000	0.0000	0.0000	0.0000	0.0833
WSW	0.0833	0.1250	0.0000	0.0000	0.0000	0.0000	0.2083
W	0.0417	0.0417	0.0000	0.0000	0.0000	0.0000	0.0833
WNW	0.0417	0.0000	0.0000	0.0000	0.0000	0.0000	0.0417
NW	0.0000	0.0417	0.0000	0.0000	0.0000	0.0000	0.0417
NNW	0.0000	0.0000	0.0000	0.0000	0.0000	0.0000	0.0000
CALM				0.0000			

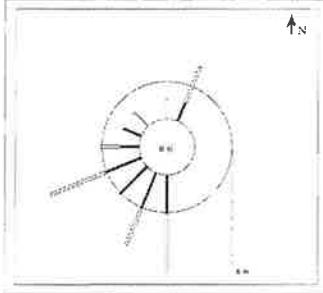

Application : WindPro Ver.1.0
Control : 16 Direction Calculation With Calm Wind < 0.5 m/s
Data Unit : Direction in Deg.
Wind Speed in m/s

NOTE : Frequencies indicate direction from which the wind is blowing

(Miss Kateearin Vorradidwittaya)
Environmental Scientist

(Miss Preeda Sonjai)
Technical Management Team

Meteorological Monitoring Results : Wind Rose
MTR-BSTE (Site 1)

Location :	Wat Nong Faeb	Monitor period	: 09-10 Jun 2026
Wind Speed Model :	Campbell CR510	Serial No	: 10851
Wind Direction Model :	Campbell CR510	Serial No	: 10851

Time	09-10 Jun 2026	
	WS(m/s)	WD
12:00 - 13:00	0.7	SW
13:00 - 14:00	1.4	NNE
14:00 - 15:00	1.2	SSW
15:00 - 16:00	1.7	SSW
16:00 - 17:00	0.6	S
17:00 - 18:00	1.7	WSW
18:00 - 19:00	1.0	S
19:00 - 20:00	1.0	WSW
20:00 - 21:00	1.5	WSW
21:00 - 22:00	0.8	S
22:00 - 23:00	1.2	W
23:00 - 24:00	0.8	WSW
00:00 - 01:00	0.8	SW
01:00 - 02:00	1.5	NW
02:00 - 03:00	1.4	NNE
03:00 - 04:00	1.0	N
04:00 - 05:00	0.5	WSW
05:00 - 06:00	0.9	W
06:00 - 07:00	1.2	S
07:00 - 08:00	0.7	WNW
08:00 - 09:00	0.7	NNE
09:00 - 10:00	1.3	S
10:00 - 11:00	0.8	SSW
11:00 - 12:00	0.9	SSW

Wind Rose

(Miss Kateearin Vorradidwittaya)
Environmental Scientist

(Miss Preeda Sonjai)
Technical Management Team

Meteorological Monitoring Results : Wind Rose
MTR-BSTE (Site 1)

Location : Soi Ruam Pattana
Wind Speed Model : Novalynx WS-25
Wind Direction Model : Novalynx WS-25

Monitor period : 09-10 Jun 2026
Serial No : A5086
Serial No : A5086

Direction	Percentage of Occurrence of Wind Direct Grouped in Various Wind Speed						
	0.5-1 m/s	1-2 m/s	2-3 m/s	3-4 m/s	4-6 m/s	More than 6	Total
N	0.0000	0.0000	0.0000	0.0000	0.0000	0.0000	0.0000
NNE	0.0000	0.0000	0.0000	0.0000	0.0000	0.0000	0.0000
NE	0.0000	0.0000	0.0000	0.0000	0.0000	0.0000	0.0000
ENE	0.0000	0.0000	0.0000	0.0000	0.0000	0.0000	0.0000
E	0.0000	0.0417	0.0000	0.0000	0.0000	0.0000	0.0417
ESE	0.0417	0.0000	0.0417	0.0000	0.0000	0.0000	0.0833
SE	0.0000	0.0000	0.0000	0.0000	0.0000	0.0000	0.0000
SSE	0.0417	0.0000	0.0417	0.0000	0.0000	0.0000	0.0833
S	0.0833	0.1667	0.0417	0.0000	0.0000	0.0000	0.2917
SSW	0.1250	0.1250	0.0833	0.0000	0.0000	0.0000	0.3333
SW	0.0000	0.0000	0.1250	0.0000	0.0000	0.0000	0.1250
WSW	0.0000	0.0000	0.0417	0.0000	0.0000	0.0000	0.0417
W	0.0000	0.0000	0.0000	0.0000	0.0000	0.0000	0.0000
WNW	0.0000	0.0000	0.0000	0.0000	0.0000	0.0000	0.0000
NW	0.0000	0.0000	0.0000	0.0000	0.0000	0.0000	0.0000
NNW	0.0000	0.0000	0.0000	0.0000	0.0000	0.0000	0.0000
CALM				0.0000			

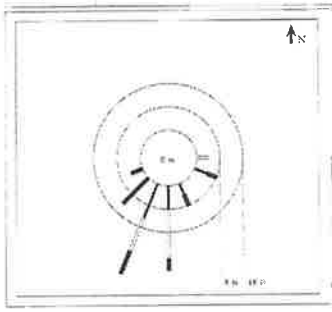

Application : WindPro Ver.1.0
Control : 16 Direction Calculation With Calm Wind < 0.5 m/s
Data Unit : Direction in Deg.
Wind Speed in m/s

(Miss Katesarin Vorradetwittaya)
Environmental Scientist

(Miss Preeda Sonjai)
Technical Management Team

Meteorological Monitoring Results : Wind Rose
MTR-BSTE (Site 1)

Location : Soi Ruam Pattana
Wind Speed Model : Novalynx WS-25
Wind Direction Model : Novalynx WS-25

Monitor period : 09-10 Jun 2026
Serial No : A5086
Serial No : A5086

Time	09-10 Jun 2026	
	WS(m/s)	WD
11:00 - 12:00	1.4	SSW
12:00 - 13:00	1.2	S
13:00 - 14:00	0.7	ESE
14:00 - 15:00	0.9	SSW
15:00 - 16:00	2.2	S
16:00 - 17:00	2.8	SSE
17:00 - 18:00	1.5	SSW
18:00 - 19:00	2.3	SW
19:00 - 20:00	1.9	S
20:00 - 21:00	2.1	SSW
21:00 - 22:00	1.6	SSW
22:00 - 23:00	0.7	SSW
23:00 - 24:00	0.6	S
00:00 - 01:00	0.8	S
01:00 - 02:00	0.9	SSE
02:00 - 03:00	0.7	SSW
03:00 - 04:00	1.9	E
04:00 - 05:00	1.6	S
05:00 - 06:00	1.2	S
06:00 - 07:00	2.9	SW
07:00 - 08:00	2.5	SSW
08:00 - 09:00	2.7	SW
09:00 - 10:00	2.3	WSW
10:00 - 11:00	2.4	ESE

Wind Rose



(Miss Katesarin Vorradetwittaya)
Environmental Scientist

(Miss Preeda Sonjai)
Technical Management Team

Meteorological Monitoring Results : Wind Rose
MTR-BSTE (Site 1)

Location : Wat Takuan Kongkaram
Wind Speed Model : Campbell CR510
Wind Direction Model : Campbell CR510

Monitor period : 09-10 Jun 2026
Serial No : 14083
Serial No : 14083

Direction	Percentage of Occurrence of Wind Direct Grouped in Various Wind Speed						
	0.5-1 m/s	1-2 m/s	2-3 m/s	3-4 m/s	4-6 m/s	More than 6	Total
N	0.0000	0.1250	0.0000	0.0000	0.0000	0.0000	0.1250
NNE	0.0000	0.0000	0.0000	0.0000	0.0000	0.0000	0.0000
NE	0.0417	0.0000	0.0000	0.0000	0.0000	0.0000	0.0417
ENE	0.0000	0.0000	0.0000	0.0000	0.0000	0.0000	0.0000
E	0.0000	0.0000	0.0000	0.0000	0.0000	0.0000	0.0000
ESE	0.0000	0.0000	0.0000	0.0000	0.0000	0.0000	0.0000
SE	0.0000	0.0417	0.0000	0.0000	0.0000	0.0000	0.0417
SSE	0.0000	0.0833	0.0000	0.0000	0.0000	0.0000	0.0833
S	0.1250	0.2083	0.0000	0.0000	0.0000	0.0000	0.3333
SSW	0.0417	0.0417	0.0000	0.0000	0.0000	0.0000	0.0833
SW	0.0833	0.0417	0.0000	0.0000	0.0000	0.0000	0.1250
WSW	0.0833	0.0417	0.0000	0.0000	0.0000	0.0000	0.1250
W	0.0000	0.0417	0.0000	0.0000	0.0000	0.0000	0.0417
WNW	0.0000	0.0000	0.0000	0.0000	0.0000	0.0000	0.0000
NW	0.0000	0.0000	0.0000	0.0000	0.0000	0.0000	0.0000
NNW	0.0000	0.0000	0.0000	0.0000	0.0000	0.0000	0.0000
CALM				0.0000			

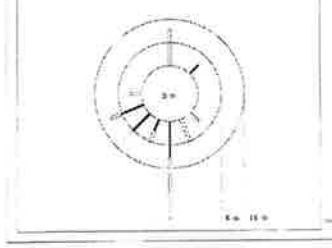

Application : WindPro Ver.1.0
Control : 16 Direction Calculation With Calm Wind < 0.5 m/s
Data Unit : Direction in Deg.
Wind Speed in m/s



(Miss Katesarin Vorradetwittaya)
Environmental Scientist

(Miss Preeda Sonjai)
Technical Management Team

Meteorological Monitoring Results : Wind Rose
MTR-BSTE (Site 1)

Location : Wat Takuan Kongkaram
Wind Speed Model : Campbell CR510
Wind Direction Model : Campbell CR510

Monitor period : 09-10 Jun 2026
Serial No : 14083
Serial No : 14083

Time	09-10 Jun 2026	
	WS(m/s)	WD
11:00 - 12:00	1.2	SE
12:00 - 13:00	0.9	S
13:00 - 14:00	1.5	SW
14:00 - 15:00	0.5	SSW
15:00 - 16:00	1.1	S
16:00 - 17:00	1.4	W
17:00 - 18:00	1.4	N
18:00 - 19:00	1.2	N
19:00 - 20:00	1.2	S
20:00 - 21:00	0.5	NE
21:00 - 22:00	0.5	SW
22:00 - 23:00	1.3	S
23:00 - 24:00	1.4	S
00:00 - 01:00	1.5	SSW
01:00 - 02:00	1.3	S
02:00 - 03:00	0.7	S
03:00 - 04:00	0.5	S
04:00 - 05:00	0.8	SW
05:00 - 06:00	1.4	WSW
06:00 - 07:00	1.5	SSE
07:00 - 08:00	1.2	N
08:00 - 09:00	1.4	SSE
09:00 - 10:00	0.8	WSW
10:00 - 11:00	0.8	WSW

Wind Rose

(Miss Katesarin Vorradetwittaya)
Environmental Scientist

(Miss Preeda Sonjai)
Technical Management Team

บริษัท ซีคอท จำกัด
SECOT CO., LTD.
239 ถนนริมคลองประปา แขวงบางซื่อ เขตบางซื่อ กรุงเทพมหานคร 10800
239 RIMKLONGPRAPA ROAD, BANGSUE, BANGKOK 10800, THAILAND
TEL. (662) 959-3600 FAX (662) 959-3535 Website : secot.co.th E-mail : envserv@secot.co.th

AMBIENT AIR QUALITY ANALYSIS REPORT

CLIENT NAME	: BST Elastomers Co., Ltd. (BSTE)	REQUEST SERVICE No.	: 1005 1004 69
SAMPLING BY	: SECOT Co., Ltd.	SAMPLING METHOD	: Subatmospheric Pressure Sampling
SAMPLING DATE	: 09-10-06-2026	ANALYTICAL DATE	: 12-13-17-06-2026
SAMPLING TIME	: 15:37-16:24	SAMPLE CONDITION	: Normal
RECEIVED DATE	: 11-06-2026	FILE CODE	: 226056 TO-15 June
REPORT DATE	: 17-06-2026		

Compound	Non Detection		SAMPLING LOCATION: Wat Nang Faeb		STANDARD*
	ppbv	µg/m³	ppbv	µg/m³	(µg/m³)
1,3-butadiene	0.002	0.007	ND	ND	2.3

Methods Refer to Methods of TO-15 Air Toxics Compounds Method of U.S. EPA Method TO-15 1999

(Miss Jutarat Jantuan)
Analyst

(Miss Sirawan Chimsa-ngo)
Technical Management Team

Remark : 1. Reported analysis refers to submitted sample only.
2. This report shall not be reproduce, except in full, without official approval.
3. * Notification of the Pollution Control Department dated December 18, B.E.2553 (2010) which was published in the Royal Government Gazette Vol. 126 Special Part 13D dated January 27, B.E. 2552 (2009).

บริษัท ซีคอท จำกัด
SECOT CO., LTD.
239 ถนนริมคลองประปา แขวงบางซื่อ เขตบางซื่อ กรุงเทพมหานคร 10800
239 RIMKLONGPRAPA ROAD, BANGSUE, BANGKOK 10800, THAILAND
TEL. (662) 959-3600 FAX (662) 959-3535 Website : secot.co.th E-mail : envserv@secot.co.th

AMBIENT AIR QUALITY ANALYSIS REPORT

CLIENT NAME	: BST Elastomers Co., Ltd. (BSTE)	REQUEST SERVICE No.	: 1005 1004 69
SAMPLING BY	: SECOT Co., Ltd.	SAMPLING METHOD	: Subatmospheric Pressure Sampling
SAMPLING DATE	: 09-10-06-2026	ANALYTICAL DATE	: 12-13-17-06-2026
SAMPLING TIME	: 11-06-12:10	SAMPLE CONDITION	: Normal
RECEIVED DATE	: 11-06-2026	FILE CODE	: 226056 TO-15 June
REPORT DATE	: 17-06-2026		

Compound	Non Detection		SAMPLING LOCATION: Sai Ruam Pattana		STANDARD*
	ppbv	µg/m³	ppbv	µg/m³	(µg/m³)
1,3-butadiene	0.001	0.002	2.20	5.96	2.3

Methods Refer to Methods of TO-15 Air Toxics Compounds Method of U.S. EPA Method TO-15 1999

(Miss Jutarat Jantuan)
Analyst

(Miss Sirawan Chimsa-ngo)
Technical Management Team

Remark : 1. Reported analysis refers to submitted sample only.
2. This report shall not be reproduce, except in full, without official approval.
3. * Notification of the Pollution Control Department, dated December 18, B.E.2553 (2010), which was published in the Royal Government Gazette Vol. 126 Special Part 13D dated January 27, B.E. 2552 (2009).

บริษัท ซีคอท จำกัด
SECOT CO., LTD.
239 ถนนริมคลองประปา แขวงบางซื่อ เขตบางซื่อ กรุงเทพมหานคร 10800
239 RIMKLONGPRAPA ROAD, BANGSUE, BANGKOK 10800, THAILAND
TEL. (662) 959-3600 FAX (662) 959-3535 Website : secot.co.th E-mail : envserv@secot.co.th

AMBIENT AIR QUALITY ANALYSIS REPORT

CLIENT NAME	: BST Elastomers Co., Ltd. (BSTE)	REQUEST SERVICE No.	: 1005 1004 69
SAMPLING BY	: SECOT Co., Ltd.	SAMPLING METHOD	: Subatmospheric Pressure Sampling
SAMPLING DATE	: 09-10-06-2026	ANALYTICAL DATE	: 12-13-17-06-2026
SAMPLING TIME	: 15:49-16:36	SAMPLE CONDITION	: Normal
RECEIVED DATE	: 11-06-2026	FILE CODE	: 226056 TO-15 June
REPORT DATE	: 17-06-2026		

Compound	Non Detection		SAMPLING LOCATION: Wat Tabtan Kongkaram (Ban Ta Kaam-Ang Fra Ho)		STANDARD*
	ppbv	µg/m³	ppbv	µg/m³	(µg/m³)
1,3-butadiene	0.003	0.007	ND	ND	2.3

Methods Refer to Methods of TO-15 Air Toxics Compounds Method of U.S. EPA Method TO-15 1999

(Miss Jutarat Jantuan)
Analyst

(Miss Sirawan Chimsa-ngo)
Technical Management Team

Remark : 1. Reported analysis refers to submitted sample only.
2. This report shall not be reproduce, except in full, without official approval.
3. * Notification of the Pollution Control Department, dated December 18, B.E.2553 (2010), which was published in the Royal Government Gazette Vol. 126 Special Part 13D dated January 27, B.E. 2552 (2009).

ใบรับรองผลการตรวจวัดคุณภาพอากาศจากปล่องระบายอากาศ

บริษัท ซีคอท จำกัด
SECOT CO., LTD.
239 ถนนริมคลองประปา แขวงบางซื่อ เขตบางซื่อ กรุงเทพฯ 10800
239 RIMKLONGPRAPA ROAD, BANGSUE, BANGKOK 10800, THAILAND
TEL : +66(0) 2959-3600 FAX : +66(0) 2959-3535 E-mail : envserv@secot.co.th

STACK EMISSION ANALYSIS REPORT

CLIENT NAME	: BST Elastomers Co., Ltd.	**REFERENCE NO.**	: 226056-Stk-2605-0180
SAMPLING BY	: SECOT Co., Ltd.	**REGISTRATION NO.**	: ว-239
SAMPLING DATE	: 04/05/2026	**SAMPLING TIME**	: 10.00-10.15 a.m.
RECEIVED DATE	: 06/05/2026	**ANALYTICAL DATE**	: 07/05/2026
REPORT DATE	: 21/05/2026	**OPERATOR**	: -
STACK LOCATION	: SBR Dryer (Outlet)	**FUEL TYPE**	: -
SOURCE DESCRIPTION	: Process	**SAMPLE CONDITION**	: Normal

STACK DESCRIPTION

Height	: 30.0	m	**Gas Velocity**	: 10.6	m/s
Diameter	: 0.92 x 0.63	m	**Flow Rate***	: 19,050	Ncu.m/hr
Temperature	: 46.0	^{o}C	**Moisture**	: 3.1	%
Excess Oxygen	: 20.9	%			

PARAMETER	UNITS	RESULTS[1/]	STANDARD	REFERENCE METHOD
*Styrene	ppm	8.13	-	US.EPA Method 18

Sudaporn S.
(Miss Sudaporn Soonthorn)
Analyst

Narisa Poowasanpetch
(Miss Narisa Poowasanpetch)
Technical Management Team

Remark : 1. Reported analysis refers to submitted sample only.

2. This report shall not be reproduced, except in full, without official approval.

3. [1/] At standard pressure of 760 mmHg and temperature of 25 ^{o}C, dry basis.

4. Production grade during the measurement period is SBR 17XX

5. * Not registered with the Department of Industrial Works.

บริษัท ซีคอท จำกัด
SECOT CO., LTD.
239 ถนนริมคลองประปา แขวงบางซื่อ เขตบางซื่อ กรุงเทพฯ 10800
239 RIMKLONGPRAPA ROAD, BANGSUE, BANGKOK 10800, THAILAND
TEL : +66(0) 2959-3600 FAX : +66(0) 2959-3535 E-mail : envserv@secot.co.th

STACK EMISSION ANALYSIS REPORT

CLIENT NAME	: BST Elastomers Co., Ltd.	**REFERENCE NO.**	: 226056-Stk-2605-0180
SAMPLING BY	: SECOT Co., Ltd.	**REGISTRATION NO.**	: ว-239
SAMPLING DATE	: 05/05/2026	**SAMPLING TIME**	: 10.00-10.15 a.m.
RECEIVED DATE	: 06/05/2026	**ANALYTICAL DATE**	: 07/05/2026
REPORT DATE	: 21/05/2026	**OPERATOR**	: -
STACK LOCATION	: SBR Dryer (Outlet)	**FUEL TYPE**	: -
SOURCE DESCRIPTION	: Process	**SAMPLE CONDITION**	: Normal

STACK DESCRIPTION

Height	: 30.0	m	**Gas Velocity**	: 10.7	m/s
Diameter	: 0.92 x 0.63	m	**Flow Rate***	: 19,064	Ncu.m/hr
Temperature	: 48.0	^{o}C	**Moisture**	: 3.2	%
Excess Oxygen	: 20.9	%			

PARAMETER	UNITS	RESULTS[1/]	STANDARD	REFERENCE METHOD
*Styrene	ppm	1.33	-	US.EPA Method 18

Sudaporn S.
(Miss Sudaporn Soonthorn)
Analyst

Narisa Poowasanpetch
(Miss Narisa Poowasanpetch)
Technical Management Team

Remark : 1. Reported analysis refers to submitted sample only.

2. This report shall not be reproduced, except in full, without official approval.

3. [1/] At standard pressure of 760 mmHg and temperature of 25 ^{o}C, dry basis.

4. Production grade during the measurement period is SBR 17XX

5. * Not registered with the Department of Industrial Works.

บริษัท ซีคอท จำกัด
SECOT CO., LTD.
239 ถนนริมคลองประปา แขวงบางซื่อ เขตบางซื่อ กรุงเทพฯ 10800
239 RIMKLONGPRAPA ROAD, BANGSUE, BANGKOK 10800, THAILAND
TEL : +66(0) 2959-3600 FAX : +66(0) 2959-3535 E-mail : envserv@secot.co.th

STACK EMISSION ANALYSIS REPORT

CLIENT NAME	: BST Elastomers Co., Ltd.	**REFERENCE NO.**	: 226056-Stk-2605-0180
SAMPLING BY	: SECOT Co., Ltd.	**REGISTRATION NO.**	: ว-239
SAMPLING DATE	: 06/05/2026	**SAMPLING TIME**	: 09.50-10.05 a.m.
RECEIVED DATE	: 11/05/2026	**ANALYTICAL DATE**	: 15/05/2026
REPORT DATE	: 21/05/2026	**OPERATOR**	: -
STACK LOCATION	: SBR Dryer (Outlet)	**FUEL TYPE**	: -
SOURCE DESCRIPTION	: Process	**SAMPLE CONDITION**	: Normal

STACK DESCRIPTION

Height	: 30.0	m	**Gas Velocity**	: 10.4	m/s
Diameter	: 0.92 x 0.63	m	**Flow Rate***	: 18,548	Ncu.m/hr
Temperature	: 47.0	^{o}C	**Moisture**	: 3.0	%
Excess Oxygen	: 20.9	%			

PARAMETER	UNITS	RESULTS[1/]	STANDARD	REFERENCE METHOD
*Styrene	ppm	0.10	-	US.EPA Method 18

Sudaporn S.
(Miss Sudaporn Soonthorn)
Analyst

Narisa Poowasanpetch
(Miss Narisa Poowasanpetch)
Technical Management Team

Remark : 1. Reported analysis refers to submitted sample only.

2. This report shall not be reproduced, except in full, without official approval.

3. [1/] At standard pressure of 760 mmHg and temperature of 25 ^{o}C, dry basis.

4. Production grade during the measurement period is SBR 17XX

5. * Not registered with the Department of Industrial Works.

บริษัท ซีคอท จำกัด
SECOT CO., LTD.
239 ถนนริมคลองประปา แขวงบางซื่อ เขตบางซื่อ กรุงเทพฯ 10800
239 RIMKLONGPRAPA ROAD, BANGSUE, BANGKOK 10800, THAILAND
TEL : +66(0) 2959-3600 FAX : +66(0) 2959-3535 E-mail : envserv@secot.co.th

STACK EMISSION ANALYSIS REPORT

CLIENT NAME	: BST Elastomers Co., Ltd.	**REFERENCE NO.**	: 226056-Stk-2605-0180
SAMPLING BY	: SECOT Co., Ltd.	**REGISTRATION NO.**	: ว-239
SAMPLING DATE	: 07/05/2026	**SAMPLING TIME**	: 10.00-10.15 a.m.
RECEIVED DATE	: 11/05/2026	**ANALYTICAL DATE**	: 15/05/2026
REPORT DATE	: 21/05/2026	**OPERATOR**	: -
STACK LOCATION	: SBR Dryer (Outlet)	**FUEL TYPE**	: -
SOURCE DESCRIPTION	: Process	**SAMPLE CONDITION**	: Normal

STACK DESCRIPTION

Height	: 30.0	m	**Gas Velocity**	: 10.20	m/s
Diameter	: 0.92 x 0.63	m	**Flow Rate***	: 18,193	Ncu.m/hr
Temperature	: 46.0	^{o}C	**Moisture**	: 3.3	%
Excess Oxygen	: 20.9	%			

PARAMETER	UNITS	RESULTS[1/]	STANDARD	REFERENCE METHOD
*Styrene	ppm	0.88	-	US.EPA Method 18

Sudaporn S.
(Miss Sudaporn Soonthorn)
Analyst

Narisa Poowasanpetch
(Miss Narisa Poowasanpetch)
Technical Management Team

Remark : 1. Reported analysis refers to submitted sample only.

2. This report shall not be reproduced, except in full, without official approval.

3. [1/] At standard pressure of 760 mmHg and temperature of 25 ^{o}C, dry basis.

4. Production grade during the measurement period is SBR 17XX

5. * Not registered with the Department of Industrial Works.

บริษัท ซีคอท จำกัด
SECOT CO., LTD.
239 ถนนริมคลองประปา แขวงบางซื่อ เขตบางซื่อ กรุงเทพฯ 10800
239 RIMKLONGPRAPA ROAD, BANGSUE, BANGKOK 10800, THAILAND
TEL : +66(0) 2959-3600 FAX : +66(0) 2959-3535 E-mail : envserv@secot.co.th

STACK EMISSION ANALYSIS REPORT

CLIENT NAME	: BST Elastomers Co., Ltd.	**REFERENCE NO.**	: 226056-Stk-2605-0180
SAMPLING BY	: SECOT Co., Ltd.	**REGISTRATION NO.**	: ว-239
SAMPLING DATE	: 08/05/2026	**SAMPLING TIME**	: 10.15-10.30 a.m.
RECEIVED DATE	: 11/05/2026	**ANALYTICAL DATE**	: 15/05/2026
REPORT DATE	: 21/05/2026	**OPERATOR**	: -
STACK LOCATION	: SBR Dryer (Outlet)	**FUEL TYPE**	: -
SOURCE DESCRIPTION	: Process	**SAMPLE CONDITION**	: Normal

STACK DESCRIPTION

Height	: 30.0	m	**Gas Velocity**	: 10.8	m/s
Diameter	: 0.92 x 0.63	m	**Flow Rate***	: 19,202	Ncu.m/hr
Temperature	: 46.0	^{o}C	**Moisture**	: 3.6	%
Excess Oxygen	: 20.9	%			

PARAMETER	UNITS	RESULTS[1/]	STANDARD	REFERENCE METHOD
*Styrene	ppm	0.26	-	US.EPA Method 18

Sudaporn S.
(Miss Sudaporn Soonthorn)
Analyst

Narisa Poowasanpetch
(Miss Narisa Poowasanpetch)
Technical Management Team

Remark : 1. Reported analysis refers to submitted sample only.
2. This report shall not be reproduced, except in full, without official approval.
3. [1/] At standard pressure of 760 mmHg and temperature of 25 °C, dry basis.
4. Production grade during the measurement period is SBR 17XX
5. * Not registered with the Department of Industrial Works.

บริษัท ซีคอท จำกัด
SECOT CO., LTD.
239 ถนนริมคลองประปา แขวงบางซื่อ เขตบางซื่อ กรุงเทพฯ 10800
239 RIMKLONGPRAPA ROAD, BANGSUE, BANGKOK 10800, THAILAND
TEL : +66(0) 2959-3600 FAX : +66(0) 2959-3535 E-mail : envserv@secot.co.th

STACK EMISSION ANALYSIS REPORT

CLIENT NAME	: BST Elastomers Co., Ltd.	**REFERENCE NO.**	: 226056-Stk-2605-0180
SAMPLING BY	: SECOT Co., Ltd.	**REGISTRATION NO.**	: ว-239
SAMPLING DATE	: 09/05/2026	**SAMPLING TIME**	: 09.55-10.10 a.m.
RECEIVED DATE	: 13/05/2026	**ANALYTICAL DATE**	: 15/05/2026
REPORT DATE	: 21/05/2026	**OPERATOR**	: -
STACK LOCATION	: SBR Dryer (Outlet)	**FUEL TYPE**	: -
SOURCE DESCRIPTION	: Process	**SAMPLE CONDITION**	: Normal

STACK DESCRIPTION

Height	: 30.0	m	**Gas Velocity**	: 10.9	m/s
Diameter	: 0.92 x 0.63	m	**Flow Rate***	: 19,413	Ncu.m/hr
Temperature	: 46.0	^{o}C	**Moisture**	: 3.3	%
Excess Oxygen	: 20.9	%			

PARAMETER	UNITS	RESULTS[1/]	STANDARD	REFERENCE METHOD
*Styrene	ppm	1.49	-	US.EPA Method 18

Sudaporn S.
(Miss Sudaporn Soonthorn)
Analyst

Narisa Poowasanpetch
(Miss Narisa Poowasanpetch)
Technical Management Team

Remark : 1. Reported analysis refers to submitted sample only.
2. This report shall not be reproduced, except in full, without official approval.
3. [1/] At standard pressure of 760 mmHg and temperature of 25 °C, dry basis.
4. Production grade during the measurement period is SBR 17XX
5. * Not registered with the Department of Industrial Works.

บริษัท ซีคอท จำกัด
SECOT CO., LTD.
239 ถนนริมคลองประปา แขวงบางซื่อ เขตบางซื่อ กรุงเทพฯ 10800
239 RIMKLONGPRAPA ROAD, BANGSUE, BANGKOK 10800, THAILAND
TEL : +66(0) 2959-3600 FAX : +66(0) 2959-3535 E-mail : envserv@secot.co.th

STACK EMISSION ANALYSIS REPORT

CLIENT NAME	: BST Elastomers Co., Ltd.	**REFERENCE NO.**	: 226056-Stk-2605-0180
SAMPLING BY	: SECOT Co., Ltd.	**REGISTRATION NO.**	: ว-239
SAMPLING DATE	: 10/05/2026	**SAMPLING TIME**	: 10.05-10.20 a.m.
RECEIVED DATE	: 13/05/2026	**ANALYTICAL DATE**	: 15/05/2026
REPORT DATE	: 21/05/2026	**OPERATOR**	: -
STACK LOCATION	: SBR Dryer (Outlet)	**FUEL TYPE**	: -
SOURCE DESCRIPTION	: Process	**SAMPLE CONDITION**	: Normal

STACK DESCRIPTION

Height	: 30.0	m	**Gas Velocity**	: 11.0	m/s
Diameter	: 0.92 x 0.63	m	**Flow Rate***	: 18,590	Ncu.m/hr
Temperature	: 46.0	^{o}C	**Moisture**	: 8.3	%
Excess Oxygen	: 20.9	%			

PARAMETER	UNITS	RESULTS[1/]	STANDARD	REFERENCE METHOD
*Styrene	ppm	1.45	-	US.EPA Method 18

Sudaporn S.
(Miss Sudaporn Soonthorn)
Analyst

Narisa Poowasanpetch
(Miss Narisa Poowasanpetch)
Technical Management Team

Remark : 1. Reported analysis refers to submitted sample only.
2. This report shall not be reproduced, except in full, without official approval.
3. [1/] At standard pressure of 760 mmHg and temperature of 25 °C, dry basis.
4. Production grade during the measurement period is SBR 17XX
5. * Not registered with the Department of Industrial Works.

บริษัท ซีคอท จำกัด
SECOT CO., LTD.
239 ถนนริมคลองประปา แขวงบางซื่อ เขตบางซื่อ กรุงเทพฯ 10800
239 RIMKLONGPRAPA ROAD, BANGSUE, BANGKOK 10800, THAILAND
TEL : +66(0) 2959-3600 FAX : +66(0) 2959-3535 E-mail : envserv@secot.co.th

STACK EMISSION ANALYSIS REPORT

CLIENT NAME	: BST Elastomers Co., Ltd.	**REFERENCE NO.**	: 226056-Stk-2605-0180
SAMPLING BY	: SECOT Co., Ltd.	**REGISTRATION NO.**	: ว-239
SAMPLING DATE	: 04/05/2026	**SAMPLING TIME**	: 09.20-09.35 a.m.
RECEIVED DATE	: 06/05/2026	**ANALYTICAL DATE**	: 07/05/2026
REPORT DATE	: 21/05/2026	**OPERATOR**	: -
STACK LOCATION	: A/C Unit of Surge II (Outlet)	**FUEL TYPE**	: -
SOURCE DESCRIPTION	: Process	**SAMPLE CONDITION**	: Normal

STACK DESCRIPTION

Height	: 6.0	m	**Gas Velocity**	: 0.6	m/s
Diameter	: 0.30	m	**Flow Rate***	: 132.0	Ncu.m/hr
Temperature	: 38.0	^{o}C	**Moisture**	: 3.7	%
Excess Oxygen	: 20.9	%			

PARAMETER	UNITS	RESULTS*	STANDARD	REFERENCE METHOD
**1,3-Butadiene	ppm	ND (<0.01)	5[1/]	US.EPA Method 18

Sudaporn S.
(Miss Sudaporn Soonthorn)
Analyst

Narisa Poowasanpetch
(Miss Narisa Poowasanpetch)
Technical Management Team

Remark : 1. Reported analysis refers to submitted sample only.
2. This report shall not be reproduced, except in full, without official approval.
3. * At standard pressure of 760 mmHg and temperature of 25 °C, dry basis.
4. [1/] Emission standard according to EIA report.
5. ND = non-detectable
6. ** Not registered with the Department of Industrial Works.

บริษัท ซีคอท จำกัด
SECOT CO., LTD.
239 ถนนริมคลองประปา แขวงบางซื่อ เขตบางซื่อ กรุงเทพฯ 10800
239 RIMKLONGPRAPA ROAD, BANGSUE, BANGKOK 10800, THAILAND
TEL. : +66(0) 2959-3600 FAX : +66(0) 2959-3535 E-mail : envserv@secot.co.th

STACK EMISSION ANALYSIS REPORT

CLIENT NAME	: BST Elastomers Co., Ltd.	**REFERENCE NO.**	: 226056-Stk-2605-0180
SAMPLING BY	: SECOT Co., Ltd.	**REGISTRATION NO.**	: 3-239
SAMPLING DATE	: 05/05/2026	**SAMPLING TIME**	: 09.15-09.30 a.m.
RECEIVED DATE	: 06/05/2026	**ANALYTICAL DATE**	: 07/05/2026
REPORT DATE	: 21/05/2026	**OPERATOR**	: -
STACK LOCATION	: A/C Unit of Surge II (Outlet)	**FUEL TYPE**	: -
SOURCE DESCRIPTION	: Process	**SAMPLE CONDITION**	: Normal

STACK DESCRIPTION

Height	: 6.0	m	**Gas Velocity**	: 0.6	m/s
Diameter	: 0.30	m	**Flow Rate***	: 132.0	Ncu.m/hr
Temperature	: 39.0	^{o}C	**Moisture**	: 3.6	%
Excess Oxygen	: 20.9	%			

PARAMETER	UNITS	RESULTS*	STANDARD	REFERENCE METHOD
**1,3-Butadiene	ppm	ND (<0.01)	5[1/]	US.EPA Method 18

Sudaporn S.
(Miss Sudaporn Soonthorn)
Analyst

Narisa Poowasanpetch
(Miss Narisa Poowasanpetch)
Technical Management Team

Remark : 1. Reported analysis refers to submitted sample only.
2. This report shall not be reproduced, except in full, without official approval.
3. * At standard pressure of 760 mmHg and temperature of 25 ^{o}C, dry basis.
4. [1/] Emission standard according to EIA report.
5. ND = non-detectable
6. ** Not registered with the Department of Industrial Works.

บริษัท ซีคอท จำกัด
SECOT CO., LTD.
239 ถนนริมคลองประปา แขวงบางซื่อ เขตบางซื่อ กรุงเทพฯ 10800
239 RIMKLONGPRAPA ROAD, BANGSUE, BANGKOK 10800, THAILAND
TEL. : +66(0) 2959-3600 FAX : +66(0) 2959-3535 E-mail : envserv@secot.co.th

STACK EMISSION ANALYSIS REPORT

CLIENT NAME	: BST Elastomers Co., Ltd.	**REFERENCE NO.**	: 226056-Stk-2605-0180
SAMPLING BY	: SECOT Co., Ltd.	**REGISTRATION NO.**	: 3-239
SAMPLING DATE	: 06/05/2026	**SAMPLING TIME**	: 09.10-09.25 a.m.
RECEIVED DATE	: 11/05/2026	**ANALYTICAL DATE**	: 15/05/2026
REPORT DATE	: 21/05/2026	**OPERATOR**	: -
STACK LOCATION	: A/C Unit of Surge II (Outlet)	**FUEL TYPE**	: -
SOURCE DESCRIPTION	: Process	**SAMPLE CONDITION**	: Normal

STACK DESCRIPTION

Height	: 6.0	m	**Gas Velocity**	: 0.6	m/s
Diameter	: 0.30	m	**Flow Rate***	: 132.0	Ncu.m/hr
Temperature	: 39.0	^{o}C	**Moisture**	: 4.0	%
Excess Oxygen	: 20.9	%			

PARAMETER	UNITS	RESULTS*	STANDARD	REFERENCE METHOD
**1,3-Butadiene	ppm	ND (<0.01)	5[1/]	US.EPA Method 18

Sudaporn S.
(Miss Sudaporn Soonthorn)
Analyst

Narisa Poowasanpetch
(Miss Narisa Poowasanpetch)
Technical Management Team

Remark : 1. Reported analysis refers to submitted sample only.
2. This report shall not be reproduced, except in full, without official approval.
3. * At standard pressure of 760 mmHg and temperature of 25 ^{o}C, dry basis.
4. [1/] Emission standard according to EIA report.
5. ND = non-detectable
6. ** Not registered with the Department of Industrial Works.

บริษัท ซีคอท จำกัด
SECOT CO., LTD.
239 ถนนริมคลองประปา แขวงบางซื่อ เขตบางซื่อ กรุงเทพฯ 10800
239 RIMKLONGPRAPA ROAD, BANGSUE, BANGKOK 10800, THAILAND
TEL : +66(0) 2959-3600 FAX : +66(0) 2959-3535 E-mail : envserv@secot.co.th

STACK EMISSION ANALYSIS REPORT

CLIENT NAME	: BST Elastomers Co., Ltd.	**REFERENCE NO.**	: 226056-Stk-2605-0180
SAMPLING BY	: SECOT Co., Ltd.	**REGISTRATION NO.**	: ว-239
SAMPLING DATE	: 07/05/2026	**SAMPLING TIME**	: 09.20-09.35 a.m.
RECEIVED DATE	: 11/05/2026	**ANALYTICAL DATE**	: 15/05/2026
REPORT DATE	: 21/05/2026	**OPERATOR**	: -
STACK LOCATION	: A/C Unit of Surge II (Outlet)	**FUEL TYPE**	: -
SOURCE DESCRIPTION	: Process	**SAMPLE CONDITION**	: Normal

STACK DESCRIPTION

Height	: 6.0	m	**Gas Velocity**	: 0.6	m/s
Diameter	: 0.30	m	**Flow Rate***	: 132.6	Ncu.m/hr
Temperature	: 37.0	^{o}C	**Moisture**	: 3.7	%
Excess Oxygen	: 20.9	%			

PARAMETER	UNITS	RESULTS*	STANDARD	REFERENCE METHOD
**1,3-Butadiene	ppm	ND (<0.01)	5[1/]	US.EPA Method 18

Sudaporn S.
(Miss Sudaporn Soonthorn)
Analyst

Maim Poowasanpetch
(Miss Narisa Poowasanpetch)
Technical Management Team

Remark : 1. Reported analysis refers to submitted sample only.

2. This report shall not be reproduced, except in full, without official approval.

3. * At standard pressure of 760 mmHg and temperature of 25 ^{o}C, dry basis.

4. [1/] Emission standard according to EIA report.

5. ND = non-detectable

6. ** Not registered with the Department of Industrial Works.

บริษัท ซีคอท จำกัด
SECOT CO., LTD.
239 ถนนริมคลองประปา แขวงบางซื่อ เขตบางซื่อ กรุงเทพฯ 10800
239 RIMKLONGPRAPA ROAD, BANGSUE, BANGKOK 10800, THAILAND
TEL : +66(0) 2959-3600 FAX : +66(0) 2959-3535 E-mail : envserv@secot.co.th

STACK EMISSION ANALYSIS REPORT

CLIENT NAME	: BST Elastomers Co., Ltd.	**REFERENCE NO.**	: 226056-Stk-2605-0180
SAMPLING BY	: SECOT Co., Ltd.	**REGISTRATION NO.**	: ว-239
SAMPLING DATE	: 08/05/2026	**SAMPLING TIME**	: 09.40-09.55 a.m.
RECEIVED DATE	: 11/05/2026	**ANALYTICAL DATE**	: 15/05/2026
REPORT DATE	: 21/05/2026	**OPERATOR**	: -
STACK LOCATION	: A/C Unit of Surge II (Outlet)	**FUEL TYPE**	: -
SOURCE DESCRIPTION	: Process	**SAMPLE CONDITION**	: Normal

STACK DESCRIPTION

Height	: 6.0	m	**Gas Velocity**	: 0.6	m/s
Diameter	: 0.30	m	**Flow Rate***	: 132.0	Ncu.m/hr
Temperature	: 37.0	^{o}C	**Moisture**	: 4.1	%
Excess Oxygen	: 20.9	%			

PARAMETER	UNITS	RESULTS*	STANDARD	REFERENCE METHOD
**1,3-Butadiene	ppm	ND (<0.01)	5[1/]	US.EPA Method 18

Sudaporn S.
(Miss Sudaporn Soonthorn)
Analyst

Maim Poowasanpetch
(Miss Narisa Poowasanpetch)
Technical Management Team

Remark : 1. Reported analysis refers to submitted sample only.

2. This report shall not be reproduced, except in full, without official approval.

3. * At standard pressure of 760 mmHg and temperature of 25 ^{o}C, dry basis.

4. [1/] Emission standard according to EIA report.

5. ND = non-detectable

6. ** Not registered with the Department of Industrial Works.

บริษัท ซีคอท จำกัด
SECOT CO., LTD.
239 ถนนริมคลองประปา แขวงบางซื่อ เขตบางซื่อ กรุงเทพฯ 10800
239 RIMKLONGPRAPA ROAD, BANGSUE, BANGKOK 10800, THAILAND
TEL : +66(0) 2959-3600 FAX : +66(0) 2959-3535 E-mail : envserv@secot.co.th

STACK EMISSION ANALYSIS REPORT

CLIENT NAME	: BST Elastomers Co., Ltd.	**REFERENCE NO.**	: 226056-Stk-2605-0180
SAMPLING BY	: SECOT Co., Ltd.	**REGISTRATION NO.**	: ว-239
SAMPLING DATE	: 09/05/2026	**SAMPLING TIME**	: 09.25-09.40 a.m.
RECEIVED DATE	: 13/05/2026	**ANALYTICAL DATE**	: 15/05/2026
REPORT DATE	: 21/05/2026	**OPERATOR**	: -
STACK LOCATION	: A/C Unit of Surge II (Outlet)	**FUEL TYPE**	: -
SOURCE DESCRIPTION	: Process	**SAMPLE CONDITION**	: Normal

STACK DESCRIPTION

Height	: 6.0	m	**Gas Velocity**	: 0.6	m/s
Diameter	: 0.30	m	**Flow Rate***	: 132.6	Ncu.m/hr
Temperature	: 37.0	^{o}C	**Moisture**	: 3.7	%
Excess Oxygen	: 20.9	%			

PARAMETER	UNITS	RESULTS*	STANDARD	REFERENCE METHOD
**1,3-Butadiene	ppm	ND (<0.01)	5[1/]	US.EPA Method 18

Sudaporn S.
(Miss Sudaporn Soonthorn)
Analyst

(Miss Narisa Poowasanpetch)
Technical Management Team

Remark : 1. Reported analysis refers to submitted sample only.
2. This report shall not be reproduced, except in full, without official approval.
3. * At standard pressure of 760 mmHg and temperature of 25 ^{o}C, dry basis.
4. [1/] Emission standard according to EIA report.
5. ND = non-detectable
6. ** Not registered with the Department of Industrial Works.

บริษัท ซีคอท จำกัด
SECOT CO., LTD.
239 ถนนริมคลองประปา แขวงบางซื่อ เขตบางซื่อ กรุงเทพฯ 10800
239 RIMKLONGPRAPA ROAD, BANGSUE, BANGKOK 10800, THAILAND
TEL : +66(0) 2959-3600 FAX : +66(0) 2959-3535 E-mail : envserv@secot.co.th

STACK EMISSION ANALYSIS REPORT

CLIENT NAME	: BST Elastomers Co., Ltd.	**REFERENCE NO.**	: 226056-Stk-2605-0180
SAMPLING BY	: SECOT Co., Ltd.	**REGISTRATION NO.**	: ว-239
SAMPLING DATE	: 10/05/2026	**SAMPLING TIME**	: 09.40-09.55 a.m.
RECEIVED DATE	: 13/05/2026	**ANALYTICAL DATE**	: 15/05/2026
REPORT DATE	: 21/05/2026	**OPERATOR**	: -
STACK LOCATION	: A/C Unit of Surge II (Outlet)	**FUEL TYPE**	: -
SOURCE DESCRIPTION	: Process	**SAMPLE CONDITION**	: Normal

STACK DESCRIPTION

Height	: 6.0	m	**Gas Velocity**	: 0.6	m/s
Diameter	: 0.30	m	**Flow Rate***	: 132.6	Ncu.m/hr
Temperature	: 37.0	^{o}C	**Moisture**	: 3.7	%
Excess Oxygen	: 20.7	%			

PARAMETER	UNITS	RESULTS*	STANDARD	REFERENCE METHOD
**1,3-Butadiene	ppm	ND (<0.01)	5[1/]	US.EPA Method 18

Sudaporn S.
(Miss Sudaporn Soonthorn)
Analyst

(Miss Narisa Poowasanpetch)
Technical Management Team

Remark : 1. Reported analysis refers to submitted sample only.
2. This report shall not be reproduced, except in full, without official approval.
3. * At standard pressure of 760 mmHg and temperature of 25 ^{o}C, dry basis.
4. [1/] Emission standard according to EIA report.
5. ND = non-detectable
6. ** Not registered with the Department of Industrial Works.

ใบรับรองผลการตรวจวัดระดับเสียงทั่วไป

Noise Monitoring Result : Community Noise
MTR-BSTE (Site 1)

Location : Boundary-N
SLM Model : Cirrus CR161B
Site Operator : Mr. Song Hengchwankun

Monitor Period : 03-10 May 2026
Serial No : G301354

Calibrator Model : Cirrus CR:515
Calibration Ref dB(A) : 94.0
SLM Reading / Adjust dB(A) : 93.7/0.0
Cal Sheet No.: CR-515-2026-115

Serial No : 97097
Certified Date : 14 Oct 2025
Expire Date : 13 Oct 2026

Time	Equivalent Sound Pressure Level (dB(A))						
	03-04 May 2026	04-05 May 2026	05-06 May 2026	06-07 May 2026	07-08 May 2026	08-09 May 2026	09-10 May 2026
10:00 - 11:00	67.1	67.2	66.4	68.3	68.2	67.3	68.2
11:00 - 12:00	66.6	67.0	66.3	66.8	71.7	66.7	68.1
12:00 - 13:00	66.5	66.7	66.7	66.9	70.7	66.2	66.1
13:00 - 14:00	66.9	67.3	66.4	67.3	69.6	66.7	66.8
14:00 - 15:00	67.0	67.0	67.5	69.0	69.4	67.5	67.5
15:00 - 16:00	66.8	67.4	68.7	67.5	67.7	66.8	67.2
16:00 - 17:00	66.6	68.4	68.2	67.2	66.9	66.6	67.3
17:00 - 18:00	66.6	66.7	66.8	66.6	66.7	66.7	66.6
18:00 - 19:00	66.6	66.7	66.6	66.4	66.8	66.6	67.1
19:00 - 20:00	66.5	66.6	66.5	66.7	67.0	66.6	66.8
20:00 - 21:00	66.6	66.5	66.5	66.6	66.7	66.6	66.7
21:00 - 22:00	66.6	66.5	66.7	66.4	66.7	66.7	66.8
22:00 - 23:00	66.6	67.1	66.9	66.7	66.8	66.7	66.6
23:00 - 00:00	66.7	67.4	66.7	66.9	66.5	66.8	66.9
00:00 - 01:00	66.7	67.1	66.6	66.8	66.5	66.6	67.0
01:00 - 02:00	66.8	67.0	66.6	66.9	66.5	66.8	66.9
02:00 - 03:00	66.9	67.2	66.7	66.9	66.8	66.9	66.9
03:00 - 04:00	66.9	67.2	66.7	66.8	66.6	66.9	66.8
04:00 - 05:00	66.9	67.4	66.7	66.7	66.6	66.9	66.8
05:00 - 06:00	66.8	67.3	66.9	67.7	66.6	67.1	66.9
06:00 - 07:00	66.8	67.5	66.9	66.8	66.5	66.8	66.9
07:00 - 08:00	66.7	67.1	66.8	66.5	66.3	66.5	66.6
08:00 - 09:00	66.9	67.2	67.0	66.7	66.3	67.2	66.9
09:00 - 10:00	67.3	67.1	68.0	68.0	68.0	68.0	66.9
Leq(24)*	66.8	67.1	67.0	67.1	67.7	66.9	67.0
Ldn	73.2	73.6	73.2	73.4	73.3	73.3	73.3
Lmax **	83.6	89.2	98.0	100.0	95.3	87.6	96.4
Standard-24Hr	70 dB(A)						
Standard-Max	115 dB(A)						

Remark : * Average time between 10:00-10:00
** Maximum Sound Pressure Level between 10:00-10:00

(Miss Katesarin Vorradetwittaya)
Environmental Scientist

Preeda S.
(Miss Preeda Somjai)
Technical Management Team

SECOT CO.,LTD
229 Rimklongprapa Rd.
Bangna, Bangkok 10260
Tel:+66(0)2959-3600 Fax:+66(0)2959-3535

Noise Monitoring Result : Background Noise
MTR-BSTE (Site 1)

Location : Boundary-N
SLM Model : Cirrus CR161B
Site Operator : Mr. Song Hengchwankun

Monitor Period : 03-10 May 2026
Serial No : G301354

Calibrator Model : Cirrus CR:515
Calibration Ref dB(A) : 94.0
SLM Reading / Adjust dB(A) : 93.7/0.0
Cal Sheet No.: CR-515-2026-115

Serial No : 97097
Certified Date : 14 Oct 2025
Expire Date : 13 Oct 2026

Time	L90 (dB(A))						
	03-04 May 2026	04-05 May 2026	05-06 May 2026	06-07 May 2026	07-08 May 2026	08-09 May 2026	09-10 May 2026
10:00 - 11:00	66.7	66.6	66.0	67.4	66.8	66.3	66.2
11:00 - 12:00	66.1	66.4	65.9	66.0	66.5	66.1	66.1
12:00 - 13:00	66.1	66.4	65.9	65.9	66.5	65.9	65.8
13:00 - 14:00	66.3	66.4	66.3	66.0	66.5	65.9	66.0
14:00 - 15:00	66.6	66.4	67.0	66.7	67.4	66.2	65.9
15:00 - 16:00	66.3	66.6	66.5	66.6	66.4	66.4	66.2
16:00 - 17:00	66.3	67.1	67.2	66.7	66.1	66.3	66.3
17:00 - 18:00	66.4	66.2	66.1	66.3	66.4	66.4	66.3
18:00 - 19:00	66.3	66.3	66.3	66.1	66.5	66.3	66.5
19:00 - 20:00	66.3	66.3	66.2	66.4	66.6	66.4	66.4
20:00 - 21:00	66.4	66.3	66.2	66.2	66.4	66.4	66.4
21:00 - 22:00	66.4	66.2	66.5	66.2	66.4	66.4	66.5
22:00 - 23:00	66.3	66.2	66.6	66.4	66.5	66.5	66.5
23:00 - 00:00	66.4	66.9	66.4	66.6	66.3	66.6	66.5
00:00 - 01:00	66.4	66.6	66.4	66.5	66.2	66.5	66.6
01:00 - 02:00	66.3	66.8	66.4	66.6	66.1	66.6	66.6
02:00 - 03:00	66.6	66.9	66.5	66.6	66.5	66.6	66.7
03:00 - 04:00	66.6	67.0	66.4	66.5	66.3	66.6	66.6
04:00 - 05:00	66.8	67.1	66.5	66.5	66.4	66.7	66.5
05:00 - 06:00	66.5	67.0	66.7	66.6	66.4	66.8	66.6
06:00 - 07:00	66.5	67.1	66.6	66.4	66.3	66.5	66.7
07:00 - 08:00	66.4	66.8	66.4	66.1	66.1	66.3	66.3
08:00 - 09:00	66.4	66.6	66.2	66.4	66.0	66.1	66.5
09:00 - 10:00	66.5	66.1	66.6	66.4	66.5	66.3	66.4
L90(avg)*	66.4	66.6	66.4	66.4	66.4	66.4	66.4

Remark : * Average time between 10:00-10:00

(Miss Katesarin Vorradetwittaya)
Environmental Scientist

Preeda S.
(Miss Preeda Somjai)
Technical Management Team

SECOT CO.,LTD
229 Rimklongprapa Rd.
Bangna, Bangkok 10260
Tel:+66(0)2959-3600 Fax:+66(0)2959-3535

Noise Monitoring Result : Community Noise
MTR-BSTE (Site 1)

Location : Boundary-S	Monitor Period : 03-10 May 2026
SLM Model : Cirrus CR161B	Serial No : G303821
Site Operator : Mr. Song Hengchwankun	

Calibrator Model : Cirrus CR:515	Serial No : 97097
Calibration Ref dB(A) : 94.0	Certified Date : 14 Oct 2025
SLM Reading / Adjust dB(A) : 93.7/0.0	Expire Date : 13 Oct 2026
Cal Sheet No.: CR-515-2026-115	

Time	Equivalent Sound Pressure Level (dB(A))						
	03-04 May 2026	04-05 May 2026	05-06 May 2026	06-07 May 2026	07-08 May 2026	08-09 May 2026	09-10 May 2026
10:00 - 11:00	62.5	64.2	63.3	62.9	63.0	65.1	63.1
11:00 - 12:00	62.7	62.4	62.9	62.1	61.3	64.2	63.1
12:00 - 13:00	62.1	62.1	61.5	63.3	60.3	61.5	63.0
13:00 - 14:00	61.8	63.5	65.8	62.3	64.3	63.3	62.6
14:00 - 15:00	62.0	63.1	62.3	63.2	66.1	64.0	62.9
15:00 - 16:00	62.2	63.8	60.5	62.3	64.4	62.3	63.7
16:00 - 17:00	62.1	62.8	59.9	60.4	61.7	61.1	63.8
17:00 - 18:00	62.7	62.3	63.1	62.3	62.1	61.8	64.6
18:00 - 19:00	63.7	62.6	60.5	60.2	61.6	61.4	63.2
19:00 - 20:00	63.0	62.9	59.9	60.6	61.6	62.0	62.9
20:00 - 21:00	63.6	63.2	60.2	60.2	59.8	61.1	63.0
21:00 - 22:00	63.0	63.2	60.7	60.8	61.5	60.6	63.7
22:00 - 23:00	62.2	65.9	63.5	64.2	63.9	63.4	63.4
23:00 - 00:00	62.3	66.2	64.0	64.4	63.3	63.9	63.0
00:00 - 01:00	62.3	63.6	63.7	63.2	62.8	63.4	63.1
01:00 - 02:00	62.5	62.6	63.5	63.2	62.8	63.5	62.6
02:00 - 03:00	62.3	62.8	63.8	63.4	63.1	63.5	62.4
03:00 - 04:00	63.0	63.0	63.6	63.2	64.1	63.6	62.9
04:00 - 05:00	62.1	62.7	63.3	63.3	63.9	63.9	63.5
05:00 - 06:00	61.5	62.8	62.8	66.0	64.1	63.2	63.4
06:00 - 07:00	62.2	62.8	63.2	63.7	63.5	63.2	63.3
07:00 - 08:00	61.9	62.9	65.4	63.5	63.2	62.6	63.3
08:00 - 09:00	63.2	63.9	65.5	63.1	63.6	62.9	63.0
09:00 - 10:00	65.1	64.7	66.5	64.0	68.3	63.9	63.0
Leq(24)*	62.7	63.5	63.3	63.0	63.5	63.0	63.2
Ldn	68.8	70.2	69.9	70.1	69.9	69.8	69.5
Lmax **	97.9	101.0	107.1	98.7	93.9	95.3	83.5
Standard-24Hr	70 dB(A)						
Standard-Max	115 dB(A)						

Remark : * Average time between 10:00-10:00
** Maximum Sound Pressure Level between 10:00-10:00

(Miss Katesarin Vorradetwittaya)
Environmental Scientist

Preeda S.
(Miss Preeda Somjai)
Technical Management Team

SECOT CO.,LTD
239 Kimkhongprapa Rd.
Bangrak, Bangkok 10600
Tel: 66(0)2959-3600 Fax: 66(0)2959-3535

Noise Monitoring Result : Background Noise
MTR-BSTE (Site 1)

Location : Boundary-S	Monitor Period : 03-10 May 2026
SLM Model : Cirrus CR161B	Serial No : G303821
Site Operator : Mr. Song Hengchwankun	

Calibrator Model : Cirrus CR:515	Serial No : 97097
Calibration Ref dB(A) : 94.0	Certified Date : 14 Oct 2025
SLM Reading / Adjust dB(A) : 93.7/0.0	Expire Date : 13 Oct 2026
Cal Sheet No.: CR-515-2026-115	

Time	L90 (dB(A))						
	03-04 May 2026	04-05 May 2026	05-06 May 2026	06-07 May 2026	07-08 May 2026	08-09 May 2026	09-10 May 2026
10:00 - 11:00	61.5	61.8	59.6	60.8	61.1	61.0	62.0
11:00 - 12:00	61.4	61.4	59.5	60.2	59.9	60.7	62.2
12:00 - 13:00	61.2	60.9	59.3	59.8	59.2	60.6	62.0
13:00 - 14:00	60.7	61.6	59.8	59.9	59.7	60.3	61.7
14:00 - 15:00	60.9	61.7	59.5	60.1	60.9	60.6	61.9
15:00 - 16:00	61.3	61.9	59.2	59.8	60.1	59.6	62.4
16:00 - 17:00	61.1	61.3	59.1	59.6	60.4	59.1	62.7
17:00 - 18:00	61.6	61.0	59.5	59.7	60.9	60.5	62.8
18:00 - 19:00	62.6	61.8	59.4	59.6	60.6	60.4	62.5
19:00 - 20:00	62.0	61.9	59.4	59.6	60.6	61.4	62.3
20:00 - 21:00	61.9	62.2	59.5	59.7	59.1	60.6	62.3
21:00 - 22:00	61.7	62.2	59.7	60.2	59.4	60.0	62.2
22:00 - 23:00	61.4	61.7	62.6	63.2	62.5	62.8	62.4
23:00 - 00:00	61.0	62.9	62.5	63.1	62.2	62.7	62.4
00:00 - 01:00	61.4	62.8	62.9	62.1	61.3	62.8	62.4
01:00 - 02:00	61.6	61.7	62.5	62.1	61.9	62.9	61.9
02:00 - 03:00	61.3	62.1	63.2	62.3	62.1	62.9	61.7
03:00 - 04:00	61.9	62.2	62.9	62.1	62.4	63.0	61.8
04:00 - 05:00	61.2	62.0	62.5	62.0	63.1	63.3	63.0
05:00 - 06:00	60.9	62.1	61.8	63.0	63.1	62.7	62.8
06:00 - 07:00	61.3	62.1	62.3	62.6	62.8	62.6	62.8
07:00 - 08:00	61.2	62.3	62.0	62.2	62.4	62.2	62.7
08:00 - 09:00	61.3	62.1	61.5	61.3	61.7	62.0	62.4
09:00 - 10:00	62.3	60.6	61.0	61.1	60.6	62.4	62.0
L90(avg)*	61.5	61.9	61.1	61.3	61.3	61.7	62.3

Remark : * Average time between 10:00-10:00

(Miss Katesarin Vorradetwittaya)
Environmental Scientist

Preeda S.
(Miss Preeda Somjai)
Technical Management Team

SECOT CO.,LTD
239 Kimkhongprapa Rd.
Bangrak, Bangkok 10600
Tel: 66(0)2959-3600 Fax: 66(0)2959-3535

Noise Monitoring Result : Community Noise
MTR-BSTE (Site 1)

Location : Boundary-E
SLM Model : Cirrus CR161B
Site Operator : Mr. Song Hengchwankun

Monitor Period : 03-10 May 2026
Serial No : G303827

Calibrator Model : Cirrus CR:515
Calibration Ref dB(A) : 94.0
SLM Reading / Adjust dB(A) : 93.6/0.1
Cal Sheet No.: CR-515-2026-115

Serial No : 97097
Certified Date : 14 Oct 2025
Expire Date : 13 Oct 2026

Time	Equivalent Sound Pressure Level (dB(A))						
	03-04 May 2026	04-05 May 2026	05-06 May 2026	06-07 May 2026	07-08 May 2026	08-09 May 2026	09-10 May 2026
09:00 - 10:00	59.1	62.2	57.6	55.6	57.5	57.8	58.9
10:00 - 11:00	58.6	61.3	59.9	55.4	56.7	54.8	55.2
11:00 - 12:00	58.4	60.3	60.4	56.1	54.8	53.7	56.2
12:00 - 13:00	58.3	58.1	59.2	57.4	54.8	53.9	53.0
13:00 - 14:00	57.8	56.9	63.8	55.3	54.0	53.9	54.8
14:00 - 15:00	58.0	59.7	58.0	55.4	53.4	54.0	55.0
15:00 - 16:00	58.1	57.9	55.5	54.9	53.3	55.5	56.3
16:00 - 17:00	56.4	58.0	56.0	54.8	55.0	54.4	55.3
17:00 - 18:00	58.9	58.1	56.8	56.8	56.6	56.0	55.0
18:00 - 19:00	59.7	58.3	56.8	55.5	55.5	55.8	55.5
19:00 - 20:00	59.0	58.1	56.4	55.8	55.1	55.5	54.8
20:00 - 21:00	58.2	57.2	55.3	53.7	54.6	54.4	54.0
21:00 - 22:00	58.1	57.2	55.3	54.5	54.0	54.3	53.8
22:00 - 23:00	58.2	65.7	56.9	56.6	55.1	54.6	54.0
23:00 - 00:00	58.0	64.8	56.6	56.2	54.9	54.4	53.4
00:00 - 01:00	56.2	59.4	56.3	56.3	55.0	54.7	53.6
01:00 - 02:00	57.9	57.9	56.2	56.0	54.8	54.6	53.6
02:00 - 03:00	58.3	57.4	56.3	55.9	55.4	54.8	53.5
03:00 - 04:00	58.4	57.2	56.6	56.0	55.4	54.7	53.5
04:00 - 05:00	58.1	57.3	56.4	56.4	55.4	54.8	56.0
05:00 - 06:00	59.9	58.2	56.7	59.8	55.8	55.0	54.2
06:00 - 07:00	59.4	58.7	57.9	56.9	56.9	55.9	55.1
07:00 - 08:00	59.5	61.0	61.0	57.6	59.0	56.4	54.9
08:00 - 09:00	60.9	59.1	56.4	56.1	55.4	55.8	53.5
Leq(24)*	58.7	60.0	58.1	56.2	55.5	55.1	54.9
Ldn	65.0	67.2	63.5	63.1	61.9	61.3	60.8
Lmax **	88.1	102.6	108.1	96.0	86.6	88.5	88.7
Standard-24Hr	70 dB(A)						
Standard-Max	115 dB(A)						

Remark : * Average time between 09:00-09:00
** Maximum Sound Pressure Level between 09:00-09:00

(Miss Katesarin Vorradetwittaya)
Environmental Scientist

Preeda S.
(Miss Preeda Somjai)
Technical Management Team

SLCOT Co.,LTD
238 Ratchadapisek Rd.
Dingdaeng, Bangkok 10600
Tel:+66(0)2959-5600 Fax:+66(0)2959-5535

Noise Monitoring Result : Background Noise
MTR-BSTE (Site 1)

Location : Boundary-E
SLM Model : Cirrus CR161B
Site Operator : Mr. Song Hengchwankun

Monitor Period : 03-10 May 2026
Serial No : G303827

Calibrator Model : Cirrus CR:515
Calibration Ref dB(A) : 94.0
SLM Reading / Adjust dB(A) : 93.6/0.1
Cal Sheet No.: CR-515-2026-115

Serial No : 97097
Certified Date : 14 Oct 2025
Expire Date : 13 Oct 2026

Time	L90 (dB(A))						
	03-04 May 2026	04-05 May 2026	05-06 May 2026	06-07 May 2026	07-08 May 2026	08-09 May 2026	09-10 May 2026
09:00 - 10:00	57.3	57.4	54.2	53.4	52.3	51.4	53.8
10:00 - 11:00	57.1	57.4	54.3	53.1	53.5	51.4	53.0
11:00 - 12:00	56.8	57.0	54.3	52.4	52.7	51.7	52.5
12:00 - 13:00	56.8	56.6	54.1	51.4	51.5	50.0	51.6
13:00 - 14:00	56.7	56.9	54.8	52.0	51.6	50.0	52.7
14:00 - 15:00	56.6	56.5	54.4	53.1	50.9	50.3	53.0
15:00 - 16:00	56.7	56.0	53.7	51.9	50.8	52.0	52.8
16:00 - 17:00	56.9	56.4	53.5	51.6	52.5	51.8	53.2
17:00 - 18:00	57.4	56.1	54.3	52.9	52.3	52.5	53.2
18:00 - 19:00	58.0	56.9	54.2	53.0	53.0	53.8	53.4
19:00 - 20:00	57.5	56.2	53.8	52.4	53.0	53.6	52.9
20:00 - 21:00	57.1	56.1	54.2	52.5	52.9	53.3	52.7
21:00 - 22:00	57.2	56.1	54.3	53.3	53.0	53.2	52.7
22:00 - 23:00	57.1	56.2	55.8	55.2	53.9	53.8	52.9
23:00 - 00:00	57.2	57.6	55.9	55.2	53.7	53.6	52.5
00:00 - 01:00	57.3	58.1	55.4	55.3	54.2	53.7	52.8
01:00 - 02:00	56.8	56.9	55.2	54.9	54.2	53.8	52.8
02:00 - 03:00	57.2	56.5	55.4	55.0	54.6	53.7	52.7
03:00 - 04:00	57.4	56.4	55.6	54.8	54.5	53.7	52.5
04:00 - 05:00	57.0	56.6	55.3	54.8	54.6	53.9	52.5
05:00 - 06:00	56.9	56.9	55.3	55.7	54.7	53.7	53.1
06:00 - 07:00	57.5	57.2	56.0	55.4	55.1	54.1	53.7
07:00 - 08:00	57.3	57.1	55.6	55.1	54.7	54.2	52.5
08:00 - 09:00	57.2	55.5	53.6	53.4	53.0	53.3	52.0
L90(avg)*	57.1	56.7	54.8	53.9	53.4	53.0	52.8

Remark : * Average time between 09:00-09:00

(Miss Katesarin Vorradetwittaya)
Environmental Scientist

Preeda S.
(Miss Preeda Somjai)
Technical Management Team

SLCOT Co.,LTD
238 Ratchadapisek Rd.
Dingdaeng, Bangkok 10600
Tel:+66(0)2959-5600 Fax:+66(0)2959-5535

Noise Monitoring Result : Community Noise
MTR-BSTE (Site 1)

Location : Boundary-W
SLM Model : Cirrus CR161B
Site Operator : Mr. Song Hengchwankun

Monitor Period : 03-10 May 2026
Serial No : G302630

Calibrator Model : Cirrus CR:515
Calibration Ref dB(A) : 94.0
SLM Reading / Adjust dB(A) : 93.7/0.0
Cal Sheet No.: CR-515-2026-115

Serial No : 97097
Certified Date : 14 Oct 2025
Expire Date : 13 Oct 2026

Time	Equivalent Sound Pressure Level (dB(A))						
	03-04 May 2026	04-05 May 2026	05-06 May 2026	06-07 May 2026	07-08 May 2026	08-09 May 2026	09-10 May 2026
10:00 - 11:00	66.0	69.6	65.5	66.6	68.7	66.5	65.7
11:00 - 12:00	64.9	66.3	68.0	66.2	67.6	66.6	66.4
12:00 - 13:00	62.7	66.6	66.3	64.4	64.9	65.0	65.0
13:00 - 14:00	65.5	64.5	68.9	65.3	67.4	64.8	64.3
14:00 - 15:00	64.2	64.3	67.7	65.4	66.4	65.9	63.9
15:00 - 16:00	64.3	65.2	66.6	65.1	67.6	66.1	64.1
16:00 - 17:00	64.3	66.1	65.8	65.6	66.3	63.5	65.4
17:00 - 18:00	66.6	68.3	68.3	67.1	68.0	68.1	67.6
18:00 - 19:00	63.9	65.8	68.0	67.8	66.9	67.3	65.2
19:00 - 20:00	65.0	68.0	69.6	67.5	69.3	68.6	66.4
20:00 - 21:00	65.8	65.5	70.2	66.3	65.8	68.6	64.8
21:00 - 22:00	62.4	63.8	67.3	65.1	62.3	62.7	63.1
22:00 - 23:00	62.9	66.2	69.5	64.5	63.9	63.8	64.3
23:00 - 00:00	62.7	67.2	66.2	64.5	62.3	64.3	62.6
00:00 - 01:00	63.5	66.4	63.6	64.0	63.8	64.0	63.4
01:00 - 02:00	62.6	63.9	62.9	63.2	60.6	66.6	61.6
02:00 - 03:00	64.0	63.4	63.7	63.1	61.7	62.9	62.2
03:00 - 04:00	65.5	64.9	64.3	63.5	63.0	62.8	64.0
04:00 - 05:00	64.5	66.1	64.5	64.1	61.2	64.3	62.9
05:00 - 06:00	65.8	64.6	64.2	66.6	64.8	66.1	64.1
06:00 - 07:00	67.2	67.8	67.5	68.4	67.2	67.2	67.1
07:00 - 08:00	69.6	70.0	70.0	70.1	69.7	70.1	67.5
08:00 - 09:00	66.8	68.0	68.6	68.1	67.1	66.5	65.1
09:00 - 10:00	67.9	66.1	67.7	65.8	67.4	65.2	66.9
Leq(24)*	65.3	66.7	67.4	66.1	66.3	66.2	65.0
Ldn	71.2	72.7	72.5	71.7	70.8	71.7	70.8
Lmax **	103.5	108.3	110.8	101.1	101.3	102.6	99.0
Standard-24Hr	70 dB(A)						
Standard-Max	115 dB(A)						

Remark : * Average time between 10:00-10:00
** Maximum Sound Pressure Level between 10:00-10:00

(Miss Katesarin Vorradetwittaya)
Environmental Scientist

Preeda S.
(Miss Preeda Somjai)
Technical Management Team

SECOT CO.,LTD
279 Bankhunprapa Rd.
Bangna, Bangkok 10260
Tel.+66(0)2969-3000 Fax:+66(0)2969-3535

Noise Monitoring Result : Background Noise
MTR-BSTE (Site 1)

Location : Boundary-W
SLM Model : Cirrus CR161B
Site Operator : Mr. Song Hengchwankun

Monitor Period : 03-10 May 2026
Serial No : G302630

Calibrator Model : Cirrus CR:515
Calibration Ref dB(A) : 94.0
SLM Reading / Adjust dB(A) : 93.7/0.0
Cal Sheet No.: CR-515-2026-115

Serial No : 97097
Certified Date : 14 Oct 2025
Expire Date : 13 Oct 2026

Time	L90 (dB(A))						
	03-04 May 2026	04-05 May 2026	05-06 May 2026	06-07 May 2026	07-08 May 2026	08-09 May 2026	09-10 May 2026
10:00 - 11:00	61.2	60.4	60.2	60.2	60.7	60.1	59.8
11:00 - 12:00	60.1	59.8	59.1	57.2	56.8	59.3	59.6
12:00 - 13:00	59.6	59.3	58.5	56.5	58.2	59.4	59.3
13:00 - 14:00	60.3	59.2	60.1	57.9	58.8	59.6	58.9
14:00 - 15:00	61.0	59.2	60.6	58.1	59.9	59.4	58.7
15:00 - 16:00	59.9	60.3	59.9	58.0	59.0	60.2	58.8
16:00 - 17:00	59.8	60.0	59.5	58.0	58.5	58.7	59.3
17:00 - 18:00	60.0	59.7	59.5	57.8	58.7	59.0	58.1
18:00 - 19:00	60.0	59.7	61.1	58.9	58.5	59.9	58.2
19:00 - 20:00	59.9	60.3	61.3	59.3	59.8	60.6	58.5
20:00 - 21:00	60.2	60.0	61.7	59.1	58.7	60.1	59.9
21:00 - 22:00	60.0	59.6	64.2	62.3	58.4	60.8	60.0
22:00 - 23:00	59.8	60.9	64.0	62.2	58.3	60.8	59.8
23:00 - 00:00	59.9	62.5	60.4	61.9	58.3	60.4	59.6
00:00 - 01:00	59.8	63.2	60.4	61.5	58.9	60.8	59.9
01:00 - 02:00	60.1	62.3	60.4	61.6	59.1	60.5	59.8
02:00 - 03:00	61.9	62.1	60.4	61.4	59.7	60.4	60.0
03:00 - 04:00	62.1	62.7	60.3	61.5	59.6	60.6	60.1
04:00 - 05:00	62.5	63.6	60.4	61.6	59.6	60.5	60.4
05:00 - 06:00	62.2	62.6	60.6	62.3	60.6	60.6	60.6
06:00 - 07:00	62.6	62.7	61.2	64.2	59.9	61.1	60.1
07:00 - 08:00	63.2	63.7	62.9	62.4	60.9	62.3	59.8
08:00 - 09:00	60.2	62.2	58.9	59.9	58.7	60.0	59.0
09:00 - 10:00	60.5	61.1	61.8	60.2	60.5	59.6	59.0
L90(avg)*	60.8	61.4	61.0	60.6	59.3	60.3	59.5

Remark : * Average time between 10:00-10:00

(Miss Katesarin Vorradetwittaya)
Environmental Scientist

Preeda S.
(Miss Preeda Somjai)
Technical Management Team

SECOT CO.,LTD
279 Bankhunprapa Rd.
Bangna, Bangkok 10260
Tel.+66(0)2969-3000 Fax:+66(0)2969-3535

Noise Monitoring Result : Community Noise
MTR-BSTE (Site 1)

Location : Takuan-Ao Pradu Community
Monitor Period : 03-10 May 2026
SLM Model : Cirrus CR161B
Serial No : G301331
Site Operator : Mr. Song Hengchwankun

Calibrator Model : Cirrus CR:515
Serial No : 97097
Calibration Ref dB(A) : 94.0
Certified Date : 14 Oct 2025
SLM Reading / Adjust dB(A) : 93.7/0.0
Expire Date : 13 Oct 2026
Cal Sheet No.: CR-515-2026-115

Time	Equivalent Sound Pressure Level (dB(A))						
	03-04 May 2026	04-05 May 2026	05-06 May 2026	06-07 May 2026	07-08 May 2026	08-09 May 2026	09-10 May 2026
12:00 - 13:00	62.2	47.7	51.4	49.2	56.4	50.2	46.7
13:00 - 14:00	48.8	47.1	64.9	49.0	59.7	47.8	45.8
14:00 - 15:00	46.3	45.8	57.5	50.8	58.9	56.9	47.1
15:00 - 16:00	48.4	48.7	52.3	50.2	57.4	60.2	47.6
16:00 - 17:00	49.0	49.8	54.9	51.8	82.6	53.4	49.3
17:00 - 18:00	58.4	57.4	50.8	55.9	84.0	52.5	50.4
18:00 - 19:00	56.3	59.3	55.5	60.2	84.8	56.5	52.3
19:00 - 20:00	45.7	49.8	49.7	46.6	83.9	49.7	47.7
20:00 - 21:00	46.4	47.1	48.0	44.1	82.6	51.6	47.3
21:00 - 22:00	50.0	48.0	46.0	44.1	81.0	51.8	50.4
22:00 - 23:00	49.4	61.3	48.4	49.2	55.0	50.8	50.4
23:00 - 00:00	50.5	69.6	50.7	44.8	55.4	54.2	45.5
00:00 - 01:00	49.0	55.7	51.5	49.8	48.5	51.2	45.5
01:00 - 02:00	47.3	51.0	48.7	47.5	48.7	53.4	49.7
02:00 - 03:00	48.7	49.8	48.5	46.1	48.9	50.8	48.8
03:00 - 04:00	50.0	49.7	49.3	49.3	49.5	50.4	47.9
04:00 - 05:00	52.8	51.5	49.4	49.1	50.7	50.7	53.3
05:00 - 06:00	53.5	55.1	53.2	60.0	54.7	54.5	54.1
06:00 - 07:00	52.1	54.7	52.4	54.9	53.4	54.4	56.4
07:00 - 08:00	50.7	52.5	50.4	54.4	50.1	53.3	51.2
08:00 - 09:00	50.2	49.7	48.9	53.7	49.6	52.6	46.6
09:00 - 10:00	47.0	58.1	46.7	53.4	49.7	51.8	47.6
10:00 - 11:00	45.5	63.1	47.9	60.9	48.9	52.3	47.5
11:00 - 12:00	46.1	46.6	52.1	67.0	50.5	46.1	49.4
Leq(24)*	52.9	58.5	54.3	54.2	77.3	53.5	50.2
Ldn	57.8	67.1	58.2	59.7	77.4	59.2	57.7
Lmax **	90.0	104.7	110.2	88.4	115.7	93.4	80.8
Standard-24Hr	70 dB(A)						
Standard-Max	115 dB(A)						

Remark : * Average time between 12:00-12:00
** Maximum Sound Pressure Level between 12:00-12:00

(Miss Katesarin Vorradetwittaya)
Environmental Scientist

Preeda S.
(Miss Preeda Somjai)
Technical Management Team

SECOT CO.,LTD
7/38 Ramkhamhaeng Rd.
Bangna, Bangkok 10800
Tel:+66(0)2959-3600 Fax:+66(0)2959-3535

Noise Monitoring Result : Background Noise
MTR-BSTE (Site 1)

Location : Takuan-Ao Pradu Community
Monitor Period : 03-10 May 2026
SLM Model : Cirrus CR161B
Serial No : G301331
Site Operator : Mr. Song Hengchwankun

Calibrator Model : Cirrus CR:515
Serial No : 97097
Calibration Ref dB(A) : 94.0
Certified Date : 14 Oct 2025
SLM Reading / Adjust dB(A) : 93.7/0.0
Expire Date : 13 Oct 2026
Cal Sheet No.: CR-515-2026-115

Time	L90 (dB(A))						
	03-04 May 2026	04-05 May 2026	05-06 May 2026	06-07 May 2026	07-08 May 2026	08-09 May 2026	09-10 May 2026
12:00 - 13:00	47.7	42.4	42.8	43.4	54.5	47.6	42.7
13:00 - 14:00	47.6	43.9	52.2	44.2	58.3	46.0	41.4
14:00 - 15:00	46.5	44.1	52.4	48.4	56.2	48.4	42.3
15:00 - 16:00	47.2	45.7	50.6	48.0	56.6	50.5	44.0
16:00 - 17:00	45.8	47.3	47.8	48.3	82.2	49.8	46.1
17:00 - 18:00	49.9	48.9	46.7	47.9	83.3	47.6	47.3
18:00 - 19:00	52.1	54.9	50.6	51.7	84.1	49.4	49.7
19:00 - 20:00	43.9	49.7	48.1	43.4	83.2	48.1	45.7
20:00 - 21:00	43.5	43.2	45.8	42.1	81.7	46.7	42.6
21:00 - 22:00	45.6	43.1	45.1	41.9	79.9	49.3	45.3
22:00 - 23:00	47.0	45.6	47.0	45.1	50.7	49.4	44.6
23:00 - 00:00	46.9	61.9	49.5	43.7	48.9	49.0	44.7
00:00 - 01:00	47.0	54.3	48.9	46.6	46.5	48.7	45.0
01:00 - 02:00	45.5	49.1	46.0	46.1	47.3	49.1	46.4
02:00 - 03:00	47.6	49.3	46.0	44.4	47.5	49.2	47.3
03:00 - 04:00	47.4	49.2	48.5	45.1	48.1	48.3	47.1
04:00 - 05:00	48.3	50.1	47.3	44.8	48.6	47.9	49.1
05:00 - 06:00	49.8	51.3	49.2	56.5	51.3	51.0	50.9
06:00 - 07:00	49.3	51.6	49.0	52.0	50.9	51.1	53.6
07:00 - 08:00	48.1	50.0	45.4	51.7	46.1	51.0	47.4
08:00 - 09:00	47.0	45.9	43.6	51.6	45.1	50.8	42.9
09:00 - 10:00	43.0	54.5	40.5	50.3	42.6	46.6	41.6
10:00 - 11:00	42.2	52.6	40.9	57.3	42.7	43.8	41.2
11:00 - 12:00	41.7	43.8	41.9	51.4	42.7	43.2	43.7
L90(avg)*	47.4	52.0	48.1	50.0	76.6	48.9	46.8

Remark : * Average time between 12:00-12:00

(Miss Katesarin Vorradetwittaya)
Environmental Scientist

Preeda S.
(Miss Preeda Somjai)
Technical Management Team

SECOT CO.,LTD
209 Ramkhamhaeng Rd.
Bangna, Bangkok 10800
Tel:+66(0)2959-3600 Fax:+66(0)2959-3535

Noise Monitoring Result : Community Noise
MTR-BSTE (Site 1)

Location : Soi Ruam Pattana	Monitor Period : 03-10 May 2026
SLM Model : Cirrus CR161B	Serial No : G301339
Site Operator : Mr. Song Hengchwankun	

Calibrator Model : Cirrus CR:515	Serial No : 97097
Calibration Ref dB(A) : 94.0	Certified Date : 14 Oct 2025
SLM Reading / Adjust dB(A) : 93.7/0.0	Expire Date : 13 Oct 2026
Cal Sheet No.: CR-515-2026-115	

Time	Equivalent Sound Pressure Level (dB(A))						
	03-04 May 2026	04-05 May 2026	05-06 May 2026	06-07 May 2026	07-08 May 2026	08-09 May 2026	09-10 May 2026
12:00 - 13:00	54.3	54.3	51.9	52.2	53.0	52.3	51.5
13:00 - 14:00	54.5	52.2	53.7	50.2	52.0	53.2	49.6
14:00 - 15:00	53.9	50.6	53.5	51.4	49.5	52.8	51.3
15:00 - 16:00	53.3	52.1	50.4	52.7	50.0	51.7	51.0
16:00 - 17:00	53.9	52.5	51.8	53.2	53.2	53.1	53.3
17:00 - 18:00	55.3	53.1	54.7	53.5	54.1	55.3	55.3
18:00 - 19:00	54.0	55.4	54.4	55.1	55.3	51.9	53.8
19:00 - 20:00	51.9	54.1	54.3	54.6	54.6	53.8	51.5
20:00 - 21:00	51.6	53.4	52.6	51.9	51.9	51.1	52.6
21:00 - 22:00	46.2	50.7	50.4	50.5	50.7	50.0	50.1
22:00 - 23:00	47.5	49.6	50.1	48.9	49.3	46.8	48.3
23:00 - 00:00	44.0	51.2	47.5	46.3	47.6	45.7	46.1
00:00 - 01:00	45.5	51.1	46.9	45.2	46.0	44.9	46.2
01:00 - 02:00	42.6	46.5	46.8	45.1	44.3	41.7	44.3
02:00 - 03:00	44.7	45.6	52.5	43.1	43.4	45.7	49.8
03:00 - 04:00	43.8	51.2	49.0	43.6	46.0	43.7	44.4
04:00 - 05:00	44.6	48.5	45.5	44.9	52.4	42.6	45.3
05:00 - 06:00	51.5	48.3	46.8	53.8	54.6	51.3	51.5
06:00 - 07:00	51.9	54.7	54.8	53.5	53.3	53.0	53.7
07:00 - 08:00	54.6	56.4	51.6	54.5	55.2	56.1	51.8
08:00 - 09:00	52.4	55.9	53.1	51.1	50.3	50.9	53.1
09:00 - 10:00	51.2	55.7	53.5	50.8	50.6	52.4	54.8
10:00 - 11:00	50.6	52.1	53.9	52.9	50.4	51.9	51.6
11:00 - 12:00	51.4	50.7	51.9	52.2	51.6	52.2	55.6
Leq(24)*	51.7	52.7	52.1	51.7	51.8	51.6	51.7
Ldn	55.3	57.5	57.0	56.2	57.1	55.4	56.2
Lmax **	100.1	86.1	80.4	81.8	94.0	83.5	91.0
Standard-24Hr	70 dB(A)						
Standard-Max	115 dB(A)						

Remark : * Average time between 12:00-12:00
** Maximum Sound Pressure Level between 12:00-12:00

(Miss Katesarin Vorradetwittaya)
Environmental Scientist

Preeda S.
(Miss Preeda Somjai)
Technical Management Team

SECOT CO.,LTD
239 Ramkhamhaeng Rd.
Bangrak, Bangkok 10600
Tel:+66(0)2959-5000 Fax:+66(0)2959-5555

Noise Monitoring Result : Background Noise
MTR-BSTE (Site 1)

Location : Soi Ruam Pattana	Monitor Period : 03-10 May 2026
SLM Model : Cirrus CR161B	Serial No : G301339
Site Operator : Mr. Song Hengchwankun	

Calibrator Model : Cirrus CR:515	Serial No : 97097
Calibration Ref dB(A) : 94.0	Certified Date : 14 Oct 2025
SLM Reading / Adjust dB(A) : 93.7/0.0	Expire Date : 13 Oct 2026
Cal Sheet No.: CR-515-2026-115	

Time	L90 (dB(A))						
	03-04 May 2026	04-05 May 2026	05-06 May 2026	06-07 May 2026	07-08 May 2026	08-09 May 2026	09-10 May 2026
12:00 - 13:00	50.5	46.3	44.9	45.2	47.3	46.4	46.2
13:00 - 14:00	47.8	45.9	48.0	45.0	45.9	45.4	43.6
14:00 - 15:00	49.6	47.4	48.5	47.8	44.4	49.6	45.8
15:00 - 16:00	49.1	46.6	44.8	47.4	44.8	47.8	48.1
16:00 - 17:00	50.0	47.8	47.3	50.1	49.3	48.5	51.2
17:00 - 18:00	50.6	48.8	49.3	49.1	49.0	50.3	50.0
18:00 - 19:00	49.7	50.7	51.4	50.5	49.7	48.1	49.4
19:00 - 20:00	47.1	49.7	49.4	49.1	51.0	48.5	48.6
20:00 - 21:00	46.3	50.0	47.1	47.2	48.0	46.3	48.2
21:00 - 22:00	44.0	47.9	46.4	47.0	48.5	46.0	46.0
22:00 - 23:00	43.5	46.5	45.3	44.7	47.6	44.8	44.6
23:00 - 00:00	42.6	47.3	44.8	43.7	45.5	43.7	43.5
00:00 - 01:00	42.8	49.5	42.8	44.4	44.1	42.2	43.7
01:00 - 02:00	41.0	46.4	42.6	43.8	43.7	40.4	42.9
02:00 - 03:00	41.5	45.1	43.8	42.5	42.8	41.5	43.1
03:00 - 04:00	41.8	43.8	47.2	41.6	41.7	40.8	42.9
04:00 - 05:00	42.2	42.2	43.5	43.2	41.7	41.3	43.8
05:00 - 06:00	46.1	42.7	43.5	49.2	47.4	47.2	46.4
06:00 - 07:00	48.4	48.9	50.1	49.3	49.6	49.3	49.2
07:00 - 08:00	47.5	51.3	46.6	49.1	49.7	47.5	46.4
08:00 - 09:00	46.1	52.1	48.8	47.3	45.6	45.5	47.7
09:00 - 10:00	44.8	50.2	48.2	44.9	44.8	46.8	45.4
10:00 - 11:00	44.7	46.7	47.4	48.2	44.1	46.7	45.4
11:00 - 12:00	46.1	45.7	46.1	48.2	45.2	45.0	46.4
L90(avg)*	47.0	48.2	47.2	47.3	47.1	46.8	46.9

Remark : * Average time between 12:00-12:00

(Miss Katesarin Vorradetwittaya)
Environmental Scientist

Preeda S.
(Miss Preeda Somjai)
Technical Management Team

SECOT CO.,LTD
239 Ramkhamhaeng Rd.
Bangrak, Bangkok 10600
Tel:+66(0)2959-5000 Fax:+66(0)2959-5555

Noise Monitoring Result : Community Noise
MTR-BSTE (Site 1)

Location : Wat Takuan Kongkaram
Monitor Period : 03-10 May 2026
SLM Model : Cirrus CR161B
Serial No : G303836
Site Operator : Mr. Song Hengchwankun

Calibrator Model : Cirrus CR:515
Serial No : 97097
Calibration Ref dB(A) : 94.0
Certified Date : 14 Oct 2025
SLM Reading / Adjust dB(A) : 93.7/0.0
Expire Date : 13 Oct 2026
Cal Sheet No.: CR-515-2026-115

Time	Equivalent Sound Pressure Level (dB(A))						
	03-04 May 2026	04-05 May 2026	05-06 May 2026	06-07 May 2026	07-08 May 2026	08-09 May 2026	09-10 May 2026
12:00 - 13:00	57.7	57.1	60.1	63.2	57.4	59.6	55.3
13:00 - 14:00	57.1	58.7	62.0	61.1	56.8	59.3	55.8
14:00 - 15:00	52.4	64.0	58.8	61.7	51.8	57.5	59.4
15:00 - 16:00	51.3	54.8	55.1	56.6	49.8	56.5	57.5
16:00 - 17:00	52.8	58.1	56.8	52.2	51.7	53.7	49.2
17:00 - 18:00	54.1	52.4	53.6	49.5	52.3	49.1	49.7
18:00 - 19:00	58.2	56.0	57.8	49.5	52.2	54.8	54.7
19:00 - 20:00	54.8	44.1	45.3	43.1	45.3	45.6	45.5
20:00 - 21:00	53.8	44.1	45.1	42.7	43.2	46.4	42.6
21:00 - 22:00	53.7	43.6	45.0	43.1	45.5	46.0	47.7
22:00 - 23:00	47.5	67.4	45.6	46.3	43.3	45.3	42.1
23:00 - 00:00	43.0	66.0	45.0	45.4	44.7	46.4	42.4
00:00 - 01:00	42.3	58.1	45.1	45.7	45.0	43.2	42.6
01:00 - 02:00	42.0	49.7	45.1	45.1	43.8	45.9	42.4
02:00 - 03:00	43.2	46.5	48.0	43.9	43.5	52.6	43.3
03:00 - 04:00	46.2	45.8	44.4	45.5	49.3	45.3	44.3
04:00 - 05:00	45.8	47.3	47.5	47.3	46.5	51.0	45.9
05:00 - 06:00	57.9	59.9	53.5	53.4	54.1	57.5	56.6
06:00 - 07:00	51.0	56.5	57.3	52.6	52.7	54.1	54.6
07:00 - 08:00	57.2	54.9	58.4	59.0	56.2	56.5	60.5
08:00 - 09:00	61.0	57.5	60.7	54.8	59.2	58.6	60.6
09:00 - 10:00	60.4	61.9	62.2	60.9	57.6	60.6	60.3
10:00 - 11:00	60.3	59.5	62.4	63.7	58.5	59.1	65.9
11:00 - 12:00	58.8	61.0	61.5	60.4	57.1	58.6	65.0
Leq(24)*	55.7	59.6	57.3	57.0	53.7	55.8	57.7
Ldn	58.6	67.3	59.7	58.8	57.1	59.3	59.7
Lmax **	68.7	93.7	104.1	96.6	81.7	87.8	104.4
Standard-24Hr	70 dB(A)						
Standard-Max	115 dB(A)						

Remark : * Average time between 12:00-12:00
** Maximum Sound Pressure Level between 12:00-12:00

(Miss Katesarin Vorradetwittaya)
Environmental Scientist

Preeda S.
(Miss Preeda Somjai)
Technical Management Team

Noise Monitoring Result : Background Noise
MTR-BSTE (Site 1)

Location : Wat Takuan Kongkaram
Monitor Period : 03-10 May 2026
SLM Model : Cirrus CR161B
Serial No : G303836
Site Operator : Mr. Song Hengchwankun

Calibrator Model : Cirrus CR:515
Serial No : 97097
Calibration Ref dB(A) : 94.0
Certified Date : 14 Oct 2025
SLM Reading / Adjust dB(A) : 93.7/0.0
Expire Date : 13 Oct 2026
Cal Sheet No.: CR-515-2026-115

Time	L90 (dB(A))						
	03-04 May 2026	04-05 May 2026	05-06 May 2026	06-07 May 2026	07-08 May 2026	08-09 May 2026	09-10 May 2026
12:00 - 13:00	53.0	54.7	55.9	59.1	54.7	57.4	53.6
13:00 - 14:00	54.1	54.7	57.0	59.6	54.6	57.7	53.6
14:00 - 15:00	48.1	61.6	54.9	50.1	48.8	53.7	58.0
15:00 - 16:00	46.0	50.8	51.9	53.1	47.7	53.9	51.8
16:00 - 17:00	51.4	53.6	49.6	49.9	48.1	48.2	47.5
17:00 - 18:00	53.0	50.0	47.5	45.0	46.0	46.1	45.3
18:00 - 19:00	56.2	46.3	46.0	44.4	44.9	45.7	48.0
19:00 - 20:00	52.3	43.7	44.9	42.4	42.7	45.1	43.8
20:00 - 21:00	51.2	43.1	44.3	41.4	42.0	45.1	41.2
21:00 - 22:00	50.1	42.9	44.3	41.9	42.8	44.5	42.6
22:00 - 23:00	45.9	45.8	44.9	44.0	42.5	44.5	41.1
23:00 - 00:00	41.9	61.2	44.1	44.3	42.6	42.9	40.6
00:00 - 01:00	41.7	58.0	44.3	44.3	43.6	41.9	40.3
01:00 - 02:00	41.6	46.0	44.3	41.9	42.9	41.3	40.8
02:00 - 03:00	42.4	45.8	44.1	41.0	42.7	40.3	40.5
03:00 - 04:00	41.8	45.0	43.4	40.7	42.9	42.6	40.5
04:00 - 05:00	41.3	44.7	43.3	42.0	42.9	40.4	41.6
05:00 - 06:00	44.3	47.5	46.3	47.4	47.4	46.6	50.4
06:00 - 07:00	47.3	50.9	52.8	49.5	49.9	49.6	51.8
07:00 - 08:00	50.9	51.7	52.7	55.3	50.8	54.3	58.4
08:00 - 09:00	57.0	53.4	57.0	53.1	54.5	54.8	58.7
09:00 - 10:00	56.6	56.1	58.0	57.5	55.6	56.7	61.1
10:00 - 11:00	56.3	57.3	60.2	61.1	57.1	57.4	63.4
11:00 - 12:00	55.4	57.6	59.2	58.1	55.6	55.2	63.1
L90(avg)*	52.0	54.7	53.4	54.2	50.7	52.5	55.6

Remark : * Average time between 12:00-12:00

(Miss Katesarin Vorradetwittaya)
Environmental Scientist

Preeda S.
(Miss Preeda Somjai)
Technical Management Team

ใบรับรองผลการตรวจวัดคุณภาพดิน

บริษัท ซีคอท จำกัด
SECOT CO., LTD.
239 ถนนริมคลองประปา แขวงบางซื่อ เขตบางซื่อ กรุงเทพมหานคร 10800
239 RIMKLONGPRAPA ROAD, BANGSUE, BANGKOK 10800, THAILAND
TEL. (662) 959-3600 FAX (662) 959-3535 Website : secot.co.th E-mail : envserv@secot.co.th

SOIL SAMPLES ANALYSIS REPORT

CLIENT NAME	: BST Elastomers Co., Ltd. (BSTE)	REQUEST SERVICE No :	0731/67
SAMPLING BY	: SECOT Co., Ltd.	SAMPLING METHOD	: Pneumatic Bladder Pump
SAMPLING DATE	: 10/04/2024	SAMPLING TIME	: 14:22-14:34
RECEIVED DATE	: 12/04/2024	ANALYTICAL DATE	: 19-20/04/2024
REPORT DATE	: 24/04/2024	SITE OPERATOR	: Mr. Anwat Pimwanna
SAMPLE CONDITION	: Normal	FILE CODE	: 224056_SOIL_April

PARAMETER	UNIT	ANALYSIS METHODS	ND (non-detectable)	STATION MW1	STANDARD[1/]
1,3-Butadiene	mg/kg	SW 846 5035A /8260D	< 0.001	ND	-
Styrene	mg/kg	SW 846 5035A /8260D	< 0.00025	ND	≤ 1,700

REFERENCE : US EPA SW 846 TEST METHODS FOR EVALUATING WATER AND SOLID WASTE 3rd ED., 2020

Jutarat Jaemnuen
(Miss Jutarat Jaemnuen)
Analyst
REG. NO. 7-239-0-0022

(Mrs. Araya Tipparuk)
Technical Management Team
REG. NO. 7-239-0-0004

Remark : 1. Reported analysis refers to submitted sample only.
2. This report shall not be reproduced, except in full, without official approval.
3. [1/] Notification of the Ministry of Industry, B.E.2559 (2016).

บริษัท ซีคอท จำกัด
SECOT CO., LTD.
239 ถนนริมคลองประปา แขวงบางซื่อ เขตบางซื่อ กรุงเทพมหานคร 10800
239 RIMKLONGPRAPA ROAD, BANGSUE, BANGKOK 10800, THAILAND
TEL. (662) 959-3600 FAX (662) 959-3535 Website : secot.co.th E-mail : envserv@secot.co.th

SOIL SAMPLES ANALYSIS REPORT

CLIENT NAME	: BST Elastomers Co., Ltd. (BSTE)	REQUEST SERVICE No :	0731/67
SAMPLING BY	: SECOT Co., Ltd.	SAMPLING METHOD	: Pneumatic Bladder Pump
SAMPLING DATE	: 11/04/2024	SAMPLING TIME	: 11:13-11:24
RECEIVED DATE	: 12/04/2024	ANALYTICAL DATE	: 19-20/04/2024
REPORT DATE	: 24/04/2024	SITE OPERATOR	: Mr. Anwat Pimwanna
SAMPLE CONDITION	: Normal	FILE CODE	: 224056_SOIL_April

PARAMETER	UNIT	ANALYSIS METHODS	ND (non-detectable)	STATION MW2	STANDARD[1/]
1,3-Butadiene	mg/kg	SW 846 5035A /8260D	< 0.001	ND	-
Styrene	mg/kg	SW 846 5035A /8260D	< 0.00025	ND	≤ 1,700

REFERENCE : US EPA SW 846 TEST METHODS FOR EVALUATING WATER AND SOLID WASTE 3rd ED., 2020

Jutarat Jaemnuen
(Miss Jutarat Jaemnuen)
Analyst
REG. NO. 7-239-0-0022

(Mrs. Araya Tipparuk)
Technical Management Team
REG. NO. 7-239-0-0004

Remark : 1. Reported analysis refers to submitted sample only.
2. This report shall not be reproduced, except in full, without official approval.
3. [1/] Notification of the Ministry of Industry, B.E.2559 (2016).

บริษัท ซีคอท จำกัด
SECOT CO., LTD.
239 ถนนริมคลองประปา แขวงบางซื่อ เขตบางซื่อ กรุงเทพมหานคร 10800
239 RIMKLONGPRAPA ROAD, BANGSUE, BANGKOK 10800, THAILAND
TEL. (662) 959-3600 FAX (662) 959-3535 Website : secot.co.th E-mail : envserv@secot.co.th

SOIL SAMPLES ANALYSIS REPORT

CLIENT NAME	: BST Elastomers Co., Ltd. (BSTE)	REQUEST SERVICE No :	0731/67
SAMPLING BY	: SECOT Co., Ltd.	SAMPLING METHOD	: Pneumatic Bladder Pump
SAMPLING DATE	: 11/04/2024	SAMPLING TIME	: 10:37-10:47
RECEIVED DATE	: 12/04/2024	ANALYTICAL DATE	: 19-20/04/2024
REPORT DATE	: 24/04/2024	SITE OPERATOR	: Mr. Aniwat Pimwanna
SAMPLE CONDITION	: Normal	FILE CODE	: 224056_SOIL_April

PARAMETER	UNIT	ANALYSIS METHODS	ND (non-detectable)	STATION MW3	STANDARD[1/]
1,3-Butadiene	mg/kg	SW 846 5035A /8260D	< 0.001	ND	-
Styrene	mg/kg	SW 846 5035A /8260D	< 0.00025	ND	≤ 1,700

REFERENCE : US EPA SW 846 TEST METHODS FOR EVALUATING WATER AND SOLID WASTE, 3rd ED., 2020.

Jutarat Jaemruen
(Miss Jutarat Jaemruen)
Analyst
REG. NO. 2-239-0-0022

(Mrs. Araya Tipparuk)
Technical Management Team
REG. NO. 2-239-0-0004

Remark : 1. Reported analysis refers to submitted sample only.
2. This report shall not be reproduced, except in full, without official approval.
3. [1/] Notification of the Ministry of Industry, B.E.2559 (2016).

บริษัท ซีคอท จำกัด
SECOT CO., LTD.
239 ถนนริมคลองประปา แขวงบางซื่อ เขตบางซื่อ กรุงเทพมหานคร 10800
239 RIMKLONGPRAPA ROAD, BANGSUE, BANGKOK 10800, THAILAND
TEL. (662) 959-3600 FAX (662) 959-3535 Website : secot.co.th E-mail : envserv@secot.co.th

SOIL SAMPLES ANALYSIS REPORT

CLIENT NAME	: BST Elastomers Co., Ltd. (BSTE)	REQUEST SERVICE No :	0731/67
SAMPLING BY	: SECOT Co., Ltd.	SAMPLING METHOD	: Pneumatic Bladder Pump
SAMPLING DATE	: 10/04/2024	SAMPLING TIME	: 17:02-17:11
RECEIVED DATE	: 12/04/2024	ANALYTICAL DATE	: 19-20/04/2024
REPORT DATE	: 24/04/2024	SITE OPERATOR	: Mr. Aniwat Pimwanna
SAMPLE CONDITION	: Normal	FILE CODE	: 224056_SOIL_April

PARAMETER	UNIT	ANALYSIS METHODS	ND (non-detectable)	STATION MW4	STANDARD[1/]
1,3-Butadiene	mg/kg	SW 846 5035A /8260D	< 0.001	ND	-
Styrene	mg/kg	SW 846 5035A /8260D	< 0.00025	ND	≤ 1,700

REFERENCE : US EPA SW 846 TEST METHODS FOR EVALUATING WATER AND SOLID WASTE, 3rd ED., 2020.

Jutarat Jaemruen
(Miss Jutarat Jaemruen)
Analyst
REG. NO. 2-239-0-0022

(Mrs. Araya Tipparuk)
Technical Management Team
REG. NO. 2-239-0-0004

Remark : 1. Reported analysis refers to submitted sample only.
2. This report shall not be reproduced, except in full, without official approval.
3. [1/] Notification of the Ministry of Industry, B.E.2559 (2016).

บริษัท ซีคอท จำกัด
SECOT CO., LTD.
239 ถนนริมคลองประปา แขวงบางซื่อ เขตบางซื่อ กรุงเทพมหานคร 10800
239 RIMKLONGPRAPA ROAD, BANGSUE, BANGKOK 10800, THAILAND
TEL. (662) 959-3600 FAX (662) 959-3535 Website : secot.co.th E-mail : envserv@secot.co.th

SOIL SAMPLES ANALYSIS REPORT

CLIENT NAME	: BST Elastomers Co., Ltd. (BSTE)	REQUEST SERVICE No :	0731/67
SAMPLING BY	: SECOT Co., Ltd.	SAMPLING METHOD	: Pneumatic Bladder Pump
SAMPLING DATE	: 10/04/2024	SAMPLING TIME	: 14:54-15:01
RECEIVED DATE	: 12/04/2024	ANALYTICAL DATE	: 19-20/04/2024
REPORT DATE	: 24/04/2024	SITE OPERATOR	: Mr. Aniwat Pimwanna
SAMPLE CONDITION	: Normal	FILE CODE	: 224056_SOIL April

PARAMETER	UNIT	ANALYSIS METHODS	ND (non-detectable)	STATION MW5	STANDARD[1/]
1,3-Butadiene	mg/kg	SW 846 5035A /8260D	< 0.001	ND	-
Styrene	mg/kg	SW 846 5035A /8260D	< 0.00025	ND	≤ 1,700

REFERENCE : US.EPA SW 846 TEST METHODS FOR EVALUATING WATER AND SOLID WASTE, 3rd ED., 2020.

Jutarat Jaemruen
(Miss Jutarat Jaemruen)
Analyst
REG. NO. ว-239-ข-0022

(Mrs. Araya Tipparuk)
Technical Management Team
REG. NO. ว-239-ก-0004

Remark : 1. Reported analysis refers to submitted sample only.
2. This report shall not be reproduced, except in full, without official approval.
3. [1/] Notification of the Ministry of Industry, B.E.2559 (2016).

บริษัท ซีคอท จำกัด
SECOT CO., LTD.
239 ถนนริมคลองประปา แขวงบางซื่อ เขตบางซื่อ กรุงเทพมหานคร 10800
239 RIMKLONGPRAPA ROAD, BANGSUE, BANGKOK 10800, THAILAND
TEL. (662) 959-3600 FAX (662) 959-3535 Website : secot.co.th E-mail : envserv@secot.co.th

SOIL SAMPLES ANALYSIS REPORT

CLIENT NAME	: BST Elastomers Co., Ltd. (BSTE)	REQUEST SERVICE No :	0731/67
SAMPLING BY	: SECOT Co., Ltd.	SAMPLING METHOD	: Pneumatic Bladder Pump
SAMPLING DATE	: 10/04/2024	SAMPLING TIME	: 16:29-16:37
RECEIVED DATE	: 12/04/2024	ANALYTICAL DATE	: 19-20/04/2024
REPORT DATE	: 24/04/2024	SITE OPERATOR	: Mr. Aniwat Pimwanna
SAMPLE CONDITION	: Normal	FILE CODE	: 224056_SOIL April

PARAMETER	UNIT	ANALYSIS METHODS	ND (non-detectable)	STATION MW6	STANDARD[1/]
1,3-Butadiene	mg/kg	SW 846 5035A /8260D	< 0.001	ND	-
Styrene	mg/kg	SW 846 5035A /8260D	< 0.00025	ND	≤ 1,700

REFERENCE : US.EPA SW 846 TEST METHODS FOR EVALUATING WATER AND SOLID WASTE, 3rd ED., 2020.

Jutarat Jaemruen
(Miss Jutarat Jaemruen)
Analyst
REG. NO. ว-239-ข-0022

(Mrs. Araya Tipparuk)
Technical Management Team
REG. NO. ว-239-ก-0004

Remark : 1. Reported analysis refers to submitted sample only.
2. This report shall not be reproduced, except in full, without official approval.
3. [1/] Notification of the Ministry of Industry, B.E.2559 (2016).

บริษัท ซีคอท จำกัด
SECOT CO., LTD.
239 ถนนริมคลองประปา แขวงบางซื่อ เขตบางซื่อ กรุงเทพมหานคร 10800
239 RIMKLONGPRAPA ROAD, BANGSUE, BANGKOK 10800, THAILAND
TEL. (662) 959-3600 FAX (662) 959-3535 Website : secot.co.th E-mail : envserv@secot.co.th

SOIL SAMPLES ANALYSIS REPORT

CLIENT NAME	: BST Elastomers Co., Ltd. (BSTE)	REQUEST SERVICE No :	0731/67
SAMPLING BY	: SECOT Co., Ltd.	SAMPLING METHOD	: Pneumatic Bladder Pump
SAMPLING DATE	: 10/04/2024	SAMPLING TIME	: 15:57-16:05
RECEIVED DATE	: 12/04/2024	ANALYTICAL DATE	: 19-20/04/2024
REPORT DATE	: 24/04/2024	SITE OPERATOR	: Mr. Aniwat Pimwanna
SAMPLE CONDITION	: Normal	FILE CODE	: 224056 SOIL April

PARAMETER	UNIT	ANALYSIS METHODS	ND (non-detectable)	STATION MW7	STANDARD[1/]
1,3-Butadiene	mg/kg	SW 846 5035A /8260D	< 0.001	ND	-
Styrene	mg/kg	SW 846 5035A /8260D	< 0.00025	ND	≤ 1,700

REFERENCE : US EPA SW 846 TEST METHODS FOR EVALUATING WATER AND SOLID WASTE 3rd ED. 2020

Jutarat Jaemruen
(Miss Jutarat Jaemruen)
Analyst
REG. NO. ๑-239-๑-0022

(Mrs. Anya Tipparuk)
Technical Management Team
REG. NO. ๑-239-๓-0004

Remark : 1. Reported analysis refers to submitted sample only.
2. This report shall not be reproduced, except in full, without official approval.
3. [1/] Notification of the Ministry of Industry, B.E.2559 (2016).

บริษัท ซีคอท จำกัด
SECOT CO., LTD.
239 ถนนริมคลองประปา แขวงบางซื่อ เขตบางซื่อ กรุงเทพมหานคร 10800
239 RIMKLONGPRAPA ROAD, BANGSUE, BANGKOK 10800, THAILAND
TEL. (662) 959-3600 FAX (662) 959-3535 Website : secot.co.th E-mail : envserv@secot.co.th

SOIL SAMPLES ANALYSIS REPORT

CLIENT NAME	: BST Elastomers Co., Ltd. (BSTE)	REQUEST SERVICE No :	0731/67
SAMPLING BY	: SECOT Co., Ltd.	SAMPLING METHOD	: Pneumatic Bladder Pump
SAMPLING DATE	: 10/04/2024	SAMPLING TIME	: 15:24-15:34
RECEIVED DATE	: 12/04/2024	ANALYTICAL DATE	: 19-20/04/2024
REPORT DATE	: 24/04/2024	SITE OPERATOR	: Mr. Aniwat Pimwanna
SAMPLE CONDITION	: Normal	FILE CODE	: 224056 SOIL April

PARAMETER	UNIT	ANALYSIS METHODS	ND (non-detectable)	STATION MW8	STANDARD[1/]
1,3-Butadiene	mg/kg	SW 846 5035A /8260D	< 0.001	ND	-
Styrene	mg/kg	SW 846 5035A /8260D	< 0.00025	ND	≤ 1,700

REFERENCE : US EPA SW 846 TEST METHODS FOR EVALUATING WATER AND SOLID WASTE 3rd ED. 2020

Jutarat Jaemruen
(Miss Jutarat Jaemruen)
Analyst
REG. NO. ๑-239-๑-0022

(Mrs. Anya Tipparuk)
Technical Management Team
REG. NO. ๑-239-๓-0004

Remark : 1. Reported analysis refers to submitted sample only.
2. This report shall not be reproduced, except in full, without official approval.
3. [1/] Notification of the Ministry of Industry, B.E.2559 (2016).

ใบรับรองผลการตรวจวัดคุณภาพน้ำใต้ดิน

บริษัท ซีคอท จำกัด
SECOT CO., LTD.
239 ถนนริมคลองประปา แขวงบางซื่อ เขตบางซื่อ กรุงเทพมหานคร 10800
239 RIMKLONGPRAPA ROAD, BANGSUE, BANGKOK 10800, THAILAND
TEL. (662) 959-3600 FAX (662) 959-3535 Website : secot.co.th E-mail : envserv@secot.co.th

GROUND WATER ANALYSIS REPORT

CLIENT NAME	: BST Elastomers Co., Ltd. (BSTE)	REQUEST SERVICE No :	1046/69
SAMPLING BY	: SECOT Co., Ltd.	REGISTRATION No. :	9-239
SAMPLING DATE	: 17/06/2026	SAMPLING METHOD :	Pneumatic Bladder Pump
RECEIVED DATE	: 19/06/2026	SAMPLING TIME :	08:48-08:55
ANALYTICAL DATE	: 24/06/2026	SITE OPERATOR :	Mr. Jeerawat Khothamhan
REPORT DATE	: 26/06/2026	:	9-239-0-0025
SAMPLE CONDITION	: เหลืองใส	FILE CODE :	226056 GW June

PARAMETER	UNIT	ANALYSIS METHODS	ND (non-detectable)	STATION MW1	STANDARD[1/]
Styrene	mg/l	6200 B	< 0.0002	ND	≤ 24

REFERENCE : STANDARD METHODS FOR EXAMINATION OF WATER AND WASTEWATER 23rd ED. 2017 (A.P.H.A./AWWA./WEF)

Jutarat Jaemruen
(Miss Jutarat Jaemruen)
Analyst
REG. NO. 9-239-0-0022

Khemchuda Insorn
(Miss Khemchuda Insorn)
Technical Management Team
REG. NO. 9-239-0-0005

Remark : 1. Reported analysis refers to submitted sample only.
2. This report shall not be reproduced, except in full, without official approval.
3. [1/] Notification of the Ministry of Industry, B.E 2559 (2016) : Criteria on contamination in soil and groundwater, the examination of soil and groundwater quality, information including making the report of the result of soil and groundwater quality examination.

บริษัท ซีคอท จำกัด
SECOT CO., LTD.
239 ถนนริมคลองประปา แขวงบางซื่อ เขตบางซื่อ กรุงเทพมหานคร 10800
239 RIMKLONGPRAPA ROAD, BANGSUE, BANGKOK 10800, THAILAND
TEL. (662) 959-3600 FAX (662) 959-3535 Website : secot.co.th E-mail : envserv@secot.co.th

GROUND WATER ANALYSIS REPORT

CLIENT NAME	: BST Elastomers Co., Ltd. (BSTE)	REQUEST SERVICE No :	1046/69
SAMPLING BY	: SECOT Co., Ltd.	REGISTRATION No. :	-
SAMPLING DATE	: 17/06/2026	SAMPLING METHOD :	Pneumatic Bladder Pump
RECEIVED DATE	: 19/06/2026	SAMPLING TIME :	08:48-08:55
ANALYTICAL DATE	: 24/06/2026	SITE OPERATOR :	Mr. Jeerawat Khothamhan
REPORT DATE	: 26/06/2026	:	-
SAMPLE CONDITION	: เหลืองใส	FILE CODE :	226056 GW June

PARAMETER	UNIT	ANALYSIS METHODS	ND (non-detectable)	STATION MW1	STANDARD
1,3-Butadiene	mg/l	SW 846 5030C/8260D	< 0.0005	ND	-

REFERENCE : EPA SW 846 TEST METHODS FOR EVALUATING WATER AND SOLID WASTE, 3rd ED. 2007

Jutarat Jaemruen
(Miss Jutarat Jaemruen)
Analyst

Khemchuda Insorn
(Miss Khemchuda Insorn)
Technical Management Team

Remark : 1. Reported analysis refers to submitted sample only.
2. This report shall not be reproduced, except in full, without official approval.
3. - Not available.

บริษัท ซีคอท จำกัด
SECOT CO., LTD.
239 ถนนริมคลองประปา แขวงบางซื่อ เขตบางซื่อ กรุงเทพมหานคร 10800
239 RIMKLONGPRAPA ROAD, BANGSUE, BANGKOK 10800, THAILAND
TEL. (662) 959-3600 FAX (662) 959-3535 Website : secot.co.th E-mail : envserv@secot.co.th

GROUND WATER ANALYSIS REPORT

CLIENT NAME	: BST Elastomers Co., Ltd. (BSTE)	REQUEST SERVICE No	: 1046/69
SAMPLING BY	: SECOT Co., Ltd.	REGISTRATION No.	: 7-239
SAMPLING DATE	: 17/06/2026	SAMPLING METHOD	: Pneumatic Bladder Pump
RECEIVED DATE	: 19/06/2026	SAMPLING TIME	: 14:17-14:29
ANALYTICAL DATE	: 24/06/2026	SITE OPERATOR	: Mr. Jeerawat Khothamban
REPORT DATE	: 26/06/2026		: 7-239-ง-0025
SAMPLE CONDITION	: เหลืองใส	FILE CODE	: 226056_GW_June

PARAMETER	UNIT	ANALYSIS METHODS	ND (non-detectable)	STATION MW2	STANDARD[1/]
Styrene	mg/l	6200 B	< 0.0002	ND	≤ 24

REFERENCE : STANDARD METHODS FOR EXAMINATION OF WATER AND WASTEWATER 24th ED. 2023 (AWWA, APHA, WEF)

Jutarat Jaemruen
(Miss Jutarat Jaemruen)
Analyst
REG. NO. 7-239-ง-0022

Khemchuda Insorn
(Miss Khemchuda Insorn)
Technical Management Team
REG. NO. 7-239-ก-0005

Remark : 1. Reported analysis refers to submitted sample only.
2. This report shall not be reproduced, except in full, without official approval.
3. [1/] Notification of the Ministry of Industry, B.E.2559 (2016) : Criteria on contamination in soil and groundwater, the examination of soil and groundwater quality, information including making the report of the result of soil and groundwater quality examination.

บริษัท ซีคอท จำกัด
SECOT CO., LTD.
239 ถนนริมคลองประปา แขวงบางซื่อ เขตบางซื่อ กรุงเทพมหานคร 10800
239 RIMKLONGPRAPA ROAD, BANGSUE, BANGKOK 10800, THAILAND
TEL. (662) 959-3600 FAX (662) 959-3535 Website : secot.co.th E-mail : envserv@secot.co.th

GROUND WATER ANALYSIS REPORT

CLIENT NAME	: BST Elastomers Co., Ltd. (BSTE)	REQUEST SERVICE No	: 1046/69
SAMPLING BY	: SECOT Co., Ltd.	REGISTRATION No.	: -
SAMPLING DATE	: 17/06/2026	SAMPLING METHOD	: Pneumatic Bladder Pump
RECEIVED DATE	: 19/06/2026	SAMPLING TIME	: 14:17-14:29
ANALYTICAL DATE	: 24/06/2026	SITE OPERATOR	: Mr. Jeerawat Khothamban
REPORT DATE	: 26/06/2026		: -
SAMPLE CONDITION	: เหลืองใส	FILE CODE	: 226056_GW_June

PARAMETER	UNIT	ANALYSIS METHODS	ND (non-detectable)	STATION MW2	STANDARD
1,3-Butadiene	mg/l	SW 846 5030C:8260D	< 0.0005	ND	-

REFERENCE : US EPA SW 846 TEST METHODS FOR EVALUATING WATER AND SOLID WASTE, 3rd ED., 2020.

Jutarat Jaemruen
(Miss Jutarat Jaemruen)
Analyst

Khemchuda Insorn
(Miss Khemchuda Insorn)
Technical Management Team

Remark : 1. Reported analysis refers to submitted sample only.
2. This report shall not be reproduced, except in full, without official approval.
3. - Not available.

บริษัท ซีคอท จำกัด
SECOT CO., LTD.
239 ถนนริมคลองประปา แขวงบางซื่อ เขตบางซื่อ กรุงเทพมหานคร 10800
239 RIMKLONGPRAPA ROAD, BANGSUE, BANGKOK 10800, THAILAND
TEL. (662) 959-3600 FAX (662) 959-3535 Website : secot.co.th E-mail : envserv@secot.co.th

GROUND WATER ANALYSIS REPORT

CLIENT NAME	: BST Elastomers Co., Ltd. (BSTE)	REQUEST SERVICE No :	1046/69
SAMPLING BY	: SECOT Co., Ltd.	REGISTRATION No. :	ว-239
SAMPLING DATE	: 17/06/2026	SAMPLING METHOD :	Pneumatic Bladder Pump
RECEIVED DATE	: 19/06/2026	SAMPLING TIME :	13:44-13:57
ANALYTICAL DATE	: 24/06/2026	SITE OPERATOR :	Mr. Jeerawat Khothamhan
REPORT DATE	: 26/06/2026	:	ว-239-ง-0025
SAMPLE CONDITION	: เหลืองใส	FILE CODE :	226056_GW_June

PARAMETER	UNIT	ANALYSIS METHODS	ND (non-detectable)	STATION MW3	STANDARD[1/]
Styrene	mg/l	6200 B	< 0.0002	ND	- 24

REFERENCE : STANDARD METHODS FOR EXAMINATION OF WATER AND WASTEWATER 24th ED., 2023 (AWWA,APHA,WEF)

Jutarat Jaemruen
(Miss Jutarat Jaemruen)
Analyst
REG. NO. ว-239-ง-0022

Khemchuda Insorn
(Miss Khemchuda Insorn)
Technical Management Team
REG. NO. ว-239-ง-0005

Remark : 1. Reported analysis refers to submitted sample only.
2. This report shall not be reproduced, except in full, without official approval.
3. 1/ Notification of the Ministry of Industry, B.E.2559 (2016) : Criteria on contamination in soil and groundwater, the examination of soil and groundwater quality, information including making the report of the result of soil and groundwater quality examination.

บริษัท ซีคอท จำกัด
SECOT CO., LTD.
239 ถนนริมคลองประปา แขวงบางซื่อ เขตบางซื่อ กรุงเทพมหานคร 10800
239 RIMKLONGPRAPA ROAD, BANGSUE, BANGKOK 10800, THAILAND
TEL. (662) 959-3600 FAX (662) 959-3535 Website : secot.co.th E-mail : envserv@secot.co.th

GROUND WATER ANALYSIS REPORT

CLIENT NAME	: BST Elastomers Co., Ltd. (BSTE)	REQUEST SERVICE No :	1046/69
SAMPLING BY	: SECOT Co., Ltd.	REGISTRATION No. :	-
SAMPLING DATE	: 17/06/2026	SAMPLING METHOD :	Pneumatic Bladder Pump
RECEIVED DATE	: 19/06/2026	SAMPLING TIME :	13:44-13:57
ANALYTICAL DATE	: 24/06/2026	SITE OPERATOR :	Mr. Jeerawat Khothamhan
REPORT DATE	: 26/06/2026	:	-
SAMPLE CONDITION	: เหลืองใส	FILE CODE :	226056_GW_June

PARAMETER	UNIT	ANALYSIS METHODS	ND (non-detectable)	STATION MW3	STANDARD
1,3-Butadiene	mg/l	SW 846 5030C/8260D	< 0.0005	ND	-

REFERENCE : US EPA SW 846 TEST METHODS FOR EVALUATING WATER AND SOLID WASTE, 3rd ED., 2020.

Jutarat Jaemruen
(Miss Jutarat Jaemruen)
Analyst

Khemchuda Insorn
(Miss Khemchuda Insorn)
Technical Management Team

Remark : 1. Reported analysis refers to submitted sample only.
2. This report shall not be reproduced, except in full, without official approval.
3. - Not available

บริษัท ซีคอท จำกัด
SECOT CO., LTD.
239 ถนนริมคลองประปา แขวงบางซื่อ เขตบางซื่อ กรุงเทพมหานคร 10800
239 RIMKLONGPRAPA ROAD, BANGSUE, BANGKOK 10800, THAILAND
TEL. (662) 959-3600 FAX (662) 959-3535 Website : secot.co.th E-mail : envserv@secot.co.th

GROUND WATER ANALYSIS REPORT

CLIENT NAME	: BST Elastomers Co., Ltd. (BSTE)	REQUEST SERVICE No	: 1046/69
SAMPLING BY	: SECOT Co., Ltd.	REGISTRATION No.	: 1-239
SAMPLING DATE	: 17/06/2026	SAMPLING METHOD	: Pneumatic Bladder Pump
RECEIVED DATE	: 19/06/2026	SAMPLING TIME	: 11:36-11:53
ANALYTICAL DATE	: 24/06/2026	SITE OPERATOR	: Mr. Jeerawat Kholhamhan
REPORT DATE	: 26/06/2026		: 1-239-ง-0025
SAMPLE CONDITION	: เหลืองใส	FILE CODE	: 226056 GW June

PARAMETER	UNIT	ANALYSIS METHODS	ND (non-detectable)	STATION MW4	STANDARD[1/]
Styrene	mg/l	6200 B	< 0.0002	ND	< 24

REFERENCE : STANDARD METHODS FOR EXAMINATION OF WATER AND WASTEWATER 24th ED. 2023 (AWWA,APHA,WEF)

Jutarat Jaemruen
(Miss Jutarat Jaemruen)
Analyst
REG. NO. 1-239-ง-0022

Khemchuda Insorn
(Miss Khemchuda Insorn)
Technical Management Team
REG. NO. 1-239-ง-0005

Remark : 1. Reported analysis refers to submitted sample only.
2. This report shall not be reproduced, except in full, without official approval.
3. 1/ Notification of the Ministry of Industry, B.E 2559 (2016) : Criteria on contamination in soil and groundwater, the examination of soil and groundwater quality, information including making the report of the result of soil and groundwater quality examination.

บริษัท ซีคอท จำกัด
SECOT CO., LTD.
239 ถนนริมคลองประปา แขวงบางซื่อ เขตบางซื่อ กรุงเทพมหานคร 10800
239 RIMKLONGPRAPA ROAD, BANGSUE, BANGKOK 10800, THAILAND
TEL. (662) 959-3600 FAX (662) 959-3535 Website : secot.co.th E-mail : envserv@secot.co.th

GROUND WATER ANALYSIS REPORT

CLIENT NAME	: BST Elastomers Co., Ltd. (BSTE)	REQUEST SERVICE No	: 1046/69
SAMPLING BY	: SECOT Co., Ltd.	REGISTRATION No.	: -
SAMPLING DATE	: 17/06/2026	SAMPLING METHOD	: Pneumatic Bladder Pump
RECEIVED DATE	: 19/06/2026	SAMPLING TIME	: 11:36-11:53
ANALYTICAL DATE	: 24/06/2026	SITE OPERATOR	: Mr. Jeerawat Kholhamhan
REPORT DATE	: 26/06/2026		: -
SAMPLE CONDITION	: เหลืองใส	FILE CODE	: 226056 GW June

PARAMETER	UNIT	ANALYSIS METHODS	ND (non-detectable)	STATION MW4	STANDARD
1,3-Butadiene	mg/l	SW 846 5030C/8260D	< 0.0005	ND	-

REFERENCE : US EPA SW 846 TEST METHODS FOR EVALUATING WATER AND SOLID WASTE 2nd ED. 2020

Jutarat Jaemruen
(Miss Jutarat Jaemruen)
Analyst

Khemchuda Insorn
(Miss Khemchuda Insorn)
Technical Management Team

Remark : 1. Reported analysis refers to submitted sample only.
2. This report shall not be reproduced, except in full, without official approval.
3. - Not available.

บริษัท ซีคอท จำกัด
SECOT CO., LTD.
239 ถนนริมคลองประปา แขวงบางซื่อ เขตบางซื่อ กรุงเทพมหานคร 10800
239 RIMKLONGPRAPA ROAD, BANGSUE, BANGKOK 10800, THAILAND
TEL. (662) 959-3600 FAX (662) 959-3535 Website : secot.co.th E-mail : envserv@secot.co.th

GROUND WATER ANALYSIS REPORT

CLIENT NAME	: BST Elastomers Co., Ltd. (BSTE)	REQUEST SERVICE No :	1046/69
SAMPLING BY	: SECOT Co., Ltd.	REGISTRATION No. :	ว-239
SAMPLING DATE	: 17/06/2026	SAMPLING METHOD :	Pneumatic Bladder Pump
RECEIVED DATE	: 19/06/2026	SAMPLING TIME :	09:28-09:40
ANALYTICAL DATE	: 24/06/2026	SITE OPERATOR :	Mr. Jeerawat Khothamhan
REPORT DATE	: 26/06/2026	:	ว-239-ง-0025
SAMPLE CONDITION	: ตกตะกอน	FILE CODE :	226056_GW_June

PARAMETER	UNIT	ANALYSIS METHODS	ND (non-detectable)	STATION MW5	STANDARD[1/]
Styrene	mg/l	6200 B	< 0.0002	ND	≤ 24

REFERENCE : STANDARD METHODS FOR EXAMINATION OF WATER AND WASTEWATER 24th ED., 2023 (AWWA, APHA, WEF)

Jutarat Jaemruen
(Miss Jutarat Jaemruen)
Analyst
REG. NO. ว-239-ง-0022

Khemchuda Insom
(Miss Khemchuda Insom)
Technical Management Team
REG. NO. ว-239-ง-0005

Remark : 1. Reported analysis refers to submitted sample only.
2. This report shall not be reproduced, except in full, without official approval.
3. [1/] Notification of the Ministry of Industry, B.E.2559 (2016) : Criteria on contamination in soil and groundwater, the examination of soil and groundwater quality, information including making the report of the result of soil and groundwater quality examination.

บริษัท ซีคอท จำกัด
SECOT CO., LTD.
239 ถนนริมคลองประปา แขวงบางซื่อ เขตบางซื่อ กรุงเทพมหานคร 10800
239 RIMKLONGPRAPA ROAD, BANGSUE, BANGKOK 10800, THAILAND
TEL. (662) 959-3600 FAX (662) 959-3535 Website : secot.co.th E-mail : envserv@secot.co.th

GROUND WATER ANALYSIS REPORT

CLIENT NAME	: BST Elastomers Co., Ltd. (BSTE)	REQUEST SERVICE No :	1046/69
SAMPLING BY	: SECOT Co., Ltd.	REGISTRATION No. :	-
SAMPLING DATE	: 17/06/2026	SAMPLING METHOD :	Pneumatic Bladder Pump
RECEIVED DATE	: 19/06/2026	SAMPLING TIME :	09:28-09:40
ANALYTICAL DATE	: 24/06/2026	SITE OPERATOR :	Mr. Jeerawat Khothamhan
REPORT DATE	: 26/06/2026	:	-
SAMPLE CONDITION	: ตกตะกอน	FILE CODE :	226056_GW_June

PARAMETER	UNIT	ANALYSIS METHODS	ND (non-detectable)	STATION MW5	STANDARD
1,3-Butadiene	mg/l	SW 846 5030C 8260D	< 0.0005	ND	-

REFERENCE : US EPA SW 846 TEST METHODS FOR EVALUATING WATER AND SOLID WASTE, 3rd ED., 2020.

Jutarat Jaemruen
(Miss Jutarat Jaemruen)
Analyst

Khemchuda Insom
(Miss Khemchuda Insom)
Technical Management Team

Remark : 1. Reported analysis refers to submitted sample only.
2. This report shall not be reproduced, except in full, without official approval.
3. - Not available.

บริษัท ซีคอท จำกัด
SECOT CO., LTD.
239 ถนนริมคลองประปา แขวงบางซื่อ เขตบางซื่อ กรุงเทพมหานคร 10800
239 RIMKLONGPRAPA ROAD, BANGSUE, BANGKOK 10800, THAILAND
TEL. (662) 959-3600 FAX (662) 959-3535 Website : secot.co.th E-mail : envserv@secot.co.th

GROUND WATER ANALYSIS REPORT

CLIENT NAME	: BST Elastomers Co., Ltd. (BSTE)	REQUEST SERVICE No :	1046/69
SAMPLING BY	: SECOT Co., Ltd.	REGISTRATION No. :	3-239
SAMPLING DATE	: 17/06/2026	SAMPLING METHOD :	Pneumatic Bladder Pump
RECEIVED DATE	: 19/06/2026	SAMPLING TIME :	11:00-11:18
ANALYTICAL DATE	: 24/06/2026	SITE OPERATOR	: Mr. Jeerawat Khothamhan
REPORT DATE	: 26/06/2026		: 3-239-8-0025
SAMPLE CONDITION	: เหลืองใส	FILE CODE	: 226056 GW June

PARAMETER	UNIT	ANALYSIS METHODS	ND (non-detectable)	STATION MW6	STANDARD[1/]
Styrene	mg/l	6200 B	< 0.0002	ND	≤ 24

REFERENCE : STANDARD METHODS FOR EXAMINATION OF WATER AND WASTEWATER 23 RD., 2017 AWWA, APHA, WEF

Jutarat Jaemruen
(Miss Jutarat Jaemruen)
Analyst
REG. NO. 3-239-8-0022

Khemchuda Insorn
(Miss Khemchuda Insorn)
Technical Management Team
REG. NO. 3-239-8-0005

Remark : 1. Reported analysis refers to submitted sample only.
2. This report shall not be reproduced, except in full, without official approval.
3. [1/] Notification of the Ministry of Industry, B.E.2559 (2016) : Criteria on contamination in soil and groundwater, the examination of soil and groundwater quality, information including making the report of the result of soil and groundwater quality examination.

บริษัท ซีคอท จำกัด
SECOT CO., LTD.
239 ถนนริมคลองประปา แขวงบางซื่อ เขตบางซื่อ กรุงเทพมหานคร 10800
239 RIMKLONGPRAPA ROAD, BANGSUE, BANGKOK 10800, THAILAND
TEL. (662) 959-3600 FAX (662) 959-3535 Website : secot.co.th E-mail : envserv@secot.co.th

GROUND WATER ANALYSIS REPORT

CLIENT NAME	: BST Elastomers Co., Ltd. (BSTE)	REQUEST SERVICE No :	1046/69
SAMPLING BY	: SECOT Co., Ltd.	REGISTRATION No. :	-
SAMPLING DATE	: 17/06/2026	SAMPLING METHOD :	Pneumatic Bladder Pump
RECEIVED DATE	: 19/06/2026	SAMPLING TIME :	11:00-11:18
ANALYTICAL DATE	: 24/06/2026	SITE OPERATOR	: Mr. Jeerawat Khothamhan
REPORT DATE	: 26/06/2026		: -
SAMPLE CONDITION	: เหลืองใส	FILE CODE	: 226056 GW June

PARAMETER	UNIT	ANALYSIS METHODS	ND (non-detectable)	STATION MW6	STANDARD
1,3-Butadiene	mg/l	SW 846 5030C 8260D	< 0.0005	ND	-

REFERENCE : U.S.EPA SW 846 TEST METHODS FOR EVALUATING WATER AND SOLID WASTE 3RD., 2020.

Jutarat Jaemruen
(Miss Jutarat Jaemruen)
Analyst

Khemchuda Insorn
(Miss Khemchuda Insorn)
Technical Management Team

Remark : 1. Reported analysis refers to submitted sample only.
2. This report shall not be reproduced, except in full, without official approval.
3. - Not available.

บริษัท ซีคอท จำกัด
SECOT CO., LTD.
239 ถนนริมคลองประปา แขวงบางซื่อ เขตบางซื่อ กรุงเทพมหานคร 10800
239 RIMKLONGPRAPA ROAD, BANGSUE, BANGKOK 10800, THAILAND
TEL. (662) 959-3600 FAX (662) 959-3535 Website : secot.co.th E-mail : envserv@secot.co.th

GROUND WATER ANALYSIS REPORT

CLIENT NAME	: BST Elastomers Co., Ltd. (BSTE)	REQUEST SERVICE No :	1046/69
SAMPLING BY	: SECOT Co., Ltd.	REGISTRATION No. :	๑-239
SAMPLING DATE	: 17/06/2026	SAMPLING METHOD :	Pneumatic Bladder Pump
RECEIVED DATE	: 19/06/2026	SAMPLING TIME :	10:30-10:41
ANALYTICAL DATE	: 24/06/2026	SITE OPERATOR	: Mr. Jeerawat Khothamhan
REPORT DATE	: 26/06/2026		: ๑-239-๑-0025
SAMPLE CONDITION	: เหลืองใส	FILE CODE	: 226056 GW June

PARAMETER	UNIT	ANALYSIS METHODS	ND (non-detectable)	STATION MW7	STANDARD[1/]
Styrene	mg/l	6200 B	< 0.0002	ND	< 24

REFERENCE : STANDARD METHODS FOR EXAMINATION OF WATER AND WASTEWATER 24TH ED., 2023 (AWWA, APHA, WEF)

Jutarat Jaemruen
(Miss Jutarat Jaemruen)
Analyst
REG. NO. ๑-239-๑-0022

Khemchuda Insorn
(Miss Khemchuda Insorn)
Technical Management Team
REG. NO. ๑-239-๑-0005

Remark : 1. Reported analysis refers to submitted sample only.
2. This report shall not be reproduced, except in full, without official approval.
3. 1/ Notification of the Ministry of Industry, B.E.2559 (2016) : Criteria on contamination in soil and groundwater, the examination of soil and groundwater quality, information including making the report of the result of soil and groundwater quality examination.

บริษัท ซีคอท จำกัด
SECOT CO., LTD.
239 ถนนริมคลองประปา แขวงบางซื่อ เขตบางซื่อ กรุงเทพมหานคร 10800
239 RIMKLONGPRAPA ROAD, BANGSUE, BANGKOK 10800, THAILAND
TEL. (662) 959-3600 FAX (662) 959-3535 Website : secot.co.th E-mail : envserv@secot.co.th

GROUND WATER ANALYSIS REPORT

CLIENT NAME	: BST Elastomers Co., Ltd. (BSTE)	REQUEST SERVICE No :	1046/69
SAMPLING BY	: SECOT Co., Ltd.	REGISTRATION No. :	-
SAMPLING DATE	: 17/06/2026	SAMPLING METHOD :	Pneumatic Bladder Pump
RECEIVED DATE	: 19/06/2026	SAMPLING TIME :	10:30-10:41
ANALYTICAL DATE	: 24/06/2026	SITE OPERATOR	: Mr. Jeerawat Khothamhan
REPORT DATE	: 26/06/2026		: -
SAMPLE CONDITION	: เหลืองใส	FILE CODE	: 226056 GW June

PARAMETER	UNIT	ANALYSIS METHODS	ND (non-detectable)	STATION MW7	STANDARD
1,3-Butadiene	mg/l	SW 846 5030C/8260D	< 0.0005	ND	-

REFERENCE : US EPA SW-846 TEST METHODS FOR EVALUATING WATER AND SOLID WASTE 3rd ED., 2020

Jutarat Jaemruen
(Miss Jutarat Jaemruen)
Analyst

Khemchuda Insorn
(Miss Khemchuda Insorn)
Technical Management Team

Remark : 1. Reported analysis refers to submitted sample only.
2. This report shall not be reproduced, except in full, without official approval.
3. - Not available.

บริษัท ซีคอท จำกัด
SECOT CO., LTD.
239 ถนนริมคลองประปา แขวงบางซื่อ เขตบางซื่อ กรุงเทพมหานคร 10800
239 RIMKLONGPRAPA ROAD, BANGSUE, BANGKOK 10800, THAILAND
TEL. (662) 959-3600 FAX (662) 959-3535 Website : secot.co.th E-mail : envserv@secot.co.th

GROUND WATER ANALYSIS REPORT

CLIENT NAME	: BST Elastomers Co., Ltd. (BSTE)	REQUEST SERVICE No :	1046/69
SAMPLING BY	: SECOT Co., Ltd.	REGISTRATION No. :	๑-239
SAMPLING DATE	: 17/06/2026	SAMPLING METHOD :	Pneumatic Bladder Pump
RECEIVED DATE	: 19/06/2026	SAMPLING TIME :	09:57-10:16
ANALYTICAL DATE	: 24/06/2026	SITE OPERATOR	: Mr. Jeerawat Khothamhan
REPORT DATE	: 26/06/2026		: ๑-239-๑-0025
SAMPLE CONDITION	: เหลืองใส	FILE CODE :	226056 GW June

PARAMETER	UNIT	ANALYSIS METHODS	ND (non-detectable)	STATION MW8	STANDARD[๒]
Styrene	mg/l	6200 B	< 0.0002	ND	24

REFERENCE : STANDARD METHODS FOR EXAMINATION OF WATER AND WASTEWATER 24th ED., 2023 (AWWA-APHA-WEF)

Jutarat Jaemruen
(Miss Jutarat Jaemruen)
Analyst
REG. NO. ๑-239-๑-0022

Khemchuda Insorn
(Miss Khemchuda Insorn)
Technical Management Team
REG. NO. ๑-239-๑-0005

Remark : 1. Reported analysis refers to submitted sample only.
2. This report shall not be reproduced, except in full, without official approval.
3. [๒] Notification of the Ministry of Industry, B.E.2559 (2016) : Criteria on contamination in soil and groundwater, the examination of soil and groundwater quality, information including making the report of the result of soil and groundwater quality examination.

บริษัท ซีคอท จำกัด
SECOT CO., LTD.
239 ถนนริมคลองประปา แขวงบางซื่อ เขตบางซื่อ กรุงเทพมหานคร 10800
239 RIMKLONGPRAPA ROAD, BANGSUE, BANGKOK 10800, THAILAND
TEL. (662) 959-3600 FAX (662) 959-3535 Website : secot.co.th E-mail : envserv@secot.co.th

GROUND WATER ANALYSIS REPORT

CLIENT NAME	: BST Elastomers Co., Ltd. (BSTE)	REQUEST SERVICE No :	1046/69
SAMPLING BY	: SECOT Co., Ltd.	REGISTRATION No. :	-
SAMPLING DATE	: 17/06/2026	SAMPLING METHOD :	Pneumatic Bladder Pump
RECEIVED DATE	: 19/06/2026	SAMPLING TIME :	09:57-10:16
ANALYTICAL DATE	: 24/06/2026	SITE OPERATOR	: Mr. Jeerawat Khothamhan
REPORT DATE	: 26/06/2026		: -
SAMPLE CONDITION	: เหลืองใส	FILE CODE :	226056 GW June

PARAMETER	UNIT	ANALYSIS METHODS	ND (non-detectable)	STATION MW8	STANDARD
1,3-Butadiene	mg/l	SW 846 5030C/8260D	< 0.0005	ND	-

REFERENCE : US EPA SW 846 TEST METHODS FOR EVALUATING WATER AND SOLID WASTE, 3rd ED., 2023

Jutarat Jaemruen
(Miss Jutarat Jaemruen)
Analyst

Khemchuda Insorn
(Miss Khemchuda Insorn)
Technical Management Team

Remark : 1. Reported analysis refers to submitted sample only.
2. This report shall not be reproduced, except in full, without official approval.
3. - Not available.

ใบรับรองผลการตรวจวัดคุณภาพน้ำทะเล

บริษัท ซีคอท จำกัด
SECOT CO., LTD.
239 ถนนริมคลองประปา แขวงบางซื่อ เขตบางซื่อ กรุงเทพมหานคร 10800
239 RIMKLONGPRAPA ROAD, BANGSUE, BANGKOK 10800, THAILAND
TEL. (662) 959-3600 FAX (662) 959-3535 Website : secot.co.th E-mail : envserv@secot.co.th

WATER AND WASTEWATER ANALYSIS REPORT

CLIENT NAME	: BST Elastomers Co., Ltd. (BSTE)	REQUEST SERVICE No.	: 0867/69
SAMPLING BY	: SECOT Co., Ltd.	REGISTRATION No.	: -
SAMPLING DATE	: 19/05/2026	SAMPLING METHOD	: Grab
RECEIVED DATE	: 20/05/2026	SAMPLING TIME	: 14:15
ANALYTICAL DATE	: 20-26/05/2026	SITE OPERATOR	: Miss Thipsuda Wannakran
REPORT DATE	: 27/05/2026		: -
SAMPLE CONDITION	: ใสไม่ละลอน	FILE CODE	: 226056_CW_May
SAMPLE DESCRIPTION	: 1 = จุดระบายน้ำทิ้งจากนิคมฯ บริเวณปากคลองชากหมาก		

PARAMETER	UNIT	ANALYSIS METHODS	ND (non-detectable)	STATION 1	STANDARD
Depth	m	Metering	-	6.7	-
Transparency	m	Secchi Disc	-	0.5	$\Delta \leq 10\ \%$ [2]
Temperature	°C	2550 B	< 0.5	31.8	$\Delta \leq 2$ [3]
pH	-	4500-H^+ B	< 0.10	7.77	7.0-8.5
Total Dissolved Solids	mg/l	2540 C	< 25	37,240	-
Total Suspended Solids	mg/l	2540 D	< 2.5	14	≤ 21.9 [4]
Fat Oil & Grease	mg/l	5520 B	< 2.0	ND	-
Fat Oil & Grease	-	Observation	-	NV	Invisible
Dissolved Oxygen	mg/l	4500-O G	< 0.1	4.8	≥ 4.0
BOD_5	mg/l	5210 B	< 1.0	< 1.0	-
COD	mg/l	5220 C	< 15.00	146	-
Styrene	mg/l	5030 C / 8260 D	< 0.0002	ND	-

REFERENCE : STANDARD METHODS FOR EXAMINATION OF WATER AND WASTEWATER 23RD, 2023 (AWWA/APHA/WEF)

REFERENCE : UNITED STATES ENVIRONMENTAL PROTECTION AGENCY, SW-846, 3RD EDITION, 2020.

(Miss Pornapa Buddhum)
Analyst

(Miss Khemchuda Insom)
Technical Management Team

Remark : 1. Reported analysis refers to submitted sample only.
2. This report shall not be reproduced, except in full, without official approval.
3. [1] Notification of the National Environment Board B.E.2564 (2021) Class 5.
4. [2] $\Delta \leq 10\ \%$ means decrease from the natural condition by not more than 10 % which were compared with the minimum value.
The minimum value of transparency in the year 2025 is 1.3 m. (On April 22, 2025)
Therefore, the standard of transparency value is 1.17 m.
5. [3] $\Delta \leq 2$ means change from natural condition not more than 2 °C. Temperature at Rayong On May 19, 2026 is 32.7 °C.
6. [4] The results should not be changed by more than the sum of daily average and the standard diviation.
Daily average was calculated from hourly measurement or at least 5 samples taken at equal time interval within one day.
(Standard by S.P.S. Consulting Service on May 2, 2023 is 21.9 mg/l)
7. - Not available.
8. The natural condition was normal during sampling period.

บริษัท ซีคอท จำกัด
SECOT CO., LTD.
239 ถนนริมคลองประปา แขวงบางซื่อ เขตบางซื่อ กรุงเทพมหานคร 10800
239 RIMKLONGPRAPA ROAD, BANGSUE, BANGKOK 10800, THAILAND
TEL. (662) 959-3600 FAX (662) 959-3535 Website : secot.co.th E-mail : envserv@secot.co.th

WATER AND WASTEWATER ANALYSIS REPORT

CLIENT NAME	: BST Elastomers Co., Ltd. (BSTE)	REQUEST SERVICE No.	: 0867/69
SAMPLING BY	: SECOT Co., Ltd.	REGISTRATION No.	: -
SAMPLING DATE	: 19/05/2026	SAMPLING METHOD	: Grab
RECEIVED DATE	: 20/05/2026	SAMPLING TIME	: 13:48
ANALYTICAL DATE	: 20-26/05/2026	SITE OPERATOR	: Miss Thipsuda Wannakran
REPORT DATE	: 27/05/2026		: -
SAMPLE CONDITION	: ใสไม่ละลอน	FILE CODE	: 226056_CW_May
SAMPLE DESCRIPTION	: 2 = จุดระบายน้ำเสียจากนิคมฯ บริเวณท่าเรือคลุสสาหกรรมมาบตาพุด (Maptaphut Industrial Terminal : MIT)		

PARAMETER	UNIT	ANALYSIS METHODS	ND (non-detectable)	STATION 2	STANDARD
Depth	m	Metering	-	10.8	-
Transparency	m	Secchi Disc	-	2.5	$\Delta \leq 10\ \%$ [2]
Temperature	°C	2550 B	< 0.5	32.3	$\Delta \leq 2$ [3]
pH	-	4500-H^+ B	< 0.10	7.42	7.0-8.5
Total Dissolved Solids	mg/l	2540 C	< 25	37,280	-
Total Suspended Solids	mg/l	2540 D	< 2.5	4.3	≤ 20.3 [4]
Fat Oil & Grease	mg/l	5520 B	< 2.0	ND	-
Fat Oil & Grease	-	Observation	-	NV	Invisible
Dissolved Oxygen	mg/l	4500-O G	< 0.1	6.1	≥ 4.0
BOD_5	mg/l	5210 B	< 1.0	< 1.0	-
COD	mg/l	5220 C	< 15.00	107	-
Styrene	mg/l	5030 C / 8260 D	< 0.0002	ND	-

REFERENCE : STANDARD METHODS FOR EXAMINATION OF WATER AND WASTEWATER 23RD, 2023 (AWWA/APHA/WEF)

REFERENCE : UNITED STATES ENVIRONMENTAL PROTECTION AGENCY, SW-846, 3RD EDITION, 2020.

(Miss Pornapa Buddhum)
Analyst

(Miss Khemchuda Insom)
Technical Management Team

Remark : 1. Reported analysis refers to submitted sample only.
2. This report shall not be reproduced, except in full, without official approval.
3. [1] Notification of the National Environment Board B.E.2564 (2021) Class 5.
4. [2] $\Delta \leq 10\ \%$ means decrease from the natural condition by not more than 10 % which were compared with the minimum value.
The minimum value of transparency in the year 2025 is 4.2 m. (On April 22, 2025)
Therefore, the standard of transparency value is 3.78 m.
5. [3] $\Delta \leq 2$ means change from natural condition not more than 2 °C. Temperature at Rayong On May 19, 2026 is 32.7 °C.
6. [4] The results should not be changed by more than the sum of daily average and the standard diviation.
Daily average was calculated from hourly measurement or at least 5 samples taken at equal time interval within one day.
(Standard by S.P.S. Consulting Service on May 2, 2023 is 20.3 mg/l)
7. - Not available.
8. The natural condition was normal during sampling period.

บริษัท ซีคอท จำกัด
SECOT CO., LTD.
239 ถนนริมคลองประปา แขวงบางซื่อ เขตบางซื่อ กรุงเทพมหานคร 10800
239 RIMKLONGPRAPA ROAD, BANGSUE, BANGKOK 10800, THAILAND
TEL. (662) 959-3600 FAX (662) 959-3535 Website : secot.co.th E-mail : envserv@secot.co.th

WATER AND WASTEWATER ANALYSIS REPORT

CLIENT NAME	: BST Elastomers Co., Ltd. (BSTE)	REQUEST SERVICE No.	: 0867/69
SAMPLING BY	: SECOT Co., Ltd.	REGISTRATION No.	: -
SAMPLING DATE	: 19/05/2026	SAMPLING METHOD	: Grab
RECEIVED DATE	: 20/05/2026	SAMPLING TIME	: 14:00
ANALYTICAL DATE	: 20-26/05/2026	SITE OPERATOR	: Miss Thipsuda Wannakran
REPORT DATE	: 27/05/2026		: -
SAMPLE CONDITION	: ไม่มีละอองน้ำ	FILE CODE	: 226056_CW_May
SAMPLE DESCRIPTION	: 3 = ช่องน้ำของท่าเรือแหลมฉบัง		

PARAMETER	UNIT	ANALYSIS METHODS	ND (non-detectable)	STATION 3	STANDARD
Depth	m	Metering	-	8.9	-
Transparency	m	Secchi Disc	-	2.4	$\triangle \leq 10\ \%$[1]
Temperature	°C	2550 B	< 0.5	31.0	$\triangle \leq 2$[2]
pH	-	4500-H^+ B	< 0.10	7.83	7.0-8.5
Total Dissolved Solids	mg/l	2540 C	< 25	38,680	-
Total Suspended Solids	mg/l	2540 D	< 2.5	2.6	≤ 16.4[4]
Fat Oil & Grease	mg/l	5520 B	< 2.0	ND	-
Fat Oil & Grease	-	Observation	-	NV	Invisible
Dissolved Oxygen	mg/l	4500-O G	< 0.1	6.0	≥ 4.0
BOD_5	mg/l	5210 B	< 1.0	< 1.0	-
COD	mg/l	5220 C	< 15.00	79.97	-
Styrene	mg/l	5030 C / 8260 D	< 0.0002	ND	-

REFERENCE : STANDARD METHODS FOR EXAMINATION OF WATER AND WASTEWATER 24TH ED. 2023 (AWWA,APHA, WEF)

REFERENCE : UNITED STATES ENVIRONMENTAL PROTECTION AGENCY, SW 846 3RD EDITION, 2020.

(Miss Pornapa Budthum)
Analyst

(Miss Khemchuda Insom)
Technical Management Team

Remark : 1. Reported analysis refers to submitted sample only.

2. This report shall not be reproduced, except in full, without official approval.

3. [3] Notification of the National Environment Board B.E.2564 (2021) Class 5.

4. [2] $\triangle \leq 10\ \%$ means decrease from the natural condition by not more than 10 % which were compared with the minimum value.

The minimum value of transparency in the year 2025 is 3.8 m. (On April 22, 2025)

Therefore, the standard of transparency value is 3.42 m.

5. [2] $\triangle \leq 2$ means change from natural condition not more than 2 °C. Temperature at Rayong On May 19, 2026 is 32.7 °C.

6. [4] The results should not be changed by more than the sum of daily average and the standard diviation.

Daily average was calculated from hourly measurement or at least 5 samples taken at equal time interval within one day.

(Standard by S.P.S. Consulting Service on May 2, 2023 is 16.4 mg/l)

7. - Not available.

8. The natural condition was normal during sampling period.

บริษัท ซีคอท จำกัด
SECOT CO., LTD.
239 ถนนริมคลองประปา แขวงบางซื่อ เขตบางซื่อ กรุงเทพมหานคร 10800
239 RIMKLONGPRAPA ROAD, BANGSUE, BANGKOK 10800, THAILAND
TEL. (662) 959-3600 FAX (662) 959-3535 Website : secot.co.th E-mail : envserv@secot.co.th

WATER AND WASTEWATER ANALYSIS REPORT

CLIENT NAME	: BST Elastomers Co., Ltd. (BSTE)	REQUEST SERVICE No.	: 0867/69
SAMPLING BY	: SECOT Co., Ltd.	REGISTRATION No.	: -
SAMPLING DATE	: 19/05/2026	SAMPLING METHOD	: Grab
RECEIVED DATE	: 20/05/2026	SAMPLING TIME	: 14:10
ANALYTICAL DATE	: 20-26/05/2026	SITE OPERATOR	: Miss Thipsuda Wannakran
REPORT DATE	: 27/05/2026		: -
SAMPLE CONDITION	: ไม่มีละอองน้ำ	FILE CODE	: 226056_CW_May
SAMPLE DESCRIPTION	: 4 = เขาสะเก็ด		

PARAMETER	UNIT	ANALYSIS METHODS	ND (non-detectable)	STATION 4	STANDARD
Depth	m	Metering	-	2.4	-
Transparency	m	Secchi Disc	-	1.8	$\triangle \leq 10\ \%$[1]
Temperature	°C	2550 B	< 0.5	31.9	$\triangle \leq 2$[2]
pH	-	4500-H^+ B	< 0.10	7.86	7.0-8.5
Total Dissolved Solids	mg/l	2540 C	< 25	37,680	-
Total Suspended Solids	mg/l	2540 D	< 2.5	11	≤ 16.3[4]
Fat Oil & Grease	mg/l	5520 B	< 2.0	ND	-
Fat Oil & Grease	-	Observation	-	NV	Invisible
Dissolved Oxygen	mg/l	4500-O G	< 0.1	6.0	≥ 4.0
BOD_5	mg/l	5210 B	< 1.0	< 1.0	-
COD	mg/l	5220 C	< 15.00	63.84	-
Styrene	mg/l	5030 C / 8260 D	< 0.0002	ND	-

REFERENCE : STANDARD METHODS FOR EXAMINATION OF WATER AND WASTEWATER 24TH ED. 2023 (AWWA,APHA, WEF)

REFERENCE : UNITED STATES ENVIRONMENTAL PROTECTION AGENCY, SW 846 3RD EDITION, 2020.

(Miss Pornapa Budthum)
Analyst

(Miss Khemchuda Insom)
Technical Management Team

Remark : 1. Reported analysis refers to submitted sample only.

2. This report shall not be reproduced, except in full, without official approval.

3. [3] Notification of the National Environment Board B.E.2564 (2021) Class 5.

4. [2] $\triangle \leq 10\ \%$ means decrease from the natural condition by not more than 10 % which were compared with the minimum value.

The minimum value of transparency in the year 2025 is 1.4 m. (On April 22, 2025)

Therefore, the standard of transparency value is 1.26 m.

5. [2] $\triangle \leq 2$ means change from natural condition not more than 2 °C. Temperature at Rayong On May 19, 2026 is 32.7 °C.

6. [4] The results should not be changed by more than the sum of daily average and the standard diviation.

Daily average was calculated from hourly measurement or at least 5 samples taken at equal time interval within one day.

(Standard by S.P.S. Consulting Service on May 2, 2023 is 16.3 mg/l)

7. - Not available.

8. The natural condition was normal during sampling period.

ใบรับรองผลการตรวจวัดคุณภาพน้ำทิ้ง

บริษัท ซีคอท จำกัด
SECOT CO., LTD.
239 ถนนริมคลองประปา แขวงบางซื่อ เขตบางซื่อ กรุงเทพมหานคร 10800
239 RIMKLONGPRAPA ROAD, BANGSUE, BANGKOK 10800, THAILAND
TEL. (662) 959-3600 FAX (662) 959-3535 Website : secot.co.th E-mail : envserv@secot.co.th

WATER AND WASTEWATER ANALYSIS REPORT

CLIENT NAME	: BST Elastomers Co., Ltd. (BSTE)	REQUEST SERVICE No.	: 0011/69
SAMPLING BY	: SECOT Co., Ltd.	REGISTRATION No.	: ๑-239
SAMPLING DATE	: 06/01/2026	SAMPLING METHOD	: Grab
RECEIVED DATE	: 07/01/2026	SAMPLING TIME	: 14:43
ANALYTICAL DATE	: 07/01/2026	SITE OPERATOR	: Mr. Baworn Deechaiya
REPORT DATE	: 15/01/2026		: ๑-239-๑-0005
SAMPLE CONDITION	: เหลืองใสมีตะกอน	FILE CODE	: 226056_WW_January

PARAMETER	UNIT	ANALYSIS METHODS	ND (non-detectable)	STATION Effluent Sump pit	STANDARD[1/]
Color (Original pH)	ADMI	2120 F	< 5.0	51.6	≤ 300
Color (pH 7.0)	ADMI	2120 F	< 5.0	51.3	≤ 300

REFERENCE : STANDARD METHODS FOR EXAMINATION OF WATER AND WASTEWATER 24th ED., 2023 (AWWA-APHA-WEF)

(Miss Pornnapa Budthum)
Analyst
REG. NO. ๑-239-๑-0018

(Miss Khemchuda Insorn)
Technical Management Team
REG. NO. ๑-239-๑-0005

Remark : 1. Reported analysis refers to submitted sample only.
2. This report shall not be reproduced, except in full, without official approval.
3. [1/] Notification of the Ministry of Industry, Regarding Industrial Effluent Standards, B.E.2560 (2017).

บริษัท ซีคอท จำกัด
SECOT CO., LTD.
239 ถนนริมคลองประปา แขวงบางซื่อ เขตบางซื่อ กรุงเทพมหานคร 10800
239 RIMKLONGPRAPA ROAD, BANGSUE, BANGKOK 10800, THAILAND
TEL. (662) 959-3600 FAX (662) 959-3535 Website : secot.co.th E-mail : envserv@secot.co.th

WATER AND WASTEWATER ANALYSIS REPORT

CLIENT NAME	: BST Elastomers Co., Ltd. (BSTE)	REQUEST SERVICE No.	: 0011/69
SAMPLING BY	: SECOT Co., Ltd.	REGISTRATION No.	: -
SAMPLING DATE	06/01/2026	SAMPLING METHOD	: Grab
RECEIVED DATE	: 07/01/2026	SAMPLING TIME	: 14:43
ANALYTICAL DATE	07-15/01/2026	SITE OPERATOR	: Mr. Baworn Deechaiya
REPORT DATE	: 15/01/2026		: -
SAMPLE CONDITION	: เหลืองใสมีตะกอน	FILE CODE	: 226056_WW_January

PARAMETER	UNIT	ANALYSIS METHODS	ND (non-detectable)	STATION Sump pit	STANDARD
Flow Rate	m^3/hr	-	-	76.0	-
Dissolved Oxygen	mg/l	4500-O G	< 0.1	4.7	-
Styrene	mg/l	5030 C / 8260 D	< 0.0002	ND	-

REFERENCE : STANDARD METHODS FOR EXAMINATION OF WATER AND WASTEWATER 24th ED., 2023 (AWWA-APHA-WEF)

REFERENCE : UNITED STATES ENVIRONMENTAL PROTECTION AGENCY, SW-846, 3rd EDITION, NOV.

(Miss Pornnapa Budthum)
Analyst

(Miss Khemchuda Insorn)
Technical Management Team

Remark : 1. Reported analysis refers to submitted sample only.
2. This report shall not be reproduced, except in full, without official approval.
3. - Not available.

บริษัท ซีคอท จำกัด
SECOT CO., LTD.
239 ถนนริมคลองประปา แขวงบางซื่อ เขตบางซื่อ กรุงเทพมหานคร 10800
239 RIMKLONGPRAPA ROAD, BANGSUE, BANGKOK 10800, THAILAND
TEL. (662) 959-3600 FAX (662) 959-3535 Website : secot.co.th E-mail : envserv@secot.co.th

WATER AND WASTEWATER ANALYSIS REPORT

CLIENT NAME	: BST Elastomers Co., Ltd. (BSTE)	REQUEST SERVICE No.	: 0011/69
SAMPLING BY	: SECOT Co., Ltd.	REGISTRATION No.	: 7-239
SAMPLING DATE	: 06/01/2026	SAMPLING METHOD	: Grab
RECEIVED DATE	: 07/01/2026	SAMPLING TIME	: 14:43
ANALYTICAL DATE	07-15/01/2026	SITE OPERATOR	: Mr. Bawom Deechaiya
REPORT DATE	: 15/01/2026		: 7-239-9-0005
SAMPLE CONDITION	: เหลืองใสมีตะกอน	FILE CODE	: 226056_WW_January

PARAMETER	UNIT	ANALYSIS METHODS	ND (non-detectable)	STATION Sump pit	STANDARD[1]
Temperature	°C	2550 B	< 0.5	36.6	≤ 40
pH	-	4500-H⁺ B	< 0.10	7.48	5.5 - 9.0
Total Dissolved Solids	mg/l	2540 C	< 25	4,528	≤ 37,320
Total Suspended Solids	mg/l	2540 D	< 2.5	4.4	≤ 50
Fat Oil & Grease	mg/l	5520 B	< 2.0	ND	≤ 5
BOD_5	mg/l	5210 B	< 1.0	1.9	≤ 20
COD	mg/l	5220 C	< 15.00	63.58	≤ 120

REFERENCE : STANDARD METHODS FOR EXAMINATION OF WATER AND WASTEWATER 24TH ED. 2023 (AWWA, APHA, WEF)

(Miss Pornapa Budthum)
Analyst
REG. NO. 7-239-9-0018

(Miss Khemchuda Insom)
Technical Management Team
REG. NO. 7-239-9-0005

Remark : 1. Reported analysis refers to submitted sample only.
2. This report shall not be reproduced, except in full, without official approval.
3. [1] Notification of the Ministry of Industry, Regarding Industrial Effluent Standards, B.E.2560 (2017).
exceed TDS in the water resources by not more than 5,000 mg/l (Measurement Results of Coastal Water on January 06, 2026 found to be 32,320 mg/l therefore the Standard of TDS found to be 37,320 mg/l).
4. - Not available.

บริษัท ซีคอท จำกัด
SECOT CO., LTD.
239 ถนนริมคลองประปา แขวงบางซื่อ เขตบางซื่อ กรุงเทพมหานคร 10800
239 RIMKLONGPRAPA ROAD, BANGSUE, BANGKOK 10800, THAILAND
TEL. (662) 959-3600 FAX (662) 959-3535 Website : secot.co.th E-mail : envserv@secot.co.th

WATER AND WASTEWATER ANALYSIS REPORT

CLIENT NAME	: BST Elastomers Co., Ltd. (BSTE)	REQUEST SERVICE No.	: 0011/69
SAMPLING BY	: SECOT Co., Ltd.	REGISTRATION No.	: -
SAMPLING DATE	: 06/01/2026	SAMPLING METHOD	: Grab
RECEIVED DATE	: 07/01/2026	SAMPLING TIME	: 14:29
ANALYTICAL DATE	: 07-15/01/2026	SITE OPERATOR	: Mr. Bawom Deechaiya
REPORT DATE	: 15/01/2026		: -
SAMPLE CONDITION	: เหลืองใสมีตะกอน	FILE CODE	: 226056_WW_January

PARAMETER	UNIT	ANALYSIS METHODS	ND (non-detectable)	STATION Intermediate Tank II before Final Check Basin	STANDARD
Dissolved Oxygen	mg/l	4500-O G	< 0.1	5.1	-
Styrene	mg/l	5030 C / 8260 D	< 0.0002	ND	-

REFERENCE : STANDARD METHODS FOR EXAMINATION OF WATER AND WASTEWATER 24TH ED. 2023 (AWWA, APHA, WEF)

REFERENCE : UNITED STATES ENVIRONMENTAL PROTECTION AGENCY, SW-846, 3RD EDITION, 2020.

(Miss Pornapa Budthum)
Analyst

(Miss Khemchuda Insom)
Technical Management Team

Remark : 1. Reported analysis refers to submitted sample only.
2. This report shall not be reproduced, except in full, without official approval.
3. - Not available.

บริษัท ซีคอท จำกัด
SECOT CO., LTD.
239 ถนนริมคลองประปา แขวงบางซื่อ เขตบางซื่อ กรุงเทพมหานคร 10800
239 RIMKLONGPRAPA ROAD, BANGSUE, BANGKOK 10800, THAILAND
TEL. (662) 959-3600 FAX (662) 959-3535 Website : secot.co.th E-mail : envserv@secot.co.th

WATER AND WASTEWATER ANALYSIS REPORT

CLIENT NAME	: BST Elastomers Co., Ltd. (BSTE)	REQUEST SERVICE No.	: 0011/69
SAMPLING BY	: SECOT Co., Ltd.	REGISTRATION No.	: ว-239
SAMPLING DATE	: 06/01/2026	SAMPLING METHOD	: Grab
RECEIVED DATE	: 07/01/2026	SAMPLING TIME	: 14:29
ANALYTICAL DATE	: 07-15/01/2026	SITE OPERATOR	: Mr. Bawom Deechaiya
REPORT DATE	: 15/01/2026		: ว-239-ง-0005
SAMPLE CONDITION	: เหลืองใสมีตะกอน	FILE CODE	: 226056_WW_January

PARAMETER	UNIT	ANALYSIS METHODS	ND (non-detectable)	STATION Intermediate Tank II before Final Check Basin	STANDARD[1/]
Temperature	°C	2550 B	< 0.5	38.4	≤ 40
pH	-	4500-H^+ B	< 0.10	7.18	5.5 - 9.0
Total Dissolved Solids	mg/l	2540 C	< 25	4,408	≤ 37,320
Total Suspended Solids	mg/l	2540 D	< 2.5	< 2.5	≤ 50
Fat Oil & Grease	mg/l	5520 B	< 2.0	ND	≤ 5
BOD_5	mg/l	5210 B	< 1.0	< 1.0	< 20
COD	mg/l	5220 C	< 15.00	56.10	< 120

REFERENCE : STANDARD METHODS FOR EXAMINATION OF WATER AND WASTEWATER 24th ED. 2023 (AWWA.APHA.WEF)

(Miss Pornapa Buddhum)
Analyst
REG. NO. ว-239-ง-0018

(Miss Khemchuda Insom)
Technical Management Team
REG. NO. ว-239-ค-0005

Remark : 1. Reported analysis refers to submitted sample only.
2. This report shall not be reproduced, except in full, without official approval.
3. [1/] Notification of the Ministry of Industry, Regarding Industrial Effluent Standards, B.E.2560 (2017).
exceed TDS in the water resources by not more than 5,000 mg/l (Measurement Results of Coastal Water on January 06, 2026
found to be 32,320 mg/l therefore the Standard of TDS found to be 37,320 mg/l).
4. - Not available.

บริษัท ซีคอท จำกัด
SECOT CO., LTD.
239 ถนนริมคลองประปา แขวงบางซื่อ เขตบางซื่อ กรุงเทพมหานคร 10800
239 RIMKLONGPRAPA ROAD, BANGSUE, BANGKOK 10800, THAILAND
TEL. (662) 959-3600 FAX (662) 959-3535 Website : secot.co.th E-mail : envserv@secot.co.th

WATER AND WASTEWATER ANALYSIS REPORT

CLIENT NAME	BST Elastomers Co., Ltd. (BSTE)	REQUEST SERVICE No.	: 0327/69
SAMPLING BY	SECOT Co., Ltd.	REGISTRATION No.	: ว-239
SAMPLING DATE	: 24/02/2026	SAMPLING METHOD	: Grab
RECEIVED DATE	: 25/02/2026	SAMPLING TIME	: 09:10
ANALYTICAL DATE	: 25/02/2026-06/03/2026	SITE OPERATOR	: Mr. Siwanon Kulwong
REPORT DATE	: 06/03/2026		: ว-239-ง-0010
SAMPLE CONDITION	: เหลืองใสมีตะกอน	FILE CODE	: 226056 WW February

PARAMETER	UNIT	ANALYSIS METHODS	ND (non-detectable)	STATION Sump pit	STANDARD[1/]
Temperature	°C	2550 B	< 0.5	35.5	≤ 40
pH	-	4500-H^+ B	< 0.10	7.32	5.5 - 9.0
Total Dissolved Solids	mg/l	2540 C	< 25	3,912	≤ 38,020
Total Suspended Solids	mg/l	2540 D	< 2.5	13	≤ 50
Fat Oil & Grease	mg/l	5520 B	< 2.0	ND	≤ 5
BOD_5	mg/l	5210 B	< 1.0	1.4	≤ 20
COD	mg/l	5220 C	< 15.00	83.78	≤ 120

REFERENCE : STANDARD METHODS FOR EXAMINATION OF WATER AND WASTEWATER 24th ED. 2023 (AWWA.APHA.WEF)

(Miss Pornapa Buddhum)
Analyst
REG. NO. ว-239-ง-0018

(Miss Khemchuda Insom)
Technical Management Team
REG. NO. ว-239-ค-0005

Remark : 1. Reported analysis refers to submitted sample only.
2. This report shall not be reproduced, except in full, without official approval.
3. [1/] Notification of the Ministry of Industry, Regarding Industrial Effluent Standards, B.E.2560 (2017).
exceed TDS in the water resources by not more than 5,000 mg/l (Measurement Results of Coastal Water on February 10, 2026
found to be 33,020 mg/l therefore the Standard of TDS found to be 38,020 mg/l).
4. - Not available.

บริษัท ซีคอท จำกัด
SECOT CO., LTD.
239 ถนนริมคลองประปา แขวงบางซื่อ เขตบางซื่อ กรุงเทพมหานคร 10800
239 RIMKLONGPRAPA ROAD, BANGSUE, BANGKOK 10800, THAILAND
TEL. (662) 959-3600 FAX (662) 959-3535 Website : secot.co.th E-mail : envserv@secot.co.th

WATER AND WASTEWATER ANALYSIS REPORT

CLIENT NAME	: BST Elastomers Co., Ltd. (BSTE)	**REQUEST SERVICE No.**	: 0327/69
SAMPLING BY	: SECOT Co., Ltd.	**REGISTRATION No.**	: 3-239
SAMPLING DATE	: 24/02/2026	**SAMPLING METHOD**	: Grab
RECEIVED DATE	: 25/02/2026	**SAMPLING TIME**	: 09:10
ANALYTICAL DATE	: 25/02/2026	**SITE OPERATOR**	: Mr. Siwanon Kulwong
REPORT DATE	: 06/03/2026		: 3-239-ง-0010
SAMPLE CONDITION	: เหลืองใสมีตะกอน	**FILE CODE**	: 226056_WW_February

PARAMETER	UNIT	ANALYSIS METHODS	ND (non-detectable)	STATION Effluent Sump pit	STANDARD[1/]
Color (Original pH)	ADMI	2120 F	< 5.0	44.9	≤ 300
Color (pH 7.0)	ADMI	2120 F	< 5.0	43.6	≤ 300

REFERENCE : STANDARD METHODS FOR EXAMINATION OF WATER AND WASTEWATER 24th ED. 2023 (AWWA,APHA,WEF)

(Miss Pornapa Budthum)
Analyst
REG. NO. 3-239-ง-0018

(Miss Khemchuda Insorn)
Technical Management Team
REG. NO. 3-239-ค-0005

Remark : 1. Reported analysis refers to submitted sample only.
2. This report shall not be reproduced, except in full, without official approval.
3. [1/] Notification of the Ministry of Industry, Regarding Industrial Effluent Standards, B.E.2560 (2017).

บริษัท ซีคอท จำกัด
SECOT CO., LTD.
239 ถนนริมคลองประปา แขวงบางซื่อ เขตบางซื่อ กรุงเทพมหานคร 10800
239 RIMKLONGPRAPA ROAD, BANGSUE, BANGKOK 10800, THAILAND
TEL. (662) 959-3600 FAX (662) 959-3535 Website : secot.co.th E-mail : envserv@secot.co.th

WATER AND WASTEWATER ANALYSIS REPORT

CLIENT NAME	: BST Elastomers Co., Ltd. (BSTE)	**REQUEST SERVICE No.**	: 0327/69
SAMPLING BY	: SECOT Co., Ltd.	**REGISTRATION No.**	: -
SAMPLING DATE	: 24/02/2026	**SAMPLING METHOD**	: Grab
RECEIVED DATE	: 25/02/2026	**SAMPLING TIME**	: 09:10
ANALYTICAL DATE	: 24/02/2026,04/03/2026	**SITE OPERATOR**	: Mr. Siwanon Kulwong
REPORT DATE	: 06/03/2026		: -
SAMPLE CONDITION	: เหลืองใสมีตะกอน	**FILE CODE**	: 226056_WW_February

PARAMETER	UNIT	ANALYSIS METHODS	ND (non-detectable)	STATION Sump pit	STANDARD
Flow Rate	m^3/hr	-	-	94.0	-
Dissolved Oxygen	mg/l	4500-O G	< 0.1	4.5	-
Styrene	mg/l	5030 C / 8260 D	< 0.0002	ND	-

REFERENCE : STANDARD METHODS FOR EXAMINATION OF WATER AND WASTEWATER 24th ED. 2023 (AWWA,APHA,WEF)

REFERENCE : UNITED STATES ENVIRONMENTAL PROTECTION AGENCY, SW-846, 3rd EDITION, 2020.

(Miss Pornapa Budthum)
Analyst

(Miss Khemchuda Insorn)
Technical Management Team

Remark : 1. Reported analysis refers to submitted sample only.
2. This report shall not be reproduced, except in full, without official approval.
3. - Not available.

บริษัท ซีคอท จำกัด
SECOT CO., LTD.
239 ถนนริมคลองประปา แขวงบางซื่อ เขตบางซื่อ กรุงเทพมหานคร 10800
239 RIMKLONGPRAPA ROAD, BANGSUE, BANGKOK 10800, THAILAND
TEL. (662) 959-3600 FAX (662) 959-3535 Website : secot.co.th E-mail : envserv@secot.co.th

WATER AND WASTEWATER ANALYSIS REPORT

CLIENT NAME	: BST Elastomers Co., Ltd. (BSTE)	REQUEST SERVICE No.	: 0327/69
SAMPLING BY	: SECOT Co., Ltd.	REGISTRATION No.	: ว-239
SAMPLING DATE	: 24/02/2026	SAMPLING METHOD	: Grab
RECEIVED DATE	: 25/02/2026	SAMPLING TIME	: 09:00
ANALYTICAL DATE	: 25/02/2026-06/03/2026	SITE OPERATOR	: Mr. Siwanon Kulwong
REPORT DATE	: 06/03/2026		: ว-239-ง-0010
SAMPLE CONDITION	: เหลืองใสมีตะกอน	FILE CODE	: 226056_WW_February

PARAMETER	UNIT	ANALYSIS METHODS	ND (non-detectable)	STATION: Intermediate Tank II before Final Check Basin	STANDARD[1/]
Temperature	°C	2550 B	< 0.5	36.8	≤ 40
pH	-	4500-H⁺ B	< 0.10	7.18	5.5 - 9.0
Total Dissolved Solids	mg/l	2540 C	< 2.5	3,858	≤ 38,020
Total Suspended Solids	mg/l	2540 D	< 2.5	36	≤ 50
Fat Oil & Grease	mg/l	5520 B	< 2.0	ND	≤ 5
BOD_5	mg/l	5210 B	< 1.0	2.3	< 20
COD	mg/l	5220 C	< 15.00	89.58	< 120

REFERENCE STANDARD METHODS FOR EXAMINATION OF WATER AND WASTEWATER 24th ED. 2023 (AWWA.APHA.WEF)

(Miss Pornnapa Budthum)
Analyst
REG. NO. ว-239-ง-0018

(Miss Khemchuda Insorn)
Technical Management Team
REG. NO. ว-239-ง-0005

Remark : 1. Reported analysis refers to submitted sample only.
2. This report shall not be reproduced, except in full, without official approval.
3. [1/] Notification of the Ministry of Industry, Regarding Industrial Effluent Standards, B.E.2560 (2017).
exceed TDS in the water resources by not more than 5,000 mg/l (Measurement Results of Coastal Water on February 10, 2026
found to be 33,020 mg/l therefore the Standard of TDS found to be 38,020 mg/l).
4. - Not available.

บริษัท ซีคอท จำกัด
SECOT CO., LTD.
239 ถนนริมคลองประปา แขวงบางซื่อ เขตบางซื่อ กรุงเทพมหานคร 10800
239 RIMKLONGPRAPA ROAD, BANGSUE, BANGKOK 10800, THAILAND
TEL. (662) 959-3600 FAX (662) 959-3535 Website : secot.co.th E-mail : envserv@secot.co.th

WATER AND WASTEWATER ANALYSIS REPORT

CLIENT NAME	: BST Elastomers Co., Ltd. (BSTE)	REQUEST SERVICE No.	: 0327/69
SAMPLING BY	: SECOT Co., Ltd.	REGISTRATION No.	: -
SAMPLING DATE	: 24/02/2026	SAMPLING METHOD	: Grab
RECEIVED DATE	: 25/02/2026	SAMPLING TIME	: 09:00
ANALYTICAL DATE	: 24/02/2026,04/03/2026	SITE OPERATOR	: Mr. Siwanon Kulwong
REPORT DATE	: 06/03/2026		: -
SAMPLE CONDITION	: เหลืองใสมีตะกอน	FILE CODE	: 226056_WW_February

PARAMETER	UNIT	ANALYSIS METHODS	ND (non-detectable)	STATION: Intermediate Tank II before Final Check Basin	STANDARD
Dissolved Oxygen	mg/l	4500-O G	< 0.1	3.8	-
Styrene	mg/l	5030 C / 8260 D	< 0.0002	ND	-

REFERENCE: STANDARD METHODS FOR EXAMINATION OF WATER AND WASTEWATER 24th ED. 2023 (AWWA.APHA.WEF)

REFERENCE: UNITED STATES ENVIRONMENTAL PROTECTION AGENCY, SW 846 3rd EDITION, 2020.

(Miss Pornnapa Budthum)
Analyst

(Miss Khemchuda Insorn)
Technical Management Team

Remark : 1. Reported analysis refers to submitted sample only.
2. This report shall not be reproduced, except in full, without official approval.
3. - Not available.

บริษัท ซีคอท จำกัด
SECOT CO., LTD.
239 ถนนริมคลองประปา แขวงบางซื่อ เขตบางซื่อ กรุงเทพมหานคร 10800
239 RIMKLONGPRAPA ROAD, BANGSUE, BANGKOK 10800, THAILAND
TEL. (662) 959-3600 FAX (662) 959-3535 Website : secot.co.th E-mail : envserv@secot.co.th

WATER AND WASTEWATER ANALYSIS REPORT

CLIENT NAME	: BST Elastomers Co., Ltd. (BSTE)	REQUEST SERVICE No.	: 0506/69
SAMPLING BY	: SECOT Co., Ltd.	REGISTRATION No.	: ว-239
SAMPLING DATE	: 24/03/2026	SAMPLING METHOD	: Grab
RECEIVED DATE	: 25/03/2026	SAMPLING TIME	: 09:15
ANALYTICAL DATE	: 25/03/2026	SITE OPERATOR	: Mr. Siwanon Kulwong
REPORT DATE	: 31/03/2026		: ว-239-ส-0010
SAMPLE CONDITION	: เหลืองใส	FILE CODE	: 226056_WW_March

PARAMETER	UNIT	ANALYSIS METHODS	ND (non-detectable)	STATION Effluent Sump pit	STANDARD[1/]
Color (Original pH)	ADMI	2120 F	< 5.0	39.5	≤ 300
Color (pH 7.0)	ADMI	2120 F	< 5.0	35.9	≤ 300

REFERENCE : STANDARD METHODS FOR EXAMINATION OF WATER AND WASTEWATER 24th ED. 2023 (AWWA,APHA, WEF)

(Miss Pornnapa Budthum)
Analyst
REG. NO. ว-239-ส-0018

(Miss Khemchuda Insorn)
Technical Management Team
REG. NO. ว-239-ส-0005

Remark : 1. Reported analysis refers to submitted sample only.
2. This report shall not be reproduced, except in full, without official approval.
3. [1/] Notification of the Ministry of Industry, Regarding Industrial Effluent Standards, B.E.2560 (2017).

บริษัท ซีคอท จำกัด
SECOT CO., LTD.
239 ถนนริมคลองประปา แขวงบางซื่อ เขตบางซื่อ กรุงเทพมหานคร 10800
239 RIMKLONGPRAPA ROAD, BANGSUE, BANGKOK 10800, THAILAND
TEL. (662) 959-3600 FAX (662) 959-3535 Website : secot.co.th E-mail : envserv@secot.co.th

WATER AND WASTEWATER ANALYSIS REPORT

CLIENT NAME	: BST Elastomers Co., Ltd. (BSTE)	REQUEST SERVICE No.	: 0506/69
SAMPLING BY	: SECOT Co., Ltd.	REGISTRATION No.	: ว-239
SAMPLING DATE	: 24/03/2026	SAMPLING METHOD	: Grab
RECEIVED DATE	: 25/03/2026	SAMPLING TIME	: 09:15
ANALYTICAL DATE	: 25-30/03/2026	SITE OPERATOR	: Mr. Siwanon Kulwong
REPORT DATE	: 31/03/2026		: ว-239-ส-0010
SAMPLE CONDITION	: เหลืองใส	FILE CODE	: 226056_WW_March

PARAMETER	UNIT	ANALYSIS METHODS	ND (non-detectable)	STATION Sump pit	STANDARD[1/]
Temperature	°C	2550 B	< 0.5	33.6	≤ 40
pH	-	4500-H^+ B	< 0.10	6.80	5.5 - 9.0
Total Dissolved Solids	mg/l	2540 C	< 25	4,248	≤ 38,280
Total Suspended Solids	mg/l	2540 D	< 2.5	6.5	≤ 50
Fat Oil & Grease	mg/l	5520 B	< 2.0	ND	≤ 5
BOD_5	mg/l	5210 B	< 1.0	1.5	≤ 20
COD	mg/l	5220 C	< 15.00	68.55	≤ 120

REFERENCE : STANDARD METHODS FOR EXAMINATION OF WATER AND WASTEWATER 23rd ED. 2023 (AWWA,APHA, WEF)

(Miss Pornnapa Budthum)
Analyst
REG. NO. ว-239-ส-0018

(Miss Khemchuda Insorn)
Technical Management Team
REG. NO. ว-239-ส-0005

Remark : 1. Reported analysis refers to submitted sample only.
2. This report shall not be reproduced, except in full, without official approval.
3. [1/] Notification of the Ministry of Industry, Regarding Industrial Effluent Standards, B.E.2560 (2017).
exceed TDS in the water resources by not more than 5,000 mg/l (Measurement Results of Coastal Water on March 24, 2026 found to be 33,280 mg/l) therefore the Standard of TDS found to be 38,280 mg/l).
4. - Not available.

บริษัท ซีคอท จำกัด
SECOT CO., LTD.
239 ถนนริมคลองประปา แขวงบางซื่อ เขตบางซื่อ กรุงเทพมหานคร 10800
239 RIMKLONGPRAPA ROAD, BANGSUE, BANGKOK 10800, THAILAND
TEL. (662) 959-3600 FAX (662) 959-3535 Website : secot.co.th E-mail : envserv@secot.co.th

WATER AND WASTEWATER ANALYSIS REPORT

CLIENT NAME	: BST Elastomers Co., Ltd. (BSTE)	REQUEST SERVICE No.	: 0506/69
SAMPLING BY	: SECOT Co., Ltd.	REGISTRATION No.	: -
SAMPLING DATE	: 24/03/2026	SAMPLING METHOD	: Grab
RECEIVED DATE	: 25/03/2026	SAMPLING TIME	: 09:15
ANALYTICAL DATE	: 24,31/03/2026	SITE OPERATOR	: Mr. Siwanon Kulwong
REPORT DATE	: 31/03/2026		: -
SAMPLE CONDITION	: เหลืองใส	FILE CODE	: 226056_WW_March

PARAMETER	UNIT	ANALYSIS METHODS	ND (non-detectable)	STATION Sump pit	STANDARD
Flow Rate	m^3/hr	-	-	66.0	-
Dissolved Oxygen	mg/l	4500-O G	< 0.1	6.6	-
Styrene	mg/l	5030 C / 8260 D	< 0.0002	ND	-

REFERENCE : STANDARD METHODS FOR EXAMINATION OF WATER AND WASTEWATER 24th ED.2023 (AWWA,APHA,WEF)

REFERENCE : UNITED STATES ENVIRONMENTAL PROTECTION AGENCY, SW 846 3rd EDITION, 2020.

(Miss Porunapa Budthum)
Analyst

(Miss Khemchuda Insorn)
Technical Management Team

Remark : 1. Reported analysis refers to submitted sample only.
2. This report shall not be reproduced, except in full, without official approval.
3. - Not available.

บริษัท ซีคอท จำกัด
SECOT CO., LTD.
239 ถนนริมคลองประปา แขวงบางซื่อ เขตบางซื่อ กรุงเทพมหานคร 10800
239 RIMKLONGPRAPA ROAD, BANGSUE, BANGKOK 10800, THAILAND
TEL. (662) 959-3600 FAX (662) 959-3535 Website : secot.co.th E-mail : envserv@secot.co.th

WATER AND WASTEWATER ANALYSIS REPORT

CLIENT NAME	: BST Elastomers Co., Ltd. (BSTE)	REQUEST SERVICE No.	: 0506/69
SAMPLING BY	: SECOT Co., Ltd.	REGISTRATION No.	: ๑-239
SAMPLING DATE	: 24/03/2026	SAMPLING METHOD	: Grab
RECEIVED DATE	: 25/03/2026	SAMPLING TIME	: 09:31
ANALYTICAL DATE	: 25-30/03/2026	SITE OPERATOR	: Mr. Siwanon Kulwong
REPORT DATE	: 31/03/2026		: ๑-239-๑-0010
SAMPLE CONDITION	: เหลืองใส	FILE CODE	: 226056_WW_March

PARAMETER	UNIT	ANALYSIS METHODS	ND (non-detectable)	STATION Intermediate Tank II before Final Check Basin	STANDARD[1/]
Temperature	°C	2550 B	< 0.5	35.8	≤ 40
pH	-	4500-H^+ B	< 0.10	7.31	5.5 - 9.0
Total Dissolved Solids	mg/l	2540 C	< 25	4,120	≤ 38,280
Total Suspended Solids	mg/l	2540 D	< 2.5	9.3	≤ 50
Fat Oil & Grease	mg/l	5520 B	< 2.0	ND	≤ 5
BOD_5	mg/l	5210 B	< 1.0	1.0	< 20
COD	mg/l	5220 C	< 15.00	64.94	< 120

REFERENCE : STANDARD METHODS FOR EXAMINATION OF WATER AND WASTEWATER 24th ED.2023 (AWWA,APHA,WEF)

(Miss Porunapa Budthum)
Analyst
REG. NO. ๑-239-๑-0018

(Miss Khemchuda Insorn)
Technical Management Team
REG. NO. ๑-239-๑-0005

Remark : 1. Reported analysis refers to submitted sample only.
2. This report shall not be reproduced, except in full, without official approval.
3. 1/ Notification of the Ministry of Industry, Regarding Industrial Effluent Standards, B.E.2560 (2017).
exceed TDS in the water resources by not more than 5,000 mg/l (Measurement Results of Coastal Water on March 24, 2026 found to be 33,280 mg/l therefore the Standard of TDS found to be 38,280 mg/l).
4. - Not available.

บริษัท ซีคอท จำกัด
SECOT CO., LTD.
239 ถนนริมคลองประปา แขวงบางซื่อ เขตบางซื่อ กรุงเทพมหานคร 10800
239 RIMKLONGPRAPA ROAD, BANGSUE, BANGKOK 10800, THAILAND
TEL. (662) 959-3600 FAX (662) 959-3535 Website : secot.co.th E-mail : envserv@secot.co.th

WATER AND WASTEWATER ANALYSIS REPORT

CLIENT NAME	: BST Elastomers Co., Ltd. (BSTE)	REQUEST SERVICE No.	: 0506/69
SAMPLING BY	: SECOT Co., Ltd.	REGISTRATION No.	: -
SAMPLING DATE	: 24/03/2026	SAMPLING METHOD	: Grab
RECEIVED DATE	: 25/03/2026	SAMPLING TIME	: 09:31
ANALYTICAL DATE	: 24,31/03/2026	SITE OPERATOR	: Mr. Siwanon Kulwong
REPORT DATE	: 31/03/2026		: -
SAMPLE CONDITION	: เหลืองใส	FILE CODE	: 226056_WW_March

PARAMETER	UNIT	ANALYSIS METHODS	ND (non-detectable)	STATION Intermediate Tank II before Final Check Basin	STANDARD
Dissolved Oxygen	mg/l	4500-O G	< 0.1	4.8	-
Styrene	mg/l	5030 C / 8260 D	< 0.0002	ND	-

REFERENCE : STANDARD METHODS FOR EXAMINATION OF WATER AND WASTEWATER 24th ED. 2023 (AWWA,APHA, WEF)

REFERENCE : UNITED STATES ENVIRONMENTAL PROTECTION AGENCY, SW-846 1st EDITION, 2020.

(Miss Pornnapa Budthum)
Analyst

(Miss Khemchuda Insorn)
Technical Management Team

Remark : 1. Reported analysis refers to submitted sample only.
2. This report shall not be reproduced, except in full, without official approval.
3. - Not available.

บริษัท ซีคอท จำกัด
SECOT CO., LTD.
239 ถนนริมคลองประปา แขวงบางซื่อ เขตบางซื่อ กรุงเทพมหานคร 10800
239 RIMKLONGPRAPA ROAD, BANGSUE, BANGKOK 10800, THAILAND
TEL. (662) 959-3600 FAX (662) 959-3535 Website : secot.co.th E-mail : envserv@secot.co.th

WATER AND WASTEWATER ANALYSIS REPORT

CLIENT NAME	: BST Elastomers Co., Ltd. (BSTE)	REQUEST SERVICE No.	: 0586/69
SAMPLING BY	: SECOT Co., Ltd.	REGISTRATION No.	: 9-239
SAMPLING DATE	: 07/04/2026	SAMPLING METHOD	: Grab
RECEIVED DATE	: 08/04/2026	SAMPLING TIME	: 09:05
ANALYTICAL DATE	: 08/04/2026	SITE OPERATOR	: Mr. Aniwat Pimwanna
REPORT DATE	: 20/04/2026		: 9-239-0-0007
SAMPLE CONDITION	: เหลืองใส	FILE CODE	: 226056_WW_April

PARAMETER	UNIT	ANALYSIS METHODS	ND (non-detectable)	STATION Effluent Sump pit	STANDARD[1]
Color (Original pH)	ADMI	2120 F	< 5.0	31.9	≤ 300
Color (pH 7.0)	ADMI	2120 F	< 5.0	31.2	≤ 300

REFERENCE : STANDARD METHODS FOR EXAMINATION OF WATER AND WASTEWATER 24th ED. 2023 (AWWA,APHA, WEF)

(Miss Pornnapa Budthum)
Analyst
REG. NO. 9-239-0-0018

(Miss Khemchuda Insorn)
Technical Management Team
REG. NO. 9-239-0-0005

Remark : 1. Reported analysis refers to submitted sample only.
2. This report shall not be reproduced, except in full, without official approval.
3. [1] Notification of the Ministry of Industry, Regarding Industrial Effluent Standards, B.E.2560 (2017).

บริษัท ซีคอท จำกัด
SECOT CO., LTD.
239 ถนนริมคลองประปา แขวงบางซื่อ เขตบางซื่อ กรุงเทพมหานคร 10800
239 RIMKLONGPRAPA ROAD, BANGSUE, BANGKOK 10800, THAILAND
TEL. (662) 959-3600 FAX (662) 959-3535 Website : secot.co.th E-mail : envserv@secot.co.th

WATER AND WASTEWATER ANALYSIS REPORT

CLIENT NAME	: BST Elastomers Co., Ltd.(BSTE)	**REQUEST SERVICE No.**	: 0586/69
SAMPLING BY	: SECOT Co., Ltd.	**REGISTRATION No.**	: 3-239
SAMPLING DATE	: 07/04/2026	**SAMPLING METHOD**	: Grab
RECEIVED DATE	: 08/04/2026	**SAMPLING TIME**	: 09:05
ANALYTICAL DATE	: 08-20/04/2026	**SITE OPERATOR**	: Mr. Aniwat Pimwanna
REPORT DATE	: 20/04/2026		: 3-239-0-0007
SAMPLE CONDITION	: เหลืองใส	**FILE CODE**	: 226056_WW_April

PARAMETER	UNIT	ANALYSIS METHODS	ND (non-detectable)	STATION Sump pit	STANDARD[1/]
Temperature	°C	2550 B	< 0.5	33.7	≤ 40
pH	-	4500-H⁺ B	< 0.10	7.35	5.5 - 9.0
Total Dissolved Solids	mg/l	2540 C	< 25	3,714	≤ 40,020
Total Suspended Solids	mg/l	2540 D	< 2.5	4.0	≤ 50
Fat Oil & Grease	mg/l	5520 B	< 2.0	ND	≤ 5
BOD_5	mg/l	5210 B	< 1.0	1.4	≤ 20
COD	mg/l	5220 C	< 15.00	64.19	≤ 120

REFERENCE : STANDARD METHODS FOR EXAMINATION OF WATER AND WASTEWATER 24th ED. 2023 (AWWA.APHA.WEF)

(Miss Pornnapa Budthum)
Analyst
REG. NO. 3-239-0-0018

(Miss Khemchuda Insorn)
Technical Management Team
REG. NO. 3-239-0-0005

Remark : 1. Reported analysis refers to submitted sample only.
2. This report shall not be reproduced, except in full, without official approval.
3. [1/] Notification of the Ministry of Industry, Regarding Industrial Effluent Standards, B.E.2560 (2017).
exceed TDS in the water resources by not more than 5,000 mg/l (Measurement Results of Coastal Water on April 07, 2026 found to be 35,020 mg/l therefore the Standard of TDS found to be 40,020 mg/l).
4. - Not available.

บริษัท ซีคอท จำกัด
SECOT CO., LTD.
239 ถนนริมคลองประปา แขวงบางซื่อ เขตบางซื่อ กรุงเทพมหานคร 10800
239 RIMKLONGPRAPA ROAD, BANGSUE, BANGKOK 10800, THAILAND
TEL. (662) 959-3600 FAX (662) 959-3535 Website : secot.co.th E-mail : envserv@secot.co.th

WATER AND WASTEWATER ANALYSIS REPORT

CLIENT NAME	: BST Elastomers Co., Ltd. (BSTE)	**REQUEST SERVICE No.**	: 0586/69
SAMPLING BY	: SECOT Co., Ltd.	**REGISTRATION No.**	: -
SAMPLING DATE	: 07/04/2026	**SAMPLING METHOD**	: Grab
RECEIVED DATE	: 08/04/2026	**SAMPLING TIME**	: 09:05
ANALYTICAL DATE	: 07-11/04/2026	**SITE OPERATOR**	: Mr. Aniwat Pimwanna
REPORT DATE	: 20/04/2026		: -
SAMPLE CONDITION	: เหลืองใส	**FILE CODE**	: 226056_WW_April

PARAMETER	UNIT	ANALYSIS METHODS	ND (non-detectable)	STATION Sump pit	STANDARD
Flow Rate	m^3/hr	-	-	58.5	-
Dissolved Oxygen	mg/l	4500-O G	< 0.1	4.9	-
Styrene	mg/l	5030 C / 8260 D	< 0.0002	ND	-

REFERENCE : STANDARD METHODS FOR EXAMINATION OF WATER AND WASTEWATER 24th ED. 2023 (AWWA.APHA.WEF)

REFERENCE : UNITED STATES ENVIRONMENTAL PROTECTION AGENCY, SW-846, 3rd EDITION, 2020.

(Miss Pornnapa Budthum)
Analyst

(Miss Khemchuda Insorn)
Technical Management Team

Remark : 1. Reported analysis refers to submitted sample only.
2. This report shall not be reproduced, except in full, without official approval.
3. - Not available.

บริษัท ซีคอท จำกัด
SECOT CO., LTD.
239 ถนนริมคลองประปา แขวงบางซื่อ เขตบางซื่อ กรุงเทพมหานคร 10800
239 RIMKLONGPRAPA ROAD, BANGSUE, BANGKOK 10800, THAILAND
TEL. (662) 959-3600 FAX (662) 959-3535 Website : secot.co.th E-mail : envserv@secot.co.th

WATER AND WASTEWATER ANALYSIS REPORT

CLIENT NAME	: BST Elastomers Co., Ltd. (BSTE)	REQUEST SERVICE No.	: 0586/69
SAMPLING BY	: SECOT Co., Ltd.	REGISTRATION No.	: 3-239
SAMPLING DATE	: 07/04/2026	SAMPLING METHOD	: Grab
RECEIVED DATE	: 08/04/2026	SAMPLING TIME	: 08:56
ANALYTICAL DATE	: 08-20/04/2026	SITE OPERATOR	: Mr. Aniwat Pimwanna
REPORT DATE	: 20/04/2026		: 3-239-ง-0007
SAMPLE CONDITION	: ตกตะกอน	FILE CODE	: 226056_WW_April

PARAMETER	UNIT	ANALYSIS METHODS	ND (non-detectable)	STATION: Intermediate Tank II before Final Check Basin	STANDARD[1/]
Temperature	°C	2550 B	< 0.5	33.8	≤ 40
pH	-	4500-H+ B	< 0.10	7.74	5.5 - 9.0
Total Dissolved Solids	mg/l	2540 C	< 25	3,578	≤ 40,020
Total Suspended Solids	mg/l	2540 D	< 2.5	8.2	≤ 50
Fat Oil & Grease	mg/l	5520 B	< 2.0	ND	≤ 5
BOD_5	mg/l	5210 B	< 1.0	1.1	< 20
COD	mg/l	5220 C	< 15.00	52.86	< 120

REFERENCE : STANDARD METHODS FOR EXAMINATION OF WATER AND WASTEWATER 24th ED. 2023 (AWWA APHA, WEF)

(Miss Pornapa Budthum)
Analyst
REG. NO 3-239-ง-0018

(Miss Khemchuda Insom)
Technical Management Team
REG. NO. 3-239-ง-0005

Remark : 1. Reported analysis refers to submitted sample only.
2. This report shall not be reproduced, except in full, without official approval.
3. [1/] Notification of the Ministry of Industry, Regarding Industrial Effluent Standards, B.E.2560 (2017), exceed TDS in the water resources by not more than 5,000 mg/l (Measurement Results of Coastal Water on April 07, 2026 found to be 35,020 mg/l therefore the Standard of TDS found to be 40,020 mg/l).
4. - Not available.

บริษัท ซีคอท จำกัด
SECOT CO., LTD.
239 ถนนริมคลองประปา แขวงบางซื่อ เขตบางซื่อ กรุงเทพมหานคร 10800
239 RIMKLONGPRAPA ROAD, BANGSUE, BANGKOK 10800, THAILAND
TEL. (662) 959-3600 FAX (662) 959-3535 Website : secot.co.th E-mail : envserv@secot.co.th

WATER AND WASTEWATER ANALYSIS REPORT

CLIENT NAME	: BST Elastomers Co., Ltd. (BSTE)	REQUEST SERVICE No.	: 0586/69
SAMPLING BY	: SECOT Co., Ltd.	REGISTRATION No.	: -
SAMPLING DATE	: 07/04/2026	SAMPLING METHOD	: Grab
RECEIVED DATE	: 08/04/2026	SAMPLING TIME	: 08:56
ANALYTICAL DATE	: 07,11/04/2026	SITE OPERATOR	: Mr. Aniwat Pimwanna
REPORT DATE	: 20/04/2026		: -
SAMPLE CONDITION	: ตกตะกอน	FILE CODE	: 226056_WW_April

PARAMETER	UNIT	ANALYSIS METHODS	ND (non-detectable)	STATION: Intermediate Tank II before Final Check Basin	STANDARD
Dissolved Oxygen	mg/l	4500-O G	< 0.1	5.6	-
Styrene	mg/l	5030 C / 8260 D	< 0.0002	ND	-

REFERENCE : STANDARD METHODS FOR EXAMINATION OF WATER AND WASTEWATER 24th ED. 2023 (AWWA APHA, WEF)

REFERENCE : UNITED STATES ENVIRONMENTAL PROTECTION AGENCY, SW-846 3rd EDITION, 2020.

(Miss Pornapa Budthum)
Analyst

(Miss Khemchuda Insom)
Technical Management Team

Remark : 1. Reported analysis refers to submitted sample only.
2. This report shall not be reproduced, except in full, without official approval.
3. - Not available.

บริษัท ซีคอท จำกัด
SECOT CO., LTD.
239 ถนนริมคลองประปา แขวงบางซื่อ เขตบางซื่อ กรุงเทพมหานคร 10800
239 RIMKLONGPRAPA ROAD, BANGSUE, BANGKOK 10800, THAILAND
TEL. (662) 959-3600 FAX (662) 959-3535 Website : secot.co.th E-mail : envserv@secot.co.th

WATER AND WASTEWATER ANALYSIS REPORT

CLIENT NAME	: BST Elastomers Co., Ltd. (BSTE)	REQUEST SERVICE No.	: 0865/69
SAMPLING BY	: SECOT Co., Ltd.	REGISTRATION No.	: ว-239
SAMPLING DATE	: 19/05/2026	SAMPLING METHOD	: Grab
RECEIVED DATE	: 20/05/2026	SAMPLING TIME	: 15:29
ANALYTICAL DATE	: 20/05/2026	SITE OPERATOR	: Mr. Baworn Deechaiya : ว-239-ง-0005
REPORT DATE	: 26/05/2026		
SAMPLE CONDITION	: เหลืองใสมีตะกอน	FILE CODE	: 226056_WW_May

PARAMETER	UNIT	ANALYSIS METHODS	ND (non-detectable)	STATION Effluent Sump pit	STANDARD[1/]
Color (Original pH)	ADMI	2120 F	< 5.0	22.9	≤ 300
Color (pH 7.0)	ADMI	2120 F	< 5.0	22.8	≤ 300

REFERENCE : STANDARD METHODS FOR EXAMINATION OF WATER AND WASTEWATER 24th ED. 2023 (AWWA.APHA.WEF)

(Miss Pornnapa Budthum)
Analyst
REG. NO. ว-239-ง-0018

(Miss Khemchuda Insorn)
Technical Management Team
REG. NO. ว-239-ง-0005

Remark : 1. Reported analysis refers to submitted sample only.
2. This report shall not be reproduced, except in full, without official approval.
3. [1/] Notification of the Ministry of Industry, Regarding Industrial Effluent Standards, B.E.2560 (2017).

บริษัท ซีคอท จำกัด
SECOT CO., LTD.
239 ถนนริมคลองประปา แขวงบางซื่อ เขตบางซื่อ กรุงเทพมหานคร 10800
239 RIMKLONGPRAPA ROAD, BANGSUE, BANGKOK 10800, THAILAND
TEL. (662) 959-3600 FAX (662) 959-3535 Website : secot.co.th E-mail : envserv@secot.co.th

WATER AND WASTEWATER ANALYSIS REPORT

CLIENT NAME	: BST Elastomers Co., Ltd. (BSTE)	REQUEST SERVICE No.	: 0931/69
SAMPLING BY	: SECOT Co., Ltd.	REGISTRATION No.	: ว-239
SAMPLING DATE	: 29/05/2026	SAMPLING METHOD	: Grab
RECEIVED DATE	: 30/05/2026	SAMPLING TIME	: 10:00
ANALYTICAL DATE	: 30/05/2026-09/06/2026	SITE OPERATOR	: Mr. Jeerawat Khothanhan : ว-239-ง-0025
REPORT DATE	: 09/06/2026		
SAMPLE CONDITION	: เหลืองใสมีตะกอน	FILE CODE	: 226056_WW_May

PARAMETER	UNIT	ANALYSIS METHODS	ND (non-detectable)	STATION Sump pit	STANDARD[1/]
Temperature	°C	2550 B	< 0.5	35.6	≤ 40
pH	-	4500-H+ B	< 0.10	7.90	5.5 - 9.0
Total Dissolved Solids	mg/l	2540 C	< 25	3,912	≤ 40,940
Total Suspended Solids	mg/l	2540 D	< 2.5	8.0	≤ 50
Fat Oil & Grease	mg/l	5520 B	< 2.0	ND	≤ 5
BOD_5	mg/l	5210 B	< 1.0	1.2	< 20
COD	mg/l	5220 C	< 15.00	70.92	≤ 120

REFERENCE : STANDARD METHODS FOR EXAMINATION OF WATER AND WASTEWATER 24th ED. 2023 (AWWA.APHA.WEF)

(Miss Pornnapa Budthum)
Analyst
REG. NO. ว-239-ง-0018

(Miss Khemchuda Insorn)
Technical Management Team
REG. NO. ว-239-ง-0005

Remark : 1. Reported analysis refers to submitted sample only.
2. This report shall not be reproduced, except in full, without official approval.
3. [1/] Notification of the Ministry of Industry, Regarding Industrial Effluent Standards, B.E.2560 (2017).
exceed TDS in the water resources by not more than 5,000 mg/l (Measurement Results of Coastal Water on May 19, 2026 found to be 35,940 mg/l therefore the Standard of TDS found to be 40,940 mg/l).
4. - Not available.

บริษัท ซีคอท จำกัด
SECOT CO., LTD.
239 ถนนริมคลองประปา แขวงบางซื่อ เขตบางซื่อ กรุงเทพมหานคร 10800
239 RIMKLONGPRAPA ROAD, BANGSUE, BANGKOK 10800, THAILAND
TEL. (662) 959-3600 FAX (662) 959-3535 Website : secot.co.th E-mail : envserv@secot.co.th

WATER AND WASTEWATER ANALYSIS REPORT

CLIENT NAME	: BST Elastomers Co., Ltd. (BSTE)	**REQUEST SERVICE No.**	: 0931/69
SAMPLING BY	: SECOT Co., Ltd.	**REGISTRATION No.**	: -
SAMPLING DATE	: 29/05/2026	**SAMPLING METHOD**	: Grab
RECEIVED DATE	: 30/05/2026	**SAMPLING TIME**	: 10:00
ANALYTICAL DATE	: 29/05/2026, 04/06/2026	**SITE OPERATOR**	: Mr. Jeerawat Khothamhan
REPORT DATE	: 09/06/2026		: -
SAMPLE CONDITION	: เหลืองใสมีตะกอน	**FILE CODE**	: 226056_WW_May

PARAMETER	UNIT	ANALYSIS METHODS	ND (non-detectable)	STATION Sump pit	STANDARD
Flow Rate	m^3/hr	-	-	77.4	-
Dissolved Oxygen	mg/l	4500-O G	< 0.1	5.6	-
Styrene	mg/l	5030 C / 8260 D	< 0.0002	ND	-

REFERENCE : STANDARD METHODS FOR EXAMINATION OF WATER AND WASTEWATER 24th ED.2023 (AWWA-APHA, WEF)

REFERENCE : UNITED STATES ENVIRONMENTAL PROTECTION AGENCY, SW-846 3rd EDITION, 2008

(Miss Pornapa Buddhum)
Analyst

(Miss Khemchuda Insom)
Technical Management Team

Remark : 1. Reported analysis refers to submitted sample only.
2. This report shall not be reproduced, except in full, without official approval.
3. - Not available.

บริษัท ซีคอท จำกัด
SECOT CO., LTD.
239 ถนนริมคลองประปา แขวงบางซื่อ เขตบางซื่อ กรุงเทพมหานคร 10800
239 RIMKLONGPRAPA ROAD, BANGSUE, BANGKOK 10800, THAILAND
TEL. (662) 959-3600 FAX (662) 959-3535 Website : secot.co.th E-mail : envserv@secot.co.th

WATER AND WASTEWATER ANALYSIS REPORT

CLIENT NAME	: BST Elastomers Co., Ltd. (BSTE)	**REQUEST SERVICE No.**	: 0931/69
SAMPLING BY	: SECOT Co., Ltd.	**REGISTRATION No.**	: ว-239
SAMPLING DATE	: 29/05/2026	**SAMPLING METHOD**	: Grab
RECEIVED DATE	: 30/05/2026	**SAMPLING TIME**	: 09:45
ANALYTICAL DATE	: 30/05/2026-09/06/2026	**SITE OPERATOR**	: Mr. Jeerawat Khothamhan
REPORT DATE	: 09/06/2026		: ว-239-ง-0025
SAMPLE CONDITION	: เหลืองใสมีตะกอน	**FILE CODE**	: 226056_WW_May

PARAMETER	UNIT	ANALYSIS METHODS	ND (non-detectable)	STATION Intermediate Tank II before Final Check Basin	STANDARD[1/]
Temperature	°C	2550 B	< 0.5	36.9	≤ 40
pH	-	4500-H^+ B	< 0.10	7.57	5.5 - 9.0
Total Dissolved Solids	mg/l	2540 C	< 2.5	3,956	≤ 40,940
Total Suspended Solids	mg/l	2540 D	< 2.5	7.2	≤ 50
Fat Oil & Grense	mg/l	5520 B	< 2.0	ND	≤ 5
BOD_5	mg/l	5210 B	< 1.0	< 1.0	< 20
COD	mg/l	5220 C	< 15.00	59.89	< 120

REFERENCE : STANDARD METHODS FOR EXAMINATION OF WATER AND WASTEWATER 24th ED.2023 (AWWA-APHA, WEF)

(Miss Pornapa Buddhum)
Analyst
REG. NO. ว-239-ง-0018

(Miss Khemchuda Insom)
Technical Management Team
REG. NO. ว-239-ก-0005

Remark : 1. Reported analysis refers to submitted sample only.
2. This report shall not be reproduced, except in full, without official approval.
3. [1/] Notification of the Ministry of Industry, Regarding Industrial Effluent Standards, B.E 2560 (2017).
exceed TDS in the water resources by not more than 5,000 mg/l (Measurement Results of Coastal Water on May 19, 2026 found to be 35,940 mg/l therefore the Standard of TDS found to be 40,940 mg/l).
4. - Not available.

บริษัท ซีคอท จำกัด
SECOT CO., LTD.
239 ถนนริมคลองประปา แขวงบางซื่อ เขตบางซื่อ กรุงเทพมหานคร 10800
239 RIMKLONGPRAPA ROAD, BANGSUE, BANGKOK 10800, THAILAND
TEL. (662) 959-3600 FAX (662) 959-3535 Website : secot.co.th E-mail : envserv@secot.co.th

WATER AND WASTEWATER ANALYSIS REPORT

CLIENT NAME	: BST Elastomers Co., Ltd. (BSTE)	REQUEST SERVICE No.	: 0931/69
SAMPLING BY	: SECOT Co., Ltd.	REGISTRATION No.	: -
SAMPLING DATE	: 29/05/2026	SAMPLING METHOD	: Grab
RECEIVED DATE	: 30/05/2026	SAMPLING TIME	: 09:45
ANALYTICAL DATE	: 29/05/2026, 04/06/2026	SITE OPERATOR	: Mr. Jeerawat Khothanthan
REPORT DATE	: 09/06/2026		: -
SAMPLE CONDITION	: เหลืองใสมีตะกอน	FILE CODE	: 226056_WW_May

PARAMETER	UNIT	ANALYSIS METHODS	ND (non-detectable)	STATION: Intermediate Tank II before Final Check Basin	STANDARD
Dissolved Oxygen	mg/l	4500-O G	< 0.1	4.1	-
Styrene	mg/l	5030 C / 8260 D	< 0.0002	ND	-

REFERENCE : STANDARD METHODS FOR EXAMINATION OF WATER AND WASTEWATER 24th ED. 2023 (AWWA APHA, WEF)

REFERENCE : UNITED STATES ENVIRONMENTAL PROTECTION AGENCY, SW-846, 3rd EDITION, 2020.

(Miss Pornapa Budthum)
Analyst

(Miss Khemchuda Insorn)
Technical Management Team

Remark : 1. Reported analysis refers to submitted sample only.
2. This report shall not be reproduced, except in full, without official approval.
3. - Not available.

บริษัท ซีคอท จำกัด
SECOT CO., LTD.
239 ถนนริมคลองประปา แขวงบางซื่อ เขตบางซื่อ กรุงเทพมหานคร 10800
239 RIMKLONGPRAPA ROAD, BANGSUE, BANGKOK 10800, THAILAND
TEL. (662) 959-3600 FAX (662) 959-3535 Website : secot.co.th E-mail : envserv@secot.co.th

WATER AND WASTEWATER ANALYSIS REPORT

CLIENT NAME	: BST Elastomers Co., Ltd. (BSTE)	REQUEST SERVICE No.	: 0936/69
SAMPLING BY	: SECOT Co., Ltd.	REGISTRATION No.	: 3-239
SAMPLING DATE	: 02/06/2026	SAMPLING METHOD	: Grab
RECEIVED DATE	: 03/06/2026	SAMPLING TIME	: 09:06
ANALYTICAL DATE	: 03/06/2026	SITE OPERATOR	: Mr. Baworn Deechaiya
REPORT DATE	: 10/06/2026		: 3-239-ง-0005
SAMPLE CONDITION	: เหลืองใสมีตะกอน	FILE CODE	: 226056_WW_June

PARAMETER	UNIT	ANALYSIS METHODS	ND (non-detectable)	STATION: Effluent Sump pit	STANDARD[1]
Color (Original pH)	ADMI	2120 F	< 5.0	29.3	≤ 300
Color (pH 7.0)	ADMI	2120 F	< 5.0	29.0	≤ 300

REFERENCE : STANDARD METHODS FOR EXAMINATION OF WATER AND WASTEWATER 24th ED. 2023 (AWWA APHA, WEF)

(Miss Pornapa Budthum)
Analyst
REG. NO. 3-239-ง-0018

(Miss Khemchuda Insorn)
Technical Management Team
REG. NO. 3-239-ง-0005

Remark : 1. Reported analysis refers to submitted sample only.
2. This report shall not be reproduced, except in full, without official approval.
3. [1] Notification of the Ministry of Industry, Regarding Industrial Effluent Standards, B.E.2560 (2017).

บริษัท ซีคอท จำกัด
SECOT CO., LTD.
239 ถนนริมคลองประปา แขวงบางซื่อ เขตบางซื่อ กรุงเทพมหานคร 10800
239 RIMKLONGPRAPA ROAD, BANGSUE, BANGKOK 10800, THAILAND
TEL. (662) 959-3600 FAX (662) 959-3535 Website : secot.co.th E-mail : envserv@secot.co.th

WATER AND WASTEWATER ANALYSIS REPORT

CLIENT NAME	: BST Elastomers Co., Ltd. (BSTE)	REQUEST SERVICE No.	: 0936/69
SAMPLING BY	: SECOT Co., Ltd.	REGISTRATION No.	: 9-239
SAMPLING DATE	: 02/06/2026	SAMPLING METHOD	: Grab
RECEIVED DATE	: 03/06/2026	SAMPLING TIME	: 09:06
ANALYTICAL DATE	: 03-10/06/2026	SITE OPERATOR	: Mr. Baworn Deechaiya
REPORT DATE	: 10/06/2026		: 9-239-8-0005
SAMPLE CONDITION	: เหลืองใสมีตะกอน	FILE CODE	: 226056_WW_June

PARAMETER	UNIT	ANALYSIS METHODS	ND (non-detectable)	STATION Sump pit	STANDARD[1]
Temperature	°C	2550 B	< 0.5	35.4	≤ 40
pH	-	4500-H^+ B	< 0.10	7.03	5.5 - 9.0
Total Dissolved Solids	mg/l	2540 C	< 25	3,840	≤ 35,240
Total Suspended Solids	mg/l	2540 D	< 2.5	9.3	≤ 50
Fat Oil & Grease	mg/l	5520 B	< 2.0	ND	≤ 5
BOD_5	mg/l	5210 B	< 1.0	1.2	≤ 20
COD	mg/l	5220 C	< 15.00	69.34	≤ 120

REFERENCE : STANDARD METHODS FOR EXAMINATION OF WATER AND WASTEWATER 24th ED. 2023 (AWWA, APHA, WEF)

(Miss Pornnapa Budthum)
Analyst
REG. NO. 9-239-8-0018

(Miss Khemchuda Insorn)
Technical Management Team
REG. NO. 9-239-8-0005

Remark : 1. Reported analysis refers to submitted sample only.
2. This report shall not be reproduced, except in full, without official approval
3. [1] Notification of the Ministry of Industry, Regarding Industrial Effluent Standards, B.E.2560 (2017).
exceed TDS in the water resources by not more than 5,000 mg/l (Measurement Results of Coastal Water on June 02, 2026 found to be 30,240 mg/l therefore the Standard of TDS found to be 35,240 mg/l).
4. - Not available.

บริษัท ซีคอท จำกัด
SECOT CO., LTD.
239 ถนนริมคลองประปา แขวงบางซื่อ เขตบางซื่อ กรุงเทพมหานคร 10800
239 RIMKLONGPRAPA ROAD, BANGSUE, BANGKOK 10800, THAILAND
TEL. (662) 959-3600 FAX (662) 959-3535 Website : secot.co.th E-mail : envserv@secot.co.th

WATER AND WASTEWATER ANALYSIS REPORT

CLIENT NAME	: BST Elastomers Co., Ltd. (BSTE)	REQUEST SERVICE No.	: 0936/69
SAMPLING BY	: SECOT Co., Ltd.	REGISTRATION No.	: -
SAMPLING DATE	: 02/06/2026	SAMPLING METHOD	: Grab
RECEIVED DATE	: 03/06/2026	SAMPLING TIME	: 09:06
ANALYTICAL DATE	: 02,04/06/2026	SITE OPERATOR	: Mr. Baworn Deechaiya
REPORT DATE	: 10/06/2026		: -
SAMPLE CONDITION	เหลืองใสมีตะกอน	FILE CODE	: 226056_WW_June

PARAMETER	UNIT	ANALYSIS METHODS	ND (non-detectable)	STATION Sump pit	STANDARD
Flow Rate	m^3/hr	-	-	90.0	-
Dissolved Oxygen	mg/l	4500-O G	< 0.1	5.0	-
Styrene	mg/l	5030 C / 8260 D	< 0.0002	ND	-

REFERENCE : STANDARD METHODS FOR EXAMINATION OF WATER AND WASTEWATER 24th ED. 2023 (AWWA, APHA, WEF)

REFERENCE : UNITED STATES ENVIRONMENTAL PROTECTION AGENCY, SW-846, 3rd EDITION, 2015.

(Miss Pornnapa Budthum)
Analyst

(Miss Khemchuda Insorn)
Technical Management Team

Remark : 1. Reported analysis refers to submitted sample only.
2. This report shall not be reproduced, except in full, without official approval.
3. - Not available.

บริษัท ซีคอท จำกัด
SECOT CO., LTD.
239 ถนนริมคลองประปา แขวงบางซื่อ เขตบางซื่อ กรุงเทพมหานคร 10800
239 RIMKLONGPRAPA ROAD, BANGSUE, BANGKOK 10800, THAILAND
TEL. (662) 959-3600 FAX (662) 959-3535 Website : secot.co.th E-mail : envserv@secot.co.th

WATER AND WASTEWATER ANALYSIS REPORT

CLIENT NAME	: BST Elastomers Co., Ltd. (BSTE)	REQUEST SERVICE No.	: 0936/69
SAMPLING BY	: SECOT Co., Ltd.	REGISTRATION No.	: ว-239
SAMPLING DATE	: 02/06/2026	SAMPLING METHOD	: Grab
RECEIVED DATE	: 03/06/2026	SAMPLING TIME	: 08:52
ANALYTICAL DATE	: 03-10/06/2026	SITE OPERATOR	: Mr. Bawom Deechaiya
REPORT DATE	: 10/06/2026		: ว-239-ส-0005
SAMPLE CONDITION	: เหลืองใสมีตะกอน	FILE CODE	: 226056_WW_June

PARAMETER	UNIT	ANALYSIS METHODS	ND (non-detectable)	STATION: Intermediate Tank II before Final Check Basin	STANDARD[1]
Temperature	°C	2550 B	< 0.5	34.1	≤ 40
pH	-	4500-H⁺ B	< 0.10	6.89	5.5 - 9.0
Total Dissolved Solids	mg/l	2540 C	< 25	3,814	≤ 35,240
Total Suspended Solids	mg/l	2540 D	< 2.5	7.0	≤ 50
Fat Oil & Grease	mg/l	5520 B	< 2.0	ND	≤ 5
BOD_5	mg/l	5210 B	< 1.0	1.2	< 20
COD	mg/l	5220 C	< 15.00	69.34	< 120

REFERENCE : STANDARD METHODS FOR EXAMINATION OF WATER AND WASTEWATER 24th ED., 2023 (AWWA,APHA,WEF)

(Miss Pornapa Budthum)
Analyst
REG. NO. ว-239-ง-0018

(Miss Khemchuda Insorn)
Technical Management Team
REG. NO. ว-239-ส-0005

Remark : 1. Reported analysis refers to submitted sample only.
2. This report shall not be reproduced, except in full, without official approval.
3. [1] Notification of the Ministry of Industry, Regarding Industrial Effluent Standards, B.E.2560 (2017), exceed TDS in the water resources by not more than 5,000 mg/l (Measurement Results of Coastal Water on June 02, 2026 found to be 30,240 mg/l therefore the Standard of TDS found to be 35,240 mg/l).
4. - Not available.

บริษัท ซีคอท จำกัด
SECOT CO., LTD.
239 ถนนริมคลองประปา แขวงบางซื่อ เขตบางซื่อ กรุงเทพมหานคร 10800
239 RIMKLONGPRAPA ROAD, BANGSUE, BANGKOK 10800, THAILAND
TEL. (662) 959-3600 FAX (662) 959-3535 Website : secot.co.th E-mail : envserv@secot.co.th

WATER AND WASTEWATER ANALYSIS REPORT

CLIENT NAME	: BST Elastomers Co., Ltd. (BSTE)	REQUEST SERVICE No.	: 0936/69
SAMPLING BY	: SECOT Co., Ltd.	REGISTRATION No.	: -
SAMPLING DATE	: 02/06/2026	SAMPLING METHOD	: Grab
RECEIVED DATE	: 03/06/2026	SAMPLING TIME	: 08:52
ANALYTICAL DATE	: 02,04/06/2026	SITE OPERATOR	: Mr. Bawom Deechaiya
REPORT DATE	: 10/06/2026		: -
SAMPLE CONDITION	: เหลืองใสมีตะกอน	FILE CODE	: 226056_WW_June

PARAMETER	UNIT	ANALYSIS METHODS	ND (non-detectable)	STATION: Intermediate Tank II before Final Check Basin	STANDARD
Dissolved Oxygen	mg/l	4500-O G	< 0.1	4.5	-
Styrene	mg/l	5030 C / 8260 D	< 0.0002	ND	-

REFERENCE : STANDARD METHODS FOR EXAMINATION OF WATER AND WASTEWATER 24th ED., 2023 (AWWA,APHA,WEF)

REFERENCE : UNITED STATES ENVIRONMENTAL PROTECTION AGENCY, SW-846, 3rd EDITION, 2020.

(Miss Pornapa Budthum)
Analyst

(Miss Khemchuda Insorn)
Technical Management Team

Remark : 1. Reported analysis refers to submitted sample only.
2. This report shall not be reproduced, except in full, without official approval.
3. - Not available.

ใบรับรองผลการตรวจวัดคุณภาพอากาศในสถานประกอบการ

บริษัท ซีคอท จำกัด
SECOT CO., LTD.
239 ถนนริมคลองประปา แขวงบางซื่อ เขตบางซื่อ กรุงเทพมหานคร 10800
239 RIMKLONGPRAPA ROAD, BANGSUE, BANGKOK 10800, THAILAND
TEL. (662) 959-3600 FAX (662) 959-3535 Website : secot.co.th E-mail : envserv@secot.co.th

ANALYSIS/TEST REPORT

Customer	: EED/SECOT Co., Ltd.	Request Service No.	: 0328/69
For	: BST Elastomers Co., Ltd. (BSTE)	Sampling Date	: 24/02/2026
Address	: No.5/1, I-7 Road, Map Ta Phut Sub-district, Muang District, Rayong Province 21150	Received Date	: 25/02/2026
		Test Date	: 26/02/2026
Tel/Fax	: 0-3869-8698	Report Date	: 05/03/2026

SAMPLE DESCRIPTION / SAMPLING INFORMATION

Sample Designated As	: Workplace Air	Sampling Method	: Sorbent Adsorption
Sampling By	: SECOT Co., Ltd.	Sample Condition	: Normal

Sampling Location	Sampling Date/Time	Compound	Analytical Method	ND ppm	RESULT ppm	STANDARD ppm
Wet tank	24/02/2026 08:15-16:15	1,3-Butadiene	NIOSH 1024/GC FID	< 0.02	ND	1
		Styrene	NIOSH 1501/GC FID	< 0.01	ND	100
Z-6461	24/02/2026 08:10-16:10	1,3-Butadiene	NIOSH 1024/GC FID	< 0.02	ND	1
		Styrene	NIOSH 1501/GC FID	< 0.01	0.12	100

Analyst By : Sudaporn S.
(Miss Sudaporn Soonthorn)

Approved By : Narisa Poowasanpeich
(Miss Narisa Poowasanpeich)
Technical Management Team

Remark : 1. Reported analysis refers to submitted sample only.
2. This report shall not be reproduced, except in full, without official approval.
3. Notification of the Department of Labour Protection and Welfare, B.E.2560 (2017).
4. ND = non-detectable.

บริษัท ซีคอท จำกัด
SECOT CO., LTD.
239 ถนนริมคลองประปา แขวงบางซื่อ เขตบางซื่อ กรุงเทพมหานคร 10800
239 RIMKLONGPRAPA ROAD, BANGSUE, BANGKOK 10800, THAILAND
TEL. (662) 959-3600 FAX (662) 959-3535 Website : secot.co.th E-mail : envserv@secot.co.th

ANALYSIS/TEST REPORT

Customer	: EED/SECOT Co., Ltd.	Request Service No.	: 0247/69
For	: BST Elastomers Co., Ltd. (BSTE)	Sampling Date	: 25/02/2026
Address	: No.5/1, I-7 Road, Map Ta Phut Sub-district, Muang District, Rayong Province 21150	Received Date	: 27/02/2026
		Test Date	: 06/03/2026
Tel/Fax	: 0-3869-8698	Report Date	: 11/03/2026

SAMPLE DESCRIPTION / SAMPLING INFORMATION

Sample Designated As	: Workplace Air	Sampling Method	: Sorbent Adsorption
Sampling By	: SECOT Co., Ltd.	Sample Condition	: Normal

Sampling Location	Sampling Date/Time	Compound	Analytical Method	ND ppm	RESULT ppm	STANDARD ppm
R-102	25/02/2026 08:11-16:16	1,3-Butadiene	NIOSH 1024/GC FID	< 0.02	ND	1
R-106	25/02/2026 08:12-16:18	Styrene	NIOSH 1501/GC FID	< 0.01	ND	100

Analyst By : Sudaporn S.
(Miss Sudaporn Soonthorn)

Approved By : Narisa Poowasanpeich
(Miss Narisa Poowasanpeich)
Technical Management Team

Remark : 1. Reported analysis refers to submitted sample only.
2. This report shall not be reproduced, except in full, without official approval.
3. Notification of the Department of Labour Protection and Welfare, B.E.2560 (2017).
4. ND = non-detectable.

บริษัท ซีคอท จำกัด
SECOT CO., LTD.
239 ถนนริมคลองประปา แขวงบางซื่อ เขตบางซื่อ กรุงเทพมหานคร 10800
239 RIMKLONGPRAPA ROAD, BANGSUE, BANGKOK 10800, THAILAND
TEL. (662) 959-3600 FAX (662) 959-3535 Website : secot.co.th E-mail : envserv@secot.co.th

ANALYSIS/TEST REPORT

Customer	: EED/SECOT Co., Ltd.	**Request Service No.**	: 0888/69
For	: BST Elastomers Co., Ltd. (BSTE)	**Sampling Date**	: 20/05/2026
Address	: No.5/1, I-7 Road, Map Ta Phut Sub-district, Muang District, Rayong Province 21150	**Received Date**	: 22/05/2026
		Test Date	: 25/05/2026
Tel/Fax	: 0-3869-8698	**Report Date**	: 29/05/2026

SAMPLE DESCRIPTION / SAMPLING INFORMATION

Sample Designated As	: Workplace Air	**Sampling Method**	: Sorbent Adsorption
Sampling By	: SECOT Co., Ltd.	**Sample Condition**	: Normal

Sampling Location	Sampling Date/Time	Compound	Analytical Method	ND ppm	RESULT ppm	STANDARD ppm
Wet ink	20/05/69 08:56-17:08	1,3-Butadiene	NIOSH 1024/GC FID	<0.02	ND	1
		Styrene	NIOSH 1501/GC FID	<0.01	ND	100
Monomer Recovery (Z-6401)	20/05/69 09:01-17:12	1,3-Butadiene	NIOSH 1024/GC FID	<0.02	ND	1
		Styrene	NIOSH 1501/GC FID	<0.01	ND	100

Analyst By : Sudaporn S.
(Miss Sudaporn Soonthorn)

Approved By : Narisa Poowasanpetch
(Miss Narisa Poowasanpetch)
Technical Management Team

Remark : 1. Reported analysis refers to submitted sample only.
2. This report shall not be reproduced, except in full, without official approval.
3. Notification of the Department of Labour Protection and Welfare, B.E.2560 (2017).
4. ND = non-detectable.

บริษัท ซีคอท จำกัด
SECOT CO., LTD.
239 ถนนริมคลองประปา แขวงบางซื่อ เขตบางซื่อ กรุงเทพมหานคร 10800
239 RIMKLONGPRAPA ROAD, BANGSUE, BANGKOK 10800, THAILAND
TEL. (662) 959-3600 FAX (662) 959-3535 Website : secot.co.th E-mail : envserv@secot.co.th

ANALYSIS/TEST REPORT

Customer	: EED/SECOT Co., Ltd.	**Request Service No.**	: 0887/69
For	: BST Elastomers Co., Ltd. (BSTE)	**Sampling Date**	: 20/05/2026
Address	: No.5/1, I-7 Road, Map Ta Phut Sub-district, Muang District, Rayong Province 21150	**Received Date**	: 22/05/2026
		Test Date	: 23/05/2026
Tel/Fax	: 0-3869-8698	**Report Date**	: 29/05/2026

SAMPLE DESCRIPTION / SAMPLING INFORMATION

Sample Designated As	: Workplace Air	**Sampling Method**	: Sorbent Adsorption
Sampling By	: SECOT Co., Ltd.	**Sample Condition**	: Normal

Sampling Location	Sampling Date/Time	Compound	Analytical Method	ND ppm	RESULT ppm	STANDARD ppm
R-102	20/05/2026 10:12-18:15	1,3-Butadiene	NIOSH 1024/GC FID	<0.02	ND	1
R-106	20/05/2026 10:14-18:18	Styrene	NIOSH 1501/GC FID	<0.01	ND	100

Analyst By : Sudaporn S.
(Miss Sudaporn Soonthorn)

Approved By : Narisa Poowasanpetch
(Miss Narisa Poowasanpetch)
Technical Management Team

Remark : 1. Reported analysis refers to submitted sample only.
2. This report shall not be reproduced, except in full, without official approval.
3. Notification of the Department of Labour Protection and Welfare, B.E.2560 (2017).
4. ND = non-detectable.

ใบรับรองผลการตรวจวัดระดับเสียงในสถานประกอบการ

Noise Monitoring Result : Working Noise
MTR-BSTE Site 1

Location : Steam Line (S1 to C-6401AR)	**Monitor Period** : Apr 24, 2026
SLM Model : SCARLET ST-21D	**Serial No** : 820725
Site Operator : Mr. Jeerawat Khothamhan	

Calibrator Model : Cirrus CR:515	**Serial No** : 97097
Calibration Ref dB(A) : 94.0	**Certified Date** : Oct 14 2025
SLM Reading / Adjust dB(A) : 93.8/0.0	**Expire Date** : Oct 13 2026
Cal Sheet No.: CR-515-2026-107	

Time	Equivalent Sound Pressure Level (dB(A))
	Apr 24, 2026
00:00 - 01:00	
01:00 - 02:00	
02:00 - 03:00	
03:00 - 04:00	
04:00 - 05:00	
05:00 - 06:00	
06:00 - 07:00	
07:00 - 08:00	
08:00 - 09:00	80.3
09:00 - 10:00	79.9
10:00 - 11:00	78.6
11:00 - 12:00	78.4
12:00 - 13:00	78.4
13:00 - 14:00	78.2
14:00 - 15:00	78.2
15:00 - 16:00	78.3
16:00 - 17:00	
17:00 - 18:00	
18:00 - 19:00	
19:00 - 20:00	
20:00 - 21:00	
21:00 - 22:00	
22:00 - 23:00	
23:00 - 24:00	
Leq(8)*	78.9
Lmax **	86.7
Standard-8Hr	90 dB(A)
Standard-Max	140 dB(A)

Remark : * Average time between 08:00-16:00
** Maximum Sound Pressure Level between 08:00-16:00

(Miss Katesarin Vorradetwittaya)
Environmental Scientist

(Miss Sununta Sirawuttinanon)
Technical Management Team

SECOT CO.,LTD
239 Rimkingyrapo Rd.
Bangsue, Bangkok 10800
Tel.:+66(0)2959-3000 Fax:+66(0)2959-3336

Noise Monitoring Result : Working Noise
MTR-BSTE Site 1

Location : Compressor	**Monitor Period** : Apr 24, 2026
SLM Model : SCARLET ST-21D	**Serial No** : 820722
Site Operator : Mr. Jeerawat Khothamhan	

Calibrator Model : Cirrus CR:515	**Serial No** : 97097
Calibration Ref dB(A) : 94.0	**Certified Date** : Oct 14 2025
SLM Reading / Adjust dB(A) : 93.8/0.0	**Expire Date** : Oct 13 2026
Cal Sheet No.: CR-515-2026-107	

Time	Equivalent Sound Pressure Level (dB(A))
	Apr 24, 2026
00:00 - 01:00	
01:00 - 02:00	
02:00 - 03:00	
03:00 - 04:00	
04:00 - 05:00	
05:00 - 06:00	
06:00 - 07:00	
07:00 - 08:00	
08:00 - 09:00	81.7
09:00 - 10:00	81.7
10:00 - 11:00	81.8
11:00 - 12:00	81.3
12:00 - 13:00	81.3
13:00 - 14:00	81.2
14:00 - 15:00	81.5
15:00 - 16:00	81.4
16:00 - 17:00	
17:00 - 18:00	
18:00 - 19:00	
19:00 - 20:00	
20:00 - 21:00	
21:00 - 22:00	
22:00 - 23:00	
23:00 - 24:00	
Leq(8)*	81.5
Lmax **	92.5
Standard-8Hr	90 dB(A)
Standard-Max	140 dB(A)

Remark : * Average time between 08:00-16:00
** Maximum Sound Pressure Level between 08:00-16:00

(Miss Katesarin Vorradetwittaya)
Environmental Scientist

(Miss Sununta Sirawuttinanon)
Technical Management Team

SECOT CO.,LTD
239 Rimkingyrapo Rd.
Bangsue, Bangkok 10800
Tel.:+66(0)2959-3000 Fax:+66(0)2959-3336

Noise Monitoring Result : Working Noise
MTR-BSTE Site 1

Location : Heat Exchanger (E-6409)	**Monitor Period** : Apr 24, 2026
SLM Model : SCARLET ST-21D	**Serial No** : 821081
Site Operator : Mr. Jeerawat Khothamhan	

Calibrator Model : Cirrus CR:515	**Serial No** : 97097
Calibration Ref dB(A) : 94.0	**Certified Date** : Oct 14 2025
SLM Reading / Adjust dB(A) : 93.8/0.0	**Expire Date** : Oct 13 2026
Cal Sheet No.: CR-515-2026-107	

Time	Equivalent Sound Pressure Level (dB(A))
	Apr 24, 2026
00:00 - 01:00	
01:00 - 02:00	
02:00 - 03:00	
03:00 - 04:00	
04:00 - 05:00	
05:00 - 06:00	
06:00 - 07:00	
07:00 - 08:00	
08:00 - 09:00	78.2
09:00 - 10:00	78.3
10:00 - 11:00	78.1
11:00 - 12:00	77.7
12:00 - 13:00	77.8
13:00 - 14:00	77.6
14:00 - 15:00	77.7
15:00 - 16:00	77.7
16:00 - 17:00	
17:00 - 18:00	
18:00 - 19:00	
19:00 - 20:00	
20:00 - 21:00	
21:00 - 22:00	
22:00 - 23:00	
23:00 - 24:00	
Leq(8)*	77.9
Lmax **	87.3
Standard-8Hr	**90 dB(A)**
Standard-Max	**140 dB(A)**

Remark : * Average time between 08:00-16:00
** Maximum Sound Pressure Level between 08:00-16:00

(Miss Katesarin Vorradetwittaya)
Environmental Scientist

(Miss Sununta Sirawuttinanon)
Technical Management Team

SGS(Thailand) LTD
230 Kimlongpanya Rd.
Bangna, Bangkok 10260
Tel:+66(0)2319-3000 Fax:+66(0)2555-2145

ใบรับรองผลการตรวจวัดระดับเสียงติดตัวบุคคล

บริษัท ซีคอท จำกัด
SECOT CO., LTD.
239 ถนนริมคลองประปา แขวงบางซื่อ เขตบางซื่อ กรุงเทพฯ 10800
239 RIMKLONGPRAPA ROAD, BANGSUE, BANGKOK 10800, THAILAND
TEL : +66(0) 2959-3600 FAX : +66(0) 2959-3535 E-mail : envserv@secot.co.th

NOISE MEASUREMENT REPORT : NOISE DOSE

CLIENT NAME	: BST Elastomers Co., Ltd.	**REFERENCE NO.**	: 226056-TWA-2603-0204
MEASUREMENT BY	: SECOT Co., Ltd.	**MEASUREMENT DATE**	: 10/03/2026
OPERATOR	: Miss Wiraya Patchimboon	**INSTRUMENT**	: Dosimeter
INSTRUMENT MODEL	: Pulsar 22	**INSTRUMENT SERIAL NO.**	: PB643
CALIBRATOR MODEL	: Pulsar 22R	**CALIBRATOR SERIAL NO.**	: 79781
CALIBRATION REF.	: 1,000 Hz, 114 dB	**CALIBRATION DATE**	: 01/04/2025
READING / ADJUST	: 113.6 / 0.4	**EXPIRE DATE**	: 31/03/2026
CAL SHEET NO.	: NC-PULSAR-2026-021		

OPERATOR ID	LOCATION	TIME	%DOSE	SOUND PRESSURE LEVEL (dBA)	
				TWA (12 hr)	STANDARD*
40181	OP2 : Shift B	07.07-19.00	55.8	80.7	83.0

(Miss Katesarin Vorradetwittaya)
Environmental Scientist

(Miss Sumuma Sirawuttinanon)
Technical Management Team

Remark : 1. Reported analysis refers to submitted sample only.
2. This report shall not be reproduced, except in full, without official approval.
3. * Notification of the Department of Labour Protection and Welfare, B.E.2561 (2018).
4. TWA means Time Weighted Average.

บริษัท ซีคอท จำกัด
SECOT CO., LTD.
239 ถนนริมคลองประปา แขวงบางซื่อ เขตบางซื่อ กรุงเทพฯ 10800
239 RIMKLONGPRAPA ROAD, BANGSUE, BANGKOK 10800, THAILAND
TEL : +66(0) 2959-3600 FAX : +66(0) 2959-3535 E-mail : envserv@secot.co.th

NOISE MEASUREMENT REPORT : NOISE DOSE

CLIENT NAME	: BST Elastomers Co., Ltd.	**REFERENCE NO.**	: 226056-TWA-2603-0204
MEASUREMENT BY	: SECOT Co., Ltd.	**MEASUREMENT DATE**	: 10/03/2026
OPERATOR	: Miss Wiraya Patchimboon	**INSTRUMENT**	: Dosimeter
INSTRUMENT MODEL	: CR110A	**INSTRUMENT SERIAL NO.**	: CB1101
CALIBRATOR MODEL	: RC 110A	**CALIBRATOR SERIAL NO.**	: 95167
CALIBRATION REF.	: 1,000 Hz, 114 dB	**CALIBRATION DATE**	: 02/03/2026
READING / ADJUST	: 114.0 / 0.0	**EXPIRE DATE**	: 01/03/2027
CAL SHEET NO.	: NC-CIRRUS-2026-026		

OPERATOR ID	LOCATION	TIME	%DOSE	SOUND PRESSURE LEVEL (dBA)	
				TWA (12 hr)	STANDARD*
651420	OP2 : Shift B	07.01-19.00	33.5	78.5	83.0

(Miss Katesarin Vorradetwittaya)
Environmental Scientist

(Miss Sumuma Sirawuttinanon)
Technical Management Team

Remark : 1. Reported analysis refers to submitted sample only.
2. This report shall not be reproduced, except in full, without official approval.
3. * Notification of the Department of Labour Protection and Welfare, B.E.2561 (2018).
4. TWA means Time Weighted Average.

บริษัท ซีคอท จำกัด
SECOT CO., LTD.
239 ถนนริมคลองประปา แขวงบางซื่อ เขตบางซื่อ กรุงเทพฯ 10800
239 RIMKLONGPRAPA ROAD, BANGSUE, BANGKOK 10800, THAILAND
TEL : +66(0) 2959-3600 FAX : +66(0) 2959-3535 E-mail : envserv@secot.co.th

NOISE MEASUREMENT REPORT : NOISE DOSE

CLIENT NAME	: BST Elastomers Co., Ltd.	**REFERENCE NO.**	: 226056-TWA-2603-0204
MEASUREMENT BY	: SECOT Co., Ltd.	**MEASUREMENT DATE**	: 10/03/2026
OPERATOR	: Miss Wiraya Patchimboon	**INSTRUMENT**	: Dosimeter
INSTRUMENT MODEL	: CR110A	**INSTRUMENT SERIAL NO.**	: CB1102
CALIBRATOR MODEL	: RC 110A	**CALIBRATOR SERIAL NO.**	: 95167
CALIBRATION REF.	: 1,000 Hz, 114 dB	**CALIBRATION DATE**	: 02/03/2026
READING / ADJUST	: 113.6 / 0.4	**EXPIRE DATE**	: 01/03/2027
CAL SHEET NO.	: NC-CIRRUS-2026-026		

OPERATOR ID	LOCATION	TIME	%DOSE	SOUND PRESSURE LEVEL (dBA)	
				TWA (12 hr)	STANDARD*
571077	OP2 : Shift B	07.08-19.00	14.1	74.8	83.0

(Miss Katesarin Vorradetwittaya)
Environmental Scientist

(Miss Sununta Sirawuttinanon)
Technical Management Team

Remark : 1. Reported analysis refers to submitted sample only.
2. This report shall not be reproduced, except in full, without official approval.
3. * Notification of the Department of Labour Protection and Welfare, B.E.2561 (2018).
4. TWA means Time Weighted Average.

บริษัท ซีคอท จำกัด
SECOT CO., LTD.
239 ถนนริมคลองประปา แขวงบางซื่อ เขตบางซื่อ กรุงเทพฯ 10800
239 RIMKLONGPRAPA ROAD, BANGSUE, BANGKOK 10800, THAILAND
TEL : +66(0) 2959-3600 FAX : +66(0) 2959-3535 E-mail : envserv@secot.co.th

NOISE MEASUREMENT REPORT : NOISE DOSE

CLIENT NAME	: BST Elastomers Co., Ltd.	**REFERENCE NO.**	: 226056-TWA-2603-0205
MEASUREMENT BY	: SECOT Co., Ltd.	**MEASUREMENT DATE**	: 12/03/2026
OPERATOR	: Miss Wiraya Patchimboon	**INSTRUMENT**	: Dosimeter
INSTRUMENT MODEL	: Pulsar 22	**INSTRUMENT SERIAL NO.**	: PB617
CALIBRATOR MODEL	: Pulsar 22R	**CALIBRATOR SERIAL NO.**	: 79781
CALIBRATION REF.	: 1,000 Hz, 114 dB	**CALIBRATION DATE**	: 01/04/2025
READING / ADJUST	: 113.5 / 0.5	**EXPIRE DATE**	: 31/03/2026
CAL SHEET NO.	: NC-PULSAR-2026-024		

OPERATOR ID	LOCATION	TIME	%DOSE	SOUND PRESSURE LEVEL (dBA)	
				TWA (12 hr)	STANDARD*
681571	OP2 : Shift C	07.03-19.00	78.3	82.2	83.0

(Miss Katesarin Vorradetwittaya)
Environmental Scientist

(Miss Sununta Sirawuttinanon)
Technical Management Team

Remark : 1. Reported analysis refers to submitted sample only.
2. This report shall not be reproduced, except in full, without official approval.
3. * Notification of the Department of Labour Protection and Welfare, B.E.2561 (2018).
4. TWA means Time Weighted Average.

บริษัท ซีคอท จำกัด
SECOT CO., LTD.
239 ถนนริมคลองประปา แขวงบางซื่อ เขตบางซื่อ กรุงเทพฯ 10800
239 RIMKLONGPRAPA ROAD, BANGSUE, BANGKOK 10800, THAILAND
TEL : +66(0) 2959-3600 FAX : +66(0) 2959-3535 E-mail : envserv@secot.co.th

NOISE MEASUREMENT REPORT : NOISE DOSE

CLIENT NAME	: BST Elastomers Co., Ltd.	REFERENCE NO.	: 226056-TWA-2603-0206
MEASUREMENT BY	: SECOT Co., Ltd.	MEASUREMENT DATE	: 16/03/2026
OPERATOR	: Mr. Phongsiri Chakkaeo	INSTRUMENT	: Dosimeter
INSTRUMENT MODEL	: CR110A	INSTRUMENT SERIAL NO.	: CB1041
CALIBRATOR MODEL	: RC 110A	CALIBRATOR SERIAL NO.	: 95167
CALIBRATION REF.	: 1,000 Hz, 114 dB	CALIBRATION DATE	: 02/03/2026
READING / ADJUST	: 113.8 / 0.2	EXPIRE DATE	: 01/03/2027
CAL SHEET NO.	: NC-CIRRUS-2026-029		

OPERATOR ID	LOCATION	TIME	%DOSE	SOUND PRESSURE LEVEL (dBA)	
				TWA (12 hr)	STANDARD*
661513	OP2 : Shift A	07.35-19.00	88.0	82.7	83.0

(Miss Katesarin Vorradetwittaya)
Environmental Scientist

(Miss Sununta Sirawuttinanon)
Technical Management Team

Remark : 1. Reported analysis refers to submitted sample only.
2. This report shall not be reproduced, except in full, without official approval.
3. * Notification of the Department of Labour Protection and Welfare, B.E.2561 (2018).
4. TWA means Time Weighted Average.

บริษัท ซีคอท จำกัด
SECOT CO., LTD.
239 ถนนริมคลองประปา แขวงบางซื่อ เขตบางซื่อ กรุงเทพฯ 10800
239 RIMKLONGPRAPA ROAD, BANGSUE, BANGKOK 10800, THAILAND
TEL : +66(0) 2959-3600 FAX : +66(0) 2959-3535 E-mail : envserv@secot.co.th

NOISE MEASUREMENT REPORT : NOISE DOSE

CLIENT NAME	: BST Elastomers Co., Ltd.	REFERENCE NO.	: 226056-TWA-2603-0206
MEASUREMENT BY	: SECOT Co., Ltd.	MEASUREMENT DATE	: 16/03/2026
OPERATOR	: Mr. Phongsiri Chakkaeo	INSTRUMENT	: Dosimeter
INSTRUMENT MODEL	: Pulsar 22	INSTRUMENT SERIAL NO.	: PB636
CALIBRATOR MODEL	: Pulsar 22R	CALIBRATOR SERIAL NO.	: 79781
CALIBRATION REF.	: 1,000 Hz, 114 dB	CALIBRATION DATE	: 01/04/2025
READING / ADJUST	: 113.9 / 0.1	EXPIRE DATE	: 31/03/2026
CAL SHEET NO.	: NC-PULSAR-2026-025		

OPERATOR ID	LOCATION	TIME	%DOSE	SOUND PRESSURE LEVEL (dBA)	
				TWA (12 hr)	STANDARD*
641376	OP2 : Shift A	07.05-19.00	25.3	77.3	83.0

(Miss Katesarin Vorradetwittaya)
Environmental Scientist

(Miss Sununta Sirawuttinanon)
Technical Management Team

Remark : 1. Reported analysis refers to submitted sample only.
2. This report shall not be reproduced, except in full, without official approval.
3. * Notification of the Department of Labour Protection and Welfare, B.E.2561 (2018).
4. TWA means Time Weighted Average.

บริษัท ซีคอท จำกัด
SECOT CO., LTD.
239 ถนนริมคลองประปา แขวงบางซื่อ เขตบางซื่อ กรุงเทพฯ 10800
239 RIMKLONGPRAPA ROAD, BANGSUE, BANGKOK 10800, THAILAND
TEL : +66(0) 2959-3600 FAX : +66(0) 2959-3535 E-mail : envserv@secot.co.th

NOISE MEASUREMENT REPORT : NOISE DOSE

CLIENT NAME	: BST Elastomers Co., Ltd.	REFERENCE NO.	: 226056-TWA-2603-0207
MEASUREMENT BY	: SECOT Co., Ltd.	MEASUREMENT DATE	: 17/03/2026
OPERATOR	: Mr. Phongsiri Chakkaeo	INSTRUMENT	: Dosimeter
INSTRUMENT MODEL	: CR110A	INSTRUMENT SERIAL NO.	: CB1025
CALIBRATOR MODEL	: RC 110A	CALIBRATOR SERIAL NO.	: 95167
CALIBRATION REF.	: 1,000 Hz, 114 dB	CALIBRATION DATE	: 02/03/2026
READING / ADJUST	: 113.6 / 0.4	EXPIRE DATE	: 01/03/2027
CAL SHEET NO.	: NC-CIRRUS-2026-029		

OPERATOR ID	LOCATION	TIME	%DOSE	SOUND PRESSURE LEVEL (dBA)	
				TWA (12 hr)	STANDARD*
46549	OP2 : Shift D	07.23-19.00	51.6	80.4	83.0

(Miss Katesarin Vorradetwittaya)
Environmental Scientist

(Miss Sununta Sirawuttinanon)
Technical Management Team

Remark : 1. Reported analysis refers to submitted sample only.
2. This report shall not be reproduced, except in full, without official approval.
3. * Notification of the Department of Labour Protection and Welfare, B.E.2561 (2018).
4. TWA means Time Weighted Average.

บริษัท ซีคอท จำกัด
SECOT CO., LTD.
239 ถนนริมคลองประปา แขวงบางซื่อ เขตบางซื่อ กรุงเทพฯ 10800
239 RIMKLONGPRAPA ROAD, BANGSUE, BANGKOK 10800, THAILAND
TEL : +66(0) 2959-3600 FAX : +66(0) 2959-3535 E-mail : envserv@secot.co.th

NOISE MEASUREMENT REPORT : NOISE DOSE

CLIENT NAME	: BST Elastomers Co., Ltd.	REFERENCE NO.	: 226056-TWA-2603-0207
MEASUREMENT BY	: SECOT Co., Ltd.	MEASUREMENT DATE	: 17/03/2026
OPERATOR	: Mr. Phongsiri Chakkaeo	INSTRUMENT	: Dosimeter
INSTRUMENT MODEL	: CR110A	INSTRUMENT SERIAL NO.	: CB1042
CALIBRATOR MODEL	: RC 110A	CALIBRATOR SERIAL NO.	: 95167
CALIBRATION REF.	: 1,000 Hz, 114 dB	CALIBRATION DATE	: 02/03/2026
READING / ADJUST	: 113.4 / 0.6	EXPIRE DATE	: 01/03/2027
CAL SHEET NO.	: NC-CIRRUS-2026-029		

OPERATOR ID	LOCATION	TIME	%DOSE	SOUND PRESSURE LEVEL (dBA)	
				TWA (12 hr)	STANDARD*
43466	OP2 : Shift D	07.23-19.00	51.7	80.4	83.0

(Miss Katesarin Vorradetwittaya)
Environmental Scientist

(Miss Sununta Sirawuttinanon)
Technical Management Team

Remark : 1. Reported analysis refers to submitted sample only.
2. This report shall not be reproduced, except in full, without official approval.
3. * Notification of the Department of Labour Protection and Welfare, B.E.2561 (2018).
4. TWA means Time Weighted Average.

บริษัท ซีคอท จำกัด
SECOT CO., LTD.
239 ถนนริมคลองประปา แขวงบางซื่อ เขตบางซื่อ กรุงเทพฯ 10800
239 RIMKLONGPRAPA ROAD, BANGSUE, BANGKOK 10800, THAILAND
TEL : +66(0) 2959-3600 FAX : +66(0) 2959-3535 E-mail : envserv@secot.co.th

NOISE MEASUREMENT REPORT : NOISE DOSE

CLIENT NAME	: BST Elastomers Co., Ltd.	**REFERENCE NO.**	: 226056-TWA-2603-0256
MEASUREMENT BY	: SECOT Co., Ltd.	**MEASUREMENT DATE**	: 20/03/2026
OPERATOR	: Mr. Phongsiri Chakkaeo	**INSTRUMENT**	: Dosimeter
INSTRUMENT MODEL	: CR110A	**INSTRUMENT SERIAL NO.**	: CB1042
CALIBRATOR MODEL	: RC 110A	**CALIBRATOR SERIAL NO.**	: 95167
CALIBRATION REF.	: 1,000 Hz, 114 dB	**CALIBRATION DATE**	: 02/03/2026
READING / ADJUST	: 113.5 / 0.5	**EXPIRE DATE**	: 01/03/2027
CAL SHEET NO.	: NC-CIRRUS-2026-034		

OPERATOR ID	LOCATION	TIME	%DOSE	SOUND PRESSURE LEVEL (dBA)	
				TWA (12 hr)	STANDARD*
41301	OP2 : Shift B	07.00-19.00	72.3	81.8	83.0

(Miss Katesarin Vorradetwittaya)
Environmental Scientist

(Miss Sununta Sirawuttinanon)
Technical Management Team

Remark : 1. Reported analysis refers to submitted sample only.
2. This report shall not be reproduced, except in full, without official approval.
3. * Notification of the Department of Labour Protection and Welfare, B.E.2561 (2018).
4. TWA means Time Weighted Average.

บริษัท ซีคอท จำกัด
SECOT CO., LTD.
239 ถนนริมคลองประปา แขวงบางซื่อ เขตบางซื่อ กรุงเทพฯ 10800
239 RIMKLONGPRAPA ROAD, BANGSUE, BANGKOK 10800, THAILAND
TEL : +66(0) 2959-3600 FAX : +66(0) 2959-3535 E-mail : envserv@secot.co.th

NOISE MEASUREMENT REPORT : NOISE DOSE

CLIENT NAME	: BST Elastomers Co., Ltd.	**REFERENCE NO.**	: 226056-TWA-2603-0257
MEASUREMENT BY	: SECOT Co., Ltd.	**MEASUREMENT DATE**	: 24/03/2026
OPERATOR	: Mr. Phongsiri Chakkaeo	**INSTRUMENT**	: Dosimeter
INSTRUMENT MODEL	: CR110A	**INSTRUMENT SERIAL NO.**	: CB1101
CALIBRATOR MODEL	: RC 110A	**CALIBRATOR SERIAL NO.**	: 95167
CALIBRATION REF.	: 1,000 Hz, 114 dB	**CALIBRATION DATE**	: 02/03/2026
READING / ADJUST	: 113.3 / 0.7	**EXPIRE DATE**	: 01/03/2027
CAL SHEET NO.	: NC-CIRRUS-2026-040		

OPERATOR ID	LOCATION	TIME	%DOSE	SOUND PRESSURE LEVEL (dBA)	
				TWA (12 hr)	STANDARD*
42426	OP2 : Shift A	07.12-19.00	33.1	78.5	83.0

(Miss Katesarin Vorradetwittaya)
Environmental Scientist

(Miss Sununta Sirawuttinanon)
Technical Management Team

Remark : 1. Reported analysis refers to submitted sample only.
2. This report shall not be reproduced, except in full, without official approval.
3. * Notification of the Department of Labour Protection and Welfare, B.E.2561 (2018).
4. TWA means Time Weighted Average.

ภาคผนวก จ

ใบแสดงการตรวจเทียบเครื่องมือ

Agilent CrossLab

Agilent CrossLab Start Up Services

Agilent 8890 Gas Chromatograph Preventive Maintenance Checklist

[redacted]

Agilent Preventive Maintenance provides factory recommended service for your analytical instruments to assure reliable operation and the accuracy of your results.

Delivered by highly trained and certified service engineers using genuine Agilent parts and supplies, Agilent Preventive Maintenance provides everything you need to reduce unplanned downtime and keep your systems operating at their peak. This checklist will be completed at the end of the service and provided to you as a record of the preventive maintenance activities.

Agilent

Introduction

Customer Information

- Customers should provide all necessary operating supplies upon request of the engineer.
- A customer representative should be available to the engineer while performing the preventive maintenance procedures.
- Any parts, not included in the Parts Lists section of this document, are not part of the recommended Preventive Maintenance service, nor are they included in the price of this service.
- If a system requires the use of extra or special procedures and/or parts for the maintenance service, then these must be ordered separately and charged as a repair, which may incur additional costs.

Important Customer Web Links

- For more information about ***Agilent Technologies services***, please visit our website using the following URL: http://www.agilent.com/en-us/products/crosslab-instrument-services/service-repair
- The **Agilent Community** is an excellent place to get answers, collaborate with others about applications and Agilent products, and find in-depth documents and videos relevant to Agilent technologies. Visit https://community.agilent.com/welcome.
- To access **Agilent University**, visit http://www.agilent.com/crosslab/university/ to learn about training options, which include online, classroom and onsite delivery. A training specialist can work directly with you to help determine your best options.
- A useful **Agilent Resource Center** web page is available, which includes short videos on maintenance, quick lists of consumables for new instruments, and other valuable information. Check out the Resource Page here: https://www.agilent.com/en-us/agilentresources.
- Need technical support, FAQs, supplies? – visit our **Support Home page** http://www.agilent.com/search/support.
- Videos about specific preparation requirements for your instrument can be found by searching the ***Agilent YouTube*** channel at https://www.youtube.com/user/agilent.

© Agilent Technologies, Inc. 2021

Service Engineer's Responsibilities

- **Contact** the customer and ensure that all necessary supplies are available before the preventive maintenance visit.
- Only select those pages that relate to the system or module being serviced.
- Complete empty fields with the relevant information.
- Complete the relevant checkboxes in the checklist using either a "X" or tick mark "✓".
- Check **"Section not applicable"** check boxes to indicate services/tasks not delivered, as appropriate.
- Complete the Preventive Maintenance service in the order of the tasks listed.
- Complete the Service Review section together with the customer.
- Complete the fields for page numbers at the foot of each selected page
- Complete the total number of pages field in the Service Completion section
- ***Ask the customer to sign the Service Completion section including the customer's and your signature.***

Additional Instruction Notes

- Check for any active service notes for this unit. If there are any applicable "Safety" or "Modification Recommended" Service notes, plan to implement the changes on this unit before doing any qualification service.
- Do not implement firmware updates, unless you get approval from the customer and are sure that they are compatible with the instrument control software.

© Agilent Technologies, Inc. 2021

System Information

☐ **Check** this box if an instrument configuration report is attached instead of completing the table below.

Instrument System Name and ID	CN2508A105
Instrument System Site and Location	Air Toxic Room

List System Component Product Numbers	**List the Serial Numbers of each Component**
1. G3540A	CN2508A105
2.	
3.	
4.	
5.	
6.	
7.	
8.	
9.	
10.	

Preparation

- ☑ Discuss any specific issues with the customer before starting.
- ☑ Review the instrument logbook for recorded problems and comments.
- ☑ Save instrument control settings before starting the procedure.
- ☑ Perform a general inspection of the system for cleanliness.
- ☑ Check for proper installation of parts, assemblies, sensors etc.
- ☐ Check system for required installation of components, settings as defined by current Service Notes.
- ☐ Check for required firmware updates and verify with customers if they would like them installed.
- ☐ Before starting the following procedures, record the Detector Signal Output(s) in the results table. If the GC is turned OFF or in a service mode, comparing the detector outputs before and after the service is not possible.

© Agilent Technologies, Inc. 2021

Preventive Maintenance Procedure

Clean and inspect GC

- ☑ Unplug power cord from the power source.
- ☑ Open GC covers and vacuum/remove any dust/debris. Pay particular attention to cooling fans.
- ☑ Inspect internal connectors for proper contact and placement.
- ☑ Reconnect Power to the GC. Power the GC on and verify the power on self-test passed.
- ☑ Verify oven motor spins freely and turns on with the oven door closed; off when the door is opened.
- ☑ Verify operation of all other fans - the inlet and EPC cooling fans.
- ☑ Verify oven intake/outlet flap assembly is operating smoothly while heating and cooling the oven

Inlet and detector consumable replacement

- ☑ Replace the split vent trap cartridge filter using the Maintenance procedure from either the Browser User interfaces on units with these inlets: Split/Splitless Capillary (SSL), Multi-Mode Inlet (MMI), Programmed Temperature Vaporizer (PTV), Volatiles Interface (VI).
- ☑ If the inlet system is used in Split Mode with viscous samples, inspect and clean the split vent tube on the inlet and flush or replace the tubing between the inlet and the split vent trap.
- ☑ For the inlets installed, perform inlet maintenance using the Maintenance procedure from the Browser User interfaces. Record the results. (Leak and Restriction Test)
- ☐ If the GC includes a Flame Ionization Detector (FID), replace the jet. If the ignitor shows any buildup of sample or corrosion, replace the ignitor. Examine the FID collector and castle assemblies for contamination – clean as necessary.

Zero Sensors and Leak test

- ☑ Zero all pressure sensors using the Browser Interface.
- ☑ Perform inlet pressure decay test(s) from the diagnostics screen on the Browser User interface. Record if test passed or failed in the results table.

Note: If the PM is done in preparation for an Operational Qualification, then the pressure decay test defined within that protocol can be used for the PM.

© Agilent Technologies, Inc. 2021

ALS Maintenance

- ☑ Section NOT applicable
- ☐ Check all cabling and configuration settings between GC, tray, and injectors.
- ☐ Vacuum or remove any dust, especially around fans.
- ☐ Check operation of all fans.
- ☐ Check syringe for smooth plunger operation.
- ☐ Check for smooth operation of the needle support – clean if necessary

Restore Instrument

- ☑ Restore the normal operating conditions or customer method using the Browser interface or Data System.
- ☑ Purge the system with carrier flow for 15 minutes
- ☑ Bake out the system, then restore the normal operating conditions
- ☐ After equilibration, check and record the post PM detector signal output values. Results should be similar or lower than the detector outputs recorded prior to PM.
- ☐ Perform a chemical checkout. If this is a routine PM, inject the customer's sample using the ALS if applicable. This will act as a final checkout of both the ALS and the GC.

Note: If the PM Service is performed prior to a qualification service, then use the qualification procedure as a guide for final instrument set up and checkout.

© Agilent Technologies, Inc. 2021

Signature Page

Service Review

- ☑ Attach available reports/printouts of all tests to this documentation.
- ☑ Record the Preventive Maintenance service activity in the customer's records/logbook.
- ☑ Update/reset instrument maintenance counters as appropriate.
- ☑ Affix the PM sticker to the system or instrument logbook based on the customer's request.
- ☑ Complete the Service Engineer Comments section if there are additional comments.
- ☑ Review with the customer this service, parts replaced, and test results obtained.
- ☐ If the instrument firmware was updated, record the details of the change in the Service Engineer's Comments box or if necessary, in the customer's IQ records.
- ☐ Supply the customer with a copy of the Smart Alerts flyer.
- ☐ Describe Smart Alerts to the customer.
- ☐ Install Smart Alerts if requested.

PM Test Results Table

Test description	Before PM Service	After PM Service
Front detector output	–	–
Back detector output	–	–
AUX 1 detector output	–	–
AUX 2 detector output	–	–
Test description	**Expected test result**	**Actual test result**
Leak and Restriction Test after front inlet maintenance	Pass	Pass
Leak and Restriction Test after back inlet maintenance	Pass	–
Leak and Restriction Test after front inlet Split Vent Trap replacement	Pass	Pass
Leak and Restriction Test after back inlet Split Vent Trap replacement	Pass	–
Front inlet pressure decay test	Pass	Pass
Back inlet pressure decay test	Pass	–

© Agilent Technologies, Inc. 2021

PM Parts List Table

Note: The following kits are recommended for capillary and purged packed inlets. If this is a general PM and the customer has a preferred set of consumables, you may use the customer's consumables.

Part description	Part number	Product or model# where used	Quantity consumed
SSL Capillary Inlet PM kit, Splitless	5188-6497	8890 GC	/
SSL Capillary Inlet PM kit, Split	5188-6496	8890 GC	–
SSL Capillary Ultra Inert Inlet Gold Seal with Washer	5190-6144	8890 GC	–
SSL Capillary Ultra Inert Inlet Splitless Liner - Single taper with Glass Wool	5190-2293	8890 GC	–
SSL Capillary Ultra Inert Inlet Low Pressure Drop Split Liner - with Glass Wool	5190-2295	8890 GC	–
PP Inlet PM kit	5188-6498	8890 GC	–
Split vent trap PM kit, single cartridge (for MMI, PTV & VI)	5188-6495	8890 GC	–
MMI Cleaning Kit	G3510-60820	8890 GC	–
PTV Septumless Head Rebuild Kit	5182-9747	8890 GC	–
PTV Septumless Head Teflon Guide	5182-9748	8890 GC	–
Ignitor (glow plug) assembly with O-ring	19231-60680	8890 GC	–
FID Collector Rebuild/Cleaning Kit	G1531-67000	8890 GC	–
FID Collector Replacement Kit	G1531-67001	8890 GC	–
Standard .011-inch FID Jet	5200-0176	8890 GC	–
Universal .018-inch FID Jet	5200-0177	8890 GC	–

© Agilent Technologies, Inc. 2021

Service Engineer Comments

If there are any specific points you wish to note as part of performing the service or other items of interest for the customer, please write include them in this box.

Service Completion

Service request number 6005717184 Date service completed April 16, 2026

Agilent signature Chaijunt I. Customer signature Sidman C.

Total number of pages in this document 3 Page.

© Agilent Technologies, Inc. 2021

Agilent Preventive Maintenance Services

Agilent GCMS Preventive Maintenance

[redacted]

Agilent Preventive Maintenance provides factory recommended service for your analytical instruments to assure reliable operation and the accuracy of your results

Delivered by highly trained and certified service engineers using genuine Agilent parts and supplies, Agilent Preventive Maintenance provides what you need to reduce unplanned downtime and keep your systems operating at their peak performance.

This checklist is used as a guide for completing the preventive maintenance tasks. A signed copy of this checklist is provided for your records.

Introduction

This checklist covers the following model(s):

Type	Model
SQ	5973 Series MSD
SQ	5975 Series MSD
SQ	5977 Series MSD
TQ	7000 Series MS/MS
TQ	7010 Series MS/MS
QTOF	7200 Series QTOF
QTOF	7250 Series QTOF

Customer Information

- Customers should provide all necessary operating supplies upon request of the engineer.
- A customer representative should be available to the engineer while performing the preventive maintenance procedures. Customers are responsible for regular maintenance and are encouraged to observe the service representative.
- Any parts not included in the Parts Lists section of this document are not part of the recommended Preventive Maintenance service nor are they included in the price of this service.
- If a system requires the use of extra or special procedures and/or parts for the maintenance service, then these must be ordered separately and charged as a repair, which may incur additional costs.

Customer Responsibilities

Customers should ensure that all necessary operating supplies, consumables, and usage-dependent items such as gases, vials, syringes, calibrant solution and solvents required for successful preventive maintenance are available. A customer representative should be available while the preventive maintenance is being performed.

© Agilent Technologies, Inc. 2023

Important notice for customers

The customer should complete the following before the Support Provider arrives on site:

- ☑ Perform an autotune and retain the printed tune report just prior to the start of the PM to verify performance of the equipment.

  Note: it is recommended to have the customer run the autotune and tune evaluation prior to the PM and then start the vent cycle so that the instrument will be ready for the service representative.

Important Customer Web Links

- To access Agilent training and education, visit http://www.agilent.com/chem/training to learn about training options, which include online, classroom and onsite delivery. A training specialist can work directly with you to help determine your best options.
- To access the **Agilent Resource Center** web page, visit https://www.agilent.com/en-us/agilentresources. The following information topics are available:
  - Sample Prep and Containment
  - Chemical Standards
  - Analysis
  - Service and Support
  - Application Workflows
- The **Agilent Community** is an excellent place to get answers, collaborate with others about applications and Agilent products, and find in-depth documents and videos relevant to Agilent technologies. Visit https://community.agilent.com/welcome
- Videos about specific preparation requirements for your instrument can be found by searching the **Agilent YouTube** channel at https://www.youtube.com/user/agilent
- **Need to place a service call?** Flexible Repair Options | Agilent

Service Engineer's Responsibilities

- Contact the customer and ensure that all necessary supplies are available before the preventive maintenance visit.
- Only select those pages that relate to the system or module being serviced.
- Complete empty fields with the relevant information.

© Agilent Technologies, Inc. 2023

- Complete the relevant checkboxes in the checklist using either a "X" or tick mark "✓".
- Check **"Service not applicable"** check boxes to indicate services/tasks not delivered, as appropriate.
- Complete the Preventive Maintenance services in order by sections: Review, System Checks, Pump maintenance, Cleaning System and Filters, then System Post Check.
  - The tasks in each section may be completed in the most logical order relevant to the system. Complete the **Service Review** section together with the customer.
- Complete the fields for page numbers at the foot of each selected page
- Add relevant page numbers to selected pages and complete the total number of pages field in the Service Verification section
- Complete Signature Page and attach Signature Page to Service Order.

Additional Instruction Notes

- Preventive maintenance is a factory recommended procedure designed to reduce the likelihood of electromechanical failures. Failure to perform preventive maintenance may reduce the long-term reliability of certain instruments and systems. **Two preventative maintenances (PMs) per year are recommended, the Major PM Service will be performed annually with an Interim PM performed 6 months after the Major PM.**

Definition of the Task/Recommended items within the document

Task		Recommended			
Yes	No	Interim	Major	As Needed	
✓					Yes selected means that the task was done or the part was required
	✓				No selected means that the task was not done or the part was not required.
		✓			Interim selected means that this task is recommended to be done at 6-month intervals
			✓		Major selected means that this task is recommended to be done yearly; if the customer would like a service to be done at the 6-month interval then the service could be purchased
				✓	As needed selected means that the task was done, or the part was used as needed. For example, there could be two types of filters that could be used, and this was the one selected.

© Agilent Technologies, Inc. 2023

Instrument Maintenance

Select the appropriate service to be performed.

- ☐ Interim Preventive Maintenance (when available, is typically 6 months or at the request of the customer)
- ☑ Major Preventive Maintenance (Yearly)
- ☐ Enhanced Preventive Maintenance (when available, is provided "As needed")

System Information

- ☐ Check this box if an instrument configuration report is attached instead of completing the table.

Instrument System Name and ID	US2509MA07
Instrument System Site and Location	Air Toxic Room

List System Component Product Numbers	List the Serial Numbers of each Component
1. G7077C	US2509MA07
2. IDP 3 G7077-80057	MY25055076
3.	
4.	
5.	
6.	

Preparation

- ☑ Discuss any specific issues with the customer before starting.
- ☑ Review the instrument logbook for recorded problems and comments.
- ☑ Save instrument control settings before starting the procedure.
- ☑ Perform a general inspection of the system for cleanliness.
- ☑ Check for proper installation of parts, assemblies, sensors etc.
- ☐ Check system for required installation of components and implementation of Service Notes
- ☐ Check firmware version(s). Updating to the most current versions is strongly recommended. Verify with the customer before updating.

© Agilent Technologies, Inc. 2023

Preventive Maintenance Procedures

☐ Service Not Applicable

Interim / Major Preventive Maintenance – GCMS

Yes/No		Interim/Major		Description
☑	☐	☑	☑	Perform general inspection of system for cleanliness
☑	☐	☑	☑	Discuss any problems the customer is having with the instrument
☑	☐	☑	☑	Review customer maintenance records and exclude maintenance on recently serviced items
☑	☐	☑	☑	Review the most recent autotune report. This will give a starting point for evaluating spectral peaks, baseline noise, peak shape, mass assignments and resolution.

Interim / Major Preventive Maintenance – System Checks

☐ Service Not Applicable

				System Checks
Yes/No		Interim/Major		Description
☑	☐	☑	☑	Verify that calibration peaks were seen prior to starting the PM
☑	☐	☑	☑	Vent the instrument
☑	☐	☑	☑	Inspect vacuum hoses, pump, exhaust tubing, and power cords for excessive wear.
☑	☐	☑	☑	Visually inspect calibrant levels – PFTBA PFDTD (if appl.), IRM (if appl.). Refill if available.
☑	☐	☑	☑	Look for any obvious external damage or problems.
☑	☐	☑	☑	Clean air intake(s). Cosmetic cover(s) may need to be removed.
☑	☐	☑	☑	Verify system line voltage meets instrument specifications: Yes ☐ No ☐
☐	☑	☑	☑	For Hydroinert systems, verify customer is running hydrogen: Yes ☐ No ☐

Interim / Major Preventive Maintenance – Wet Mechanical vacuum pumps

☑ Service Not Applicable

Yes/No				Wet Mechanical vacuum pumps
Yes/No		Interim/Major		Description
☐	☐	☑	☑	Check for evidence of oil leakage. Check pump gasket for leakage.
☐	☐	☐	☑	GC/MS SQ with diffusion pump; drain and replace diffusion pump oil.
☐	☐	☑	☑	Drain and replace mechanical pump oil.
☐	☐	☑	☑	Replace Oil Mist Filter if applicable.

© Agilent Technologies, Inc. 2023

Yes/No				Wet Mechanical vacuum pumps
☐	☐	☑	☑	Discuss with customer the need for more frequent oil changes if the oil is dirty
☐	☐	☑	☑	Don't use mist filters with Chemical Ionization.
☐	☐	☑	☑	Perform anti-suckback valve test. Power on until side plate is held closed, power off and check that side plate holds closed. Visually confirm that no oil returns up vacuum hose.

Interim / Major Preventive Maintenance – Dry Mechanical vacuum pumps - Diaphragm

☑ Service Not Applicable

Yes/No				Dry Mechanical vacuum pumps - Diaphragm
Yes/No		Interim/Major		Description
☐	☐	☑	☑	Check for evidence of poor vacuum – Turbo power demand, poor manifold vacuum, etc.
☐	☐	☑	☑	Clear air flow paths of dust.
☐	☐	☑	☑	If vacuum is poor, then replace the diaphragm pump.
☐	☐	☑	☑	Perform anti-suckback valve test. Power on until side plate is held closed, power off and check that side plate holds closed.

Interim / Major Preventive Maintenance – Dry Mechanical vacuum pumps - Scroll

☐ Service Not Applicable

Yes/No				Dry Mechanical vacuum pumps - Scroll
Yes/No		Interim/Major		Description
☐	☑	☑	☑	Replace the tips seal on the IDP pump.
☑	☐	☑	☑	Check for evidence of poor vacuum – Rough vac pressure, turbo power demand, poor manifold vacuum, etc.
☐	☑	☑	☑	Replace the Exhaust Filter if required.
☑	☐	☑	☑	Discuss with customer the need for more frequent changes, if needed.
☑	☐	☑	☑	Inform customer that pump gas ballast should be installed all the time.
☑	☐	☑	☑	Perform anti-suckback valve test. Power on until side plate is held closed, power off and check that side plate holds closed.

© Agilent Technologies, Inc. 2023

Interim / Major Preventive Maintenance – Cleaning System and Filters

☐ Service Not Applicable

Yes/No	Interim/Major			Cleaning System and Filters	
Yes/No	Interim/Major			Description	
				Fans	
☑	☐	☑	☑		Remove dust from fans and vent covers.
☑	☐	☑	☑		Verify fans are functional and that there is enough space around the instrument for proper cooling.
				Source cleaning (all sources except HydroInert)	
☑	☐	☐	☑		Open analyzer and remove the source.
☑	☐	☐	☑		Disassemble, Clean, Re-assemble source. (7200, also, remove and clean entrance lens)
☑	☐	☐	☑		Re-install source and close analyzer.
				HydroInert Source	
☐	☑	☐	☐		Source NOT to be abrasively cleaned. No cleaning required at PM. If a decrease in performance is observed, recommend to the customer that filaments, insulators (repeller and extractor), extractor lens, and repeller lens may need to be replaced to restore performance. HydroInert source should not be run with helium carrier.
				Filters	
☐	☑	☐	☑		Replace RMSH-2 Helium gas filter (collision cell gas) – if applicable.
☐	☑	☐	☑		Replace RMSN-2 Nitrogen gas filter (collision cell gas) – if applicable.
☐	☑	☐	☑		Replace RMSHY-2 Hydrogen gas filter (HydroInert and JetClean) – if applicable.
☐	☑	☐	☑		CP17973 – Gas Clean GS/MS Filter (for He, N2 or H2 carrier) – If required
☐	☑	☐	☑		5190-9071 – Methane Gas Filter (CI systems) – if applicable

Guidance: Gas filters need to be changed only if required (ie indicating traps show color change, or if Big Universal Trap are approaching saturation based on time installed or number of gas cylinders changed for that trap).

© Agilent Technologies, Inc. 2023

Agilent

Interim / Major Preventive Maintenance – System Post Check

☐ Service Not Applicable

Yes/No	Interim/Major			System post-check	
Yes/No	Interim/Major			Description	
☑	☐	☑	☑	Pump system back down. Wait until system stability has been achieved.	
☑	☐	☑	☑	Verify system vacuum reading(s) via the gauge controller.	
☑	☐	☑	☑	Leak Check	
☑	☐	☑	☑		Verify system in manual tune
☑	☐	☑	☑		Compare against previous tune file report(s)
☑	☐	☑	☑	Change to Tune and verify that all temperatures, pressures, and gas flows reach method set points	
☑	☐	☑	☑	Check manually that you have calibration peaks.	
☑	☐	☑	☑	EI Autotune Performed	

Guidance: If the PM Service is performed prior to a qualification service, then use the qualification procedure as a guide for final instrument setup and checkout.

Service Review

- ☑ Attach available reports/printouts of all tests to this documentation.
- ☑ Record the Preventive Maintenance service activity in the customer's records/logbook.
- ☑ Record the PM event in the Smart Alerts logbook, if applicable.
- ☑ Update/reset instrument maintenance counters as appropriate.
- ☑ Affix the PM sticker to the system or instrument logbook based on the customer's request.
- ☑ Complete the Service Engineer Comments section if there are additional comments.
- ☑ Review this service, parts replaced, and test results obtained with the customer.
- ☐ If the instrument firmware was updated, record the details of the change in the Service Engineer's Comments box. Systems in a compliant environment may need additional documentation.
- ☐ Complete Signature Page and attach Signature Page to Service Order.

Test Results

Test Description	Expected Test Result	Actual Test Result

© Agilent Technologies, Inc. 2023

Agilent

Signature Page

Service Engineer Comments (optional)

If there are any specific points you wish to note as part of performing the service review or other items of interest for the customer, please write in this box.

Service Verification

Service Request Number:
6008597184

Date of Service Completion:
April 16, 2026

Service Engineer Name:
Chaiyasit Innom.

Customer Name:
Sitthan C.

Service Engineer Signature:
Chaiyasit I.

Total number of pages in this document:
10 Page.

© Agilent Technologies, Inc. 2023

Agilent

Sheet No. : CAL-M5006/01/26

CONTROL UNIT CALIBRATION
(Metric units, mm)

Date: 5 Jan 26

	Initial	Final	Average	
Barometric press, Pb	758	758	758	mmHg

Dry Gas Meter Data

Console No.: M50-06

Metering System ID

DGM Number: 28779

DGM Model: MST-C2-1

Reference Dry Gas Meter Data

Serial No.: 358794

Model: S110

Correction factor (Yr): 1.0058

Last Calibration Date: 10 Oct 25

Calibrated by : Montri P.

Orifice manometer setting, ΔH mm H2O	Ref. DGM Volume V_r Liters	DGM Volume V_m Liters	Temperature (°C) Ref DGM T_r	Dry Gas Meter Inlet T_i	Outlet T_o	Avg T_m	Time θ min	DGM Correction factor (Y)	ΔH@ mm
12.5	100.0	101.0	25	25	24	24.5	9.03	0.9930	46.5409
25.0	100.0	101.0	25	25	24	24.5	6.35	0.9918	45.9956
50.0	100.0	101.0	25	25	24	24.5	4.57	0.9894	47.5770
76.0	100.0	100.0	25	25	24	24.5	3.68	0.9968	47.0462
100.0	100.0	99.0	25	25	24	24.5	3.68	1.0045	47.2108
150.0	100.0	99.0	25	25	24	24.5	2.62	0.9997	46.8616
						Average		0.9958	46.8720

Approved by :

SECOT CO., LTD.
219 Rimkhlongprapa Rd Bangpae, Bangkok, 10800, THAILAND
Tel: (662) 8593600 Fax: (662) 8593335
E-Mail: secotco@secot.co.th

Sheet No. : CAL-PI-LL10-01/2026

PITOT TUBE CALIBRATION REPORT

Calibration Location: SECOT
Calibration Date : 08-01-2026
Calibration Duct No.: CD-0123

Calibration Standard Pitot tube data
Pitot No. : Std-02
Coefficient (Cp) : 0.99
Type S Pitot No. : LL10-01

Calibrated by : Mr. Montri P.

A Side Calibration

Run No.	ΔPstd (mm H_2O)	ΔPs (mm H_2O)	Cp(s)	Deviation,δ Cp(s) -Cp(A)
1	15.0	21.0	0.8367	-0.0034
2	15.0	21.0	0.8367	-0.0034
3	15.0	20.5	0.8468	0.0068

$C_{P(A)}$,avg 0.8401

B Side Calibration

Run No.	ΔPstd (mm H_2O)	ΔPs (mm H_2O)	Cp(s)	Deviation,δ Cp(s) -Cp(B)
1	15.0	20.5	0.8468	0.0000
2	15.0	20.5	0.8468	0.0000
3	15.0	20.5	0.8468	0.0000

$C_{P(B)}$,avg 0.8468

| CP(A)-CP(B) | = 0.0068
$C_{P(Avg)}$ = 0.8435

Approved by :

*** δ must be ≤ 0.01 for the test to be acceptable ***
*** | Cp(A)-Cp(B) | must also be < 0.01 if average of Cp(A) and Cp(B) is ot be used ***

SECOT CO., LTD.
239 Rimklongrapa Rd Bangna, Bangkok, 10800, THAILAND
Tel: (662) 9593600 Fax: (662) 9593535
E-Mail: envserv@secot.co.th

Sheet No. : CAL-M5006/01/26

CONTROL UNIT CALIBRATION
(Metric units, mm)

Date 5 Jan 26

	Initial	Final	Average	
Barometric press, Pb	758	758	758	mmHg

Dry Gas Meter Data

Console No. M50-06
Metering System ID
DGM Number 28779
DGM Model MST-C2-1

Reference Dry Gas Meter Data

Serial No. 358794
Model S110
Correction factor (Yr) 1.0058
Last Calibration Date 10 Oct 25

Calibrated by : Montri P.

Orifice manometer setting, ΔH mm H2O	Ref. DGM Volume V_r Liters	DGM Volume V_m Liters	Temperature (°C) Ref DGM T_r	Dry Gas Meter Inlet T_i	Outlet T_o	Avg T_m	Time Θ min	DGM Correction factor (Y)	ΔH@ mm
12.5	100.0	101.0	25	25	24	24.5	9.03	0.9930	46.5409
25.0	100.0	101.0	25	25	24	24.5	6.35	0.9918	45.9956
50.0	100.0	101.0	25	25	24	24.5	4.57	0.9894	47.5770
76.0	100.0	100.0	25	25	24	24.5	3.68	0.9968	47.0462
100.0	100.0	99.0	25	25	24	24.5	3.68	1.0045	47.2108
150.0	100.0	99.0	25	25	24	24.5	2.62	0.9997	46.8616
							Average	0.9958	46.8720

Approved by :

SECOT CO., LTD.
239 Rimklongrapa Rd Bangna, Bangkok, 10800, THAILAND
Tel: (662) 9593600 Fax: (662) 9593535
E-Mail: envserv@secot.co.th

Sheet No. : CAL-PI-LL10-01/2026

PITOT TUBE CALIBRATION REPORT

Calibration Location: SECOT
Calibration Date : 08-01-2026
Calibration Duct No.: CD-0123

Calibration Standard Pitot tube data
Pitot No. : Std-02
Coefficient (Cp) : 0.99
Type S Pitot No. : LL10-01

Calibrated by : Mr. Montri P.

A Side Calibration

Run No.	ΔPstd (mm H_2O)	ΔPs (mm H_2O)	Cp(s)	Deviation,δ Cp(s) -Cp(A)
1	15.0	21.0	0.8367	-0.0034
2	15.0	21.0	0.8367	-0.0034
3	15.0	20.5	0.8468	0.0068

$C_{P(A)}$,avg 0.8401

B Side Calibration

Run No.	ΔPstd (mm H_2O)	ΔPs (mm H_2O)	Cp(s)	Deviation,δ Cp(s) -Cp(B)
1	15.0	20.5	0.8468	0.0000
2	15.0	20.5	0.8468	0.0000
3	15.0	20.5	0.8468	0.0000

$C_{P(B)}$,avg 0.8468

| CP(A)-CP(B) | = 0.0068
$C_{P(Avg)}$ = 0.8435

Approved by :

*** δ must be ≤ 0.01 for the test to be acceptable ***
*** | Cp(A)-Cp(B) | must also be < 0.01 if average of Cp(A) and Cp(B) is ot be used ***

SECOT CO., LTD.
239 Rimklongrapa Rd Bangna, Bangkok, 10800, THAILAND
Tel: (662) 9593600 Fax: (662) 9593535
E-Mail: envserv@secot.co.th

Sheet No. : CR-515-2026-115

SOUND LEVEL METER CALIBRATION

Calibration Location: SECOT
Calibration Date: May 3, 26

ACOUSTIC CALIBRATOR

Brand	Model	Serial No.	Frequency (Hz)	Ref.Calibrated (dB)	Eff.Calibrated (dB)
Cirrus	CR:515	97097	1000.00	94.0	93.7

No.	Brand	Model	Serial No.	Reading (dB)	dB Adjust
9	Cirrus	CR161B	G301331	93.7	0.0
11	Cirrus	CR161B	G301339	93.7	0.0
13	Cirrus	CR161B	G301354	93.7	0.0
36	Cirrus	CR161B	G302630	93.7	0.0
56	Cirrus	CR161B	G303821	93.7	0.0
57	Cirrus	CR161B	G303827	93.6	0.1
59	Cirrus	CR161B	G303836	93.7	0.0

Calibrated by : Approved by : Preeda S.

SECOT CO., LTD.
239 Rimklongrapa Rd. Bangna, Bangkok, 10800, THAILAND
Tel: (662)959-3600 Fax: (662) 959-3535
E-Mail: envserv@secot.co.th

PerkinElmer
For the Better

PinAAcle 900T Preventive Maintenance Report

Company Name: Secot.co.th

Instrument Location: Instrument Room

239 Rimkhlong Prapa Rd, Bang Sue, Bangkok 10800

Instrument Serial No.: PTDS23051001

Date: 22 APR 2026

PinAAcle 900T Preventive Maintenance (PM)

Company Name:	Secot.co.th		
Address (Instrument Location):	239 Rimkhlong Prapa Rd, Bang Sue, Bangkok 10800		
Serial Number:	PTDS23051001	**PM Number:**	1/1
Customer Name (if applicable):	K.Araya	**Telephone Number:**	0-2959-3600
Customer Support Engineer Name:	Prasit	**Service Order Number:**	WO-11866808
Date PM Performed: (DD-MMM-YYYY)	22 APR 2026	**Next PM Due Date:** (DD-MMM-YYYY)	22 APR 2027

Standard Labor Hours to Complete PM : **5 hours**

Part Number	Release	Publication Date
09370143 Rev.9	A	January 2018

PerkinElmer

Scope
The purpose of this PM is to ensure the continued functionality of the PinAAcle 900T by inspecting and replacing any worn or damaged parts. This service should only be performed by a trained representative of PerkinElmer.
The customer should save their method before the PM begins.

General Instructions:
The customer must provide the engineer operational data to demonstrate recent instrument performance prior to starting the PM. Always check with the customer before making any changes that may affect the customer's analysis or calibration, including a current back-up of system software and/or data files. The completed document should be signed by an authorized PerkinElmer and customer representative and left with the customer. Update the PM sticker and instrument logbook as required.

Copyright Information
This document contains proprietary information that is protected by copyright. All rights are reserved. No part of this publication may be reproduced in any form whatsoever or translated into any language without the prior, written permission of PerkinElmer, Inc. **Copyright © 2013 PerkinElmer, Inc.**

Trademarks
Registered names, trademarks, etc. used in this document, even when not specifically marked as such, are protected by law. PerkinElmer is a registered trademark of PerkinElmer, Inc. All other trademarks and registered trademarks not owned by PerkinElmer, Inc. or its subsidiaries that are depicted herein are the property of their respective owners.
Except as specifically set forth in its terms and conditions of sale, PerkinElmer makes no Warranty of any kind with regard to this document, including, but not limited to, the implied warranties of merchantability and fitness for a particular purpose.
PerkinElmer shall not be liable for incidental or consequential damages in connection with the furnishing or use of this document.

Component List

Component / Specific Model	Serial #	Configuration Notes
PinAAcle900T	PTDS23051001	Synglstix V. 5.1.0

Parts Lists

Parts included with the PM

Part Number (if applicable)	Description	Quantity
B0501696	Fan Filters	N/A
B3002013	THGA Contact Cylinders	N/A
B3141064	Glycerol for THGA Cooling	N/A
N3160156	O-Ring Kits for Sampling Introduction (Stainless Steels Nebulizer)	N/A
N3160157	O-Ring Kits for Sampling Introduction (Plastic Nebulizer)	N/A
N9301714	Replacement Acetylene Filter Cartridge	N/A
TH001022	Replacement Air Filter Cartridge	N/A

Additional Reagents and Standards Required for PM

Part Number (if applicable)	Description	Quality	Batch/Lot #	Expired Date (MM/YY)
N9300183	1000 mg/L Copper Standard	AR	27-156CUY1	SEP-2026
N9300244	GFAAS Mixed Standard	AR		

Additional Reagents and Standards Required for PM (Customer Support Solution)

Part Number (if applicable)	Description	Quantity	Batch/Lot #	Expiration Date (MM/YY)
N/A	DI Water	250 ml.	AR	AR
N/A	0.5% HNO_3	250 ml.	AR	AR

Additional Tools Required for PM

Part Number (if applicable)	Description	Quantity	Serial #
N1013000	0.2A Neutral density filter	1	MG0-704
N1013002	1.0A Neutral density filter	1	MG2-891
B3100652 Or N9307029	Electronic Flow Meter	1	MY2231FC07
B0505495	Test Jig	1	N/A
03030997	System 2 EDL Driver	1	030309-97E
N3050605	As System 2 EDL	1	17986
N3050121	Cu Lumina HCL	1	000003793D12
N3050109	Ba Lumina HCL	1	041123-010120
N3050139	K Lumina HCL	1	0000037B8E1D
N3050152	Ni Lumina HCL	1	N/A
N3050119	Cr Lumina HCL	1	010324-0300050

Procedure Checklist

Use (✓) to check off those steps in the checklist that have been completed.

1. General:

- ☑ Review the instrument performance with the customer and document any recent problems.
- ☑ Inspect the customer log book and make any appropriate PM entries.
- ☑ Perform general inspection of system for cleanliness.

2. PC Instrument Software:

- ☑ Instrument Software user files/databases archived, packed, and/or deleted as needed.

3. Mechanical:

- ☑ Inspect and clean all fans and filters. Replace filters if necessary
- ☑ Inspect all gas and water lines for leaks and/or wear. Replace if needed. Thoroughly inspect all quick connects. Replace the Y connector, P/N 09921079, if needed.
- ☑ Clean exterior of the instrument.

3.1 Flame Technique

- ☑ Inspect the burner head, burner chamber, and nebulizer. Clean if needed as stated in the Hardware Guide.
- ☑ Check burner head dimensions with the feeler gauge as stated in the Hardware Guide in the Maintenance chapter section on cleaning the burner head and checking sloth width. Replace if out of specification
- ☑ Check the condition of the end cap, burner head, and nebulizer O-rings. Replace if necessary.
- ☑ Check the drain system for signs of wear. Replace worn or damaged parts.
- ☑ Visually check for proper flame conditions when igniting the Air-C2H2 and N20-C2H2 flames (if applicable).

3.2 THGA Technique

- ☑ Inspect the pole pieces and clean where the pole pieces contact the furnace. Replace the pole piece p-rings as needed, P/N's B0501018 & B0501250. Grease the O-rings as needed with Apiezon L grease, P/N 09905148
- ☑ Inspect the four insulation pads on the front contact housing of the THGA in furnace. If the pads are missing replace the THGA furnace or replace the insulator pads on the furnace.
- ☑ Inspect the graphite tube and clean the contact cylinders. Replace if necessary.
- ☑ Check internal and external gas flows with the Electronic Gas Flow Meter and the Gas Flow Test Probe as described in the Service Manual. Correct if necessary.
- ☑ Check furnace open/close function.
- ☑ Verify the operation of the GFTV Camera for proper operation and viewing alignment in the furnace camera Tube View window. Align if needed.
- ☑ Check the operation of the Halogen Light ASSY for the GFTV Camera. Replace if needed.
- ☑ Check the water level/quality in the recirculation (if applicable). Add distilled water if necessary.
- ☑ Check the cooling system fluid flow rate with the FCS In-Line Flow Meter for proper levels if needed. Refer to SDB# COSY008.STN

- ☑ Perform Cooling System maintenance if needed per SDB# COSY005.STN.
- ☑ Check auto sampler operation.
- ☑ Perform an auto sampler check valve test as described in the Service Manual.
- ☑ Lubricate the spindles of the auto sampler pumps and all moving parts of the tray mechanics as described in the Service Manual.
- ☑ Inspect the auto sampler sampling capillary as described in the Service Manual. Replace if necessary.

4. Electrical:

- ☑ Inspect PC boards. Clean if necessary.
- ☑ Carefully check all internal and external cable connections.
- ☑ Check instrument firmware revisions upgrade to current levels (if necessary)
- ☑ Run Diagnostics Test within the Advanced function of the Spectrometer page. Check the results in the service log folder in the Spectrometer BM Log Viewer.

5. Optics:

- ☑ Inspect and clean the sample compartment windows, if needed.
- ☑ Inspect and clean the furnace windows, if needed.
- ☑ Inspect and clean the GFTV camera lens, if needed.
- ☑ Inspect optics. Clean or replace if necessary,

6. Gasses:

- ☑ Verify that the Gasses supplied to the instrument are within the pressure and purity specifications found in the PinAAcle 900 Series Pre-Installation Checklist SDB.
- ☑ Verify that the air filter element is dry. Replace if necessary.

7. Flame Interlock Check:

Description: Check to ensure that all safety interlocks are closed.

Parameter	Specification	Test Results	Pass/Fail
Flame Sensor	Air/C_2H_2 Flame correctly shuts down	Active	Passed
Drain Sensor	Air/C_2H_2 Flame correctly shuts down	Active	Passed
Nebulizer Sensor	Air/C_2H_2 Flame correctly shuts down	Active	Passed
C_2H_2 Pressure Sensor	Air/C_2H_2 Flame correctly shuts down	Active	Passed
Air Pressure Sensor	Air/C_2H_2 Flame correctly shuts down	Active	Passed
Burner Head Sensor	Choosing Nitrous Oxide as the oxidant should trigger an interlock shuts down	Active	Passed

8. After PM Performance tests [Flame]:

8.1 Detector Linearity with Barium

Description: Ensures that the detector is linear in the Visible Range.

Parameter	Specification	Certificate Value at 553.6 nm (Abs.)	Test Results	Pass/Fail
1.0 A ND Filter	± 5% from Cert.	0.9874	0.9798	Passed
0.2 A ND Filter	± 5% from Cert.	0.1886	0.1893	Passed

8.2 Baseline Noise at 1.0 Absorbance with Barium

Description: Ensures that a high absorbance will not produce excessive noise.

Parameter	Specification	Results	Pass/Fail
Standard Deviation	≤ 0.010	0.0013	Passed

8.3 AA Baseline Noise with Copper

Description: Check baseline noise.

Parameter	Specification	Results	Pass/Fail
Standard Deviation	≤ 0.001	0.0001	Passed

8.4 D_2 Background Compensation with Copper

Description: Verifies the instruments ability to compensate for Background absorption.

Parameter	Specification	Results	Pass/Fail
Standard Deviation	≤ 0.010	0.0046	Passed

8.5 AA-BG Baseline Noise with Copper

Description: Ensures that background correction does not produce excessive noise.

Parameter	Specification	Results	Pass/Fail
Standard Deviation	≤ 0.005	0.0003	Passed

8.6 AA-BG Baseline Noise with Arsenic

Description: Ensures that background correction does not produce excessive noise at a low wavelength.

Parameter	Specification	Results	Pass/Fail
Standard Deviation	≤ 0.005	0.0004	Passed

8.7 Flame Sensitivity

Description: Instrument Sensitivity checked against Copper standard.

Standard Copper Sensitivity	Specification	Results (Abs.)	Pass/Fail
5 mg/L Sensitivity SS Neb (if applicable)	> 0.250 Abs.	N/A	Not Applicable
2 mg/L Sensitivity HS Neb (if applicable)	> 0.250 Abs.	0.3028	Passed

9. After PM Performance tests [THGA]:

9.1 Furnace Gas Flows

Description: Ensures the flow rates are within specification.

Parameter	Specification	Test Results	Pass/Fail
Internal Flow Rate	250 mL/min ± 25 mL/min	252	Passed
External Flow Rate	100 mL/min ± 10 mL/min	97	Passed

9.2 Chromium Baseline Noise

Description: Signal to noise check.

Parameter	Specification	Results	Pass/Fail
Baseline Noise	≤ 0.005 Abs.	0.0019	Passed
Standard Deviation	≤ 0.005	0.0001	Passed

9.3 Chromium Characteristic Mass and Precision

Description: Calculate the characteristic mass using the characteristic mass tool and precision from the integrated absorbance values.

Parameter	Specification	Results	Pass/Fail
Cr m_0 Results	≤ 7.0 pg/0.0044 A-s	6.2	Passed
Precision	≤ 2.0 %	1.29	Passed

9.4 Copper Characteristic Mass and Zeeman Ratio

Description: Calculate the characteristic mass using the characteristic mass tool and check the Zeeman Ratio.

Parameter	Specification	Results	Pass/Fail
Cu m_0 Result	≤ 16.5 pg/0.0044 A-s	8.3	Passed
Zeeman Ratio	0.52 ± 0.04	0.53	Passed

10. Review:

- ☑ Review with the customer PM work performed.
- ☑ Review with the customer routine maintenance procedures.
- ☑ Discuss recommended customer supplied materials to have on hand.
- ☑ Attach PM sticker.

Additional Comments

Additional Comments Regarding the PM

$$\text{Zeeman Ratio} = \frac{\textit{Atomic Signal (Peak area)}}{\textit{Atomic Signal (Peak area)} + \textit{Background Signal (Peak area)}}$$

$$= \frac{0.2696}{0.2696+0.2346}$$

$$= 0.5347$$

Review

The preventive maintenance checks and if applicable performance tests for PinAAcle 900T have been completed.

This PinAAcle 900T Passes ☑ Fails ☐ the preventive maintenance.

Review of Preventive Maintenance:

Authorized PerkinElmer Representative: Prasit Date: 22 APR 2026 (DD-MMM-YYYY)

Authorized Customer Representative: Date: 22 APR 2026 (DD-MMM-YYYY)

Additional Comments

Additional Comments Regarding the PM

$$\text{Zeeman Ratio} = \frac{\textit{Atomic Signal (Peak area)}}{\textit{Atomic Signal (Peak area)} + \textit{Background Signal (Peak area)}}$$

$$= \frac{0.2696}{0.2696+0.2346}$$

$$= 0.5347$$

Review

The preventive maintenance checks and if applicable performance tests for PinAAcle 900T have been completed.

This PinAAcle 900T Passes ☑ Fails ☐ the preventive maintenance.

Review of Preventive Maintenance:

Authorized PerkinElmer Representative: Prasit Date: 22 APR 2026 (DD-MMM-YYYY)

Authorized Customer Representative: 6201 Date: 22 APR 2026 (DD-MMM-YYYY)

PinAAcle 900T Preventive Maintenance (PM) Page 9 of 9

Agilent CrossLab
From Insight to Outcome

Agilent CrossLab Start Up Services

Agilent 5100 5110 ICP-OES Preventive Maintenance

[redacted]

Agilent Preventive Maintenance provides factory recommended service for your analytical instruments to assure reliable operation and the accuracy of your results

Delivered by highly trained and certified service engineers using genuine Agilent parts and supplies, Agilent Preventive Maintenance provides what you need to reduce unplanned downtime and keep your systems operating at their peak performance.

This checklist is used as a guide for completing the preventive maintenance tasks. A signed copy of this checklist is provided for your records.

Revision: A.03, Issued: 8 May 2024
Document Number: G8014-90075
© Agilent Technologies, Inc. 2022

Agilent

Introduction

Customer Information

- Customers should provide all necessary operating supplies upon request of the engineer.
- A customer representative should be available to the engineer while performing the preventive maintenance procedures. Customers are responsible for regular maintenance and are encouraged to observe the service representative.
- Any parts not included in the Parts Lists section of this document are not part of the recommended Preventive Maintenance service nor are they included in the price of this service.
- If a system requires the use of extra or special procedures and/or parts for the maintenance service, then these must be ordered separately and charged as a repair, which may incur additional costs.
- For customers using HF applications, the instrument should be returned to its standard sample introduction system.

© Agilent Technologies, Inc. 2022

Important Customer Web Links

- To access **Agilent University**, visit http://www.agilent.com/crosslab/university/ to learn about training options, which include online, classroom and onsite delivery. A training specialist can work directly with you to help determine your best options.
- To access the **Agilent Resource Center** web page, visit https://www.agilent.com/en-us/agilentresources. The following information topics are available:
  - Sample Prep and Containment
  - Chemical Standards
  - Analysis
  - Service and Support
  - Application Workflows
- The **Agilent Community** is an excellent place to get answers, collaborate with others about applications and Agilent products, and find in-depth documents and videos relevant to Agilent technologies. Visit https://community.agilent.com/welcome
- Videos about specific preparation requirements for your instrument can be found by searching the **Agilent YouTube** channel at https://www.youtube.com/user/agilent
- **Need to place a service call?** Flexible Repair Options | Agilent

© Agilent Technologies, Inc. 2022

Service Engineer's Responsibilities

- Contact the customer and ensure that all necessary supplies are available before the preventive maintenance visit.
- Only select those pages that relate to the system or module being serviced.
- Complete empty fields with the relevant information.
- Complete the relevant checkboxes in the checklist using either a "X" or tick mark "✓".
- Check **"Service not applicable"** check boxes to indicate services/tasks not delivered, as appropriate.
- Complete the Preventive Maintenance services in the most logical order relevant to the individual system service in the order of the tasks listed.
- Complete the **Service Review** section together with the customer.
- Complete the fields for page numbers at the foot of each selected page
- Add relevant page numbers to selected pages and complete the total number of pages field in the Service Completion section
- **Ask the customer to sign the Service Verification section including the customer's and your signature.**

© Agilent Technologies, Inc. 2022

Instrument Maintenance

System Information

☑ Check this box if an instrument configuration report is attached instead of completing the table.

Instrument System Name and ID	ICP-OES 5110 / MY16230003
Instrument System Site and Location	SECOT CO. LTD.

List System Component Product Numbers	List the Serial Numbers of each Component
1. G8018A	MY16230003
2. G8410A	AU16181341
3. G8481-80000	SB16141345
4.	
5.	
6.	
7.	
8.	
9.	

ICP-OES Configuration Table	Circle the type or write in the type if other
Nebulizer Type	SeaSpray | OneNeb | Conikal | Other
Spray Chamber	Cyclonic Single Pass | Cyclonic Double Pass | Other
Torch	Radial | Dual View | Other
Torch Type	One Piece | Semi Demountable | Fully Demountable | Other
Injector Diameter	2.4mm | 1.8mm | 1.4mm | 0.8mm | Other
Injector Material	Quartz | Ceramic | Other

© Agilent Technologies, Inc. 2022

Preparation

- ☑ Discuss any specific issues with the customer before starting.
- ☑ Review the instrument logbook for recorded problems and comments.
- ☑ Save instrument control settings before starting the procedure.
- ☑ Perform a general inspection of the system for cleanliness.
- ☑ Check for proper installation of parts, assemblies, sensors etc.
- ☑ Check system for required installation of components and implementation of Service Notes
- ☑ Check for required firmware/software updates and verify with customers if they would like them installed.
- ☐ For HF application systems, if standard sample introduction system was not installed, ask the customer to install it.
- ☑ Ask the customer to remove any samples from the ICP-OES sample introduction area, auto sampler or around the ICP-OES.

© Agilent Technologies, Inc. 2022

Preventive Maintenance Procedures

Record Pre-PM instrument performance

- ☑ Run Instrument Performance test.
- ☑ Record results in Instrument Performance Test Results Table – Pre-PM.

Clean and inspect ICP-OES system

- ☑ Look for any obvious external damage or problems.
- ☑ Inspect water cooling hoses, gas lines and power cord for excessive wear or damage.
- ☑ Perform a general internal inspection of the system for excessive dust accumulation, clean if necessary.
- ☑ Inspect sample introduction components and record any required maintenance in the Service Engineer Comments and notify the customer as the required actions required.
- ☑ Record the instrument operating conditions in the ICP-OES Status Results Table.
- ☑ Replace the polychromator purge filter.
- ☑ Replace the radial pre-optics window
- ☑ Replace the axial pre-optics window for SVDV and VDV instruments.
- ☑ Check exhaust flow for the correct positive extraction at the exhaust duct to insure they meet minimum specifications.
- ☑ Replace air inlet dust filter.
- ☑ Replace high capacity air inlet dust filter element if installed.
- ☑ Remove and clean instrument water inlet filter.

Agilent Water Recirculator

- ☑ **Service not applicable** Cooling water customer had problem after test
- ☐ Drain cooling fluid and remove any particles from the chiller reservoir
- ☐ Remove, clean and reinstall water inlet metal mesh filter if present.
- ☐ Re fill with Agilent Cool Clear cooling fluid.
- ☐ Clean the cooling system Air filter and the condenser.

© Agilent Technologies, Inc. 2022

SPS 3 Auto Sampler

- ☑ **Service not applicable**
- ☐ Power cycle the autosampler and verify successful initialization.
- ☐ Inspect X and Z axis belts for wear. Replace is necessary.
- ☐ Clean X and Z axis slide shafts.
- ☐ Using customer's racks and the Agilent software move the sample probe to the 4 outermost corners and rinse port, ensure that the probe is approximately centered in the vial.

SPS 4 Auto sampler

- ☐ **Service not applicable**
- ☑ Clean the spill tray, rack location mat, end frames and chassis with a damp soft cloth and diluted mild detergent.
- ☑ Clean the auto sampler cover panels, if cover kit is installed, with domestic window cleaner.
- ☑ Check the X-axis and Z-axis drive belts for cracks, splits, damaged teeth, excessive fraying, color changes or degradation from fumes.
- ☑ Check the X-axis, Theta-axis and Z-axis FFC cables for cracks, incorrect positioning, damaged edges or damaged connectors.
- ☑ Pump Tubing Replacement. Replace peristaltic pump tubing. Replace all tubing that goes from the rinse station to the pump and from the pump to the waste/rinse bottles
- ☑ Test using customer's tray and move the sample probe to the sample vial 1, wash vial and rinse port and ensure that the probe is centered in the vial. If not use calibration wizard and calibrate the position.

AVS 4, 6, 7 Advanced Valve System

- ☑ **Service not applicable**
- ☐ Replace valve rotor seal
- ☐ Check fittings for signs of leaks
- ☐ Check tubing including autosampler tubing for kinks or excessive wear
- ☐ Check high flow pump for signs of leaks

© Agilent Technologies, Inc. 2022

ADS 2 Advanced Dilution System (5110 only)

- ☑ SERVICE NOT APPLICABLE
- ☐ LOOK FOR ANY OBVIOUS EXTERNAL DAMAGE OR PROBLEMS.
- ☐ REPLACE VALVE ROTOR SEAL ON VALVES A AND B.
- ☐ REPLACE BOTH SYRINGES.
- ☐ REPLACE ACID VAPOR FILTER (WASTE VESSEL)
- ☐ REPLACE VENTING VALVE (DILUENT CARRIER BOTTLE)
- ☐ CHECK FITTINGS FOR SIGNS OF LEAKS.
- ☐ CHECK TUBING INCLUDING AUTOSAMPLER TUBING FOR KINKS OR EXCESSIVE WEAR.

ICP-OES adjustment

- ☑ Check position of Zn peak, adjust if required.
- ☑ Check Argon Ratio, adjust to specified value if required.
- ☑ Perform Detector Calibration.
- ☑ Perform Instrument Calibration.

Record Post-PM instrument performance

- ☑ Run Instrument Performance test.
- ☑ Record results in Instrument Performance Test Results Table - Post PM.
- ☑ For systems using ICP Expert version 7.3 and above, run the following Instrument tests
  - ☑ Subsystem Communications Test
  - ☑ Air Flow
  - ☑ Water Flow
  - ☑ Gas Flows
  - ☑ RF Generator
  - ☑ Camera Test
  - ☑ Optics Test
  - ☐ Nebulizer Test
- ☑ Record the result in the Instrument Test Results Table

© Agilent Technologies, Inc. 2022

Restore Instrument

- ☐ For HF applications, ask the customer to reinstall their sample introduction system.
- ☑ Leave system in an idle state: on and purging.
- ☑ Guidance: If the PM service is performed prior to a qualification service, then use the qualification procedure as a guide for final instrument set up and checkout.

Service Review

- ☑ Attach available reports/printouts of all tests to this documentation.
- ☑ Record the Preventive Maintenance service activity in the customer's records/logbook.
- ☑ Record the PM event in the Smart Alerts logbook, if applicable.
- ☑ Update/reset instrument maintenance counters as appropriate.
- ☑ Affix the PM sticker to the system or instrument logbook based on the customer's request.
- ☑ Complete the Service Engineer Comments section if there are additional comments.
- ☑ Review this service, parts replaced, and test results obtained with the customer.
- ☑ If the instrument firmware was updated, record the details of the change in the Service Engineer's Comments box. Systems in a compliant environment may need additional documentation.
- ☑ **Complete the Signature Page with both Service Engineer and Customer signatures.**

© Agilent Technologies, Inc. 2022

Test Results

Instrument Performance Test Results Table

Note: These measurements do not form part of any specification and are for reference only.

	Pre PM Sensitivity Check		Post PM Sensitivity Check	
	Radial	Axial *	Radial	Axial*
Zn 213.857 nm SRBR	4009.3	8855.1	3897.7	9259.9
Mn 257.610 nm SRBR	9247.9	29340.6	9728.8	29370.2
Al 396.152 nm SBR	6.5	20.9	7.5	24.4
K 766.491 nm SBR	2.1	52.7	1033.6	2689.4

* Axial result is not applicable for G8016AA, G8012AA Radial View instruments.

Instrument Test Results Table

Note: The Instrument Test results are for systems using ICP Expert version 7.3 and above only.

Instrument Test	Result
Subsystem Communications Test	Pass
Air Flow	Pass
Water Flow	Pass
Gas Flows	Pass
RF Generator	Pass
Camera Test	Pass
Optics Test	Pass
Nebulizer test	Pass

© Agilent Technologies, Inc. 2022

ICP-OES Status Results Table

Note: These measurements do not form part of any specification and are for reference only.

Measurement	Standby Mode		Plasma On	
Mains Voltage	226.512	VAC	222.151	VAC
Mains Current	0.101	A	0.270	A
Instrument Temperature	23.2	°C	24.1	°C
RF Air Flow (sensor speed)	14.0	Hz	16.0	Hz
Plasma Exhaust Temperature	No measurement		59.8	°C
Water Flow Oscillator	No measurement		1.40	L/min
Water Flow Detector	1.11	L/min	1.11	L/min
Water Inlet Temperature	19.5	°C	20.4	°C
Polychromator Temperature	35.0	°C	35.3	°C
CCD Temperature	-40.0	°C	-39.9	°C
Thermal Stabilizer	35.0	°C	35.0	°C
Argon Supply Pressure	538.86	kPa	467.14	kPa
Purge Gas Supply Pressure*1	537.32	kPa	526.28	kPa
Option Gas Supply Pressure*1	-	kPa	-	kPa
Nebulizer Flow	No measurement		0.80	L/min
Nebulizer Back Pressure	No measurement		361.64	kPa
Plasma Gas Flow	No measurement		15.02	L/min
Auxiliary Gas Flow	No measurement		1.20	L/min
RF Power	No measurement		1202.0	W
RF Supply Current	No measurement		8673	A
RF Supply Voltage	No measurement		184.793	V

*1 If option installed

© Agilent Technologies, Inc. 2022

Consumed PM Parts

Part Description	Part Number	Product or Model# where used	Quantity consumed
Axial Pre-Optic Window	G8010-68014	G8010A, G8011A, G8014A/G8015A	1
Radial Pre-Optic Window	G8010-68015	All	1
Agilent Cool Clear Coolant Fluid	5799-0037	Agilent Water Recirculator	-
Purge Gas Filter	G8010-60136	All	-
Air inlet filter	G8000-68002	All	1
High Capacity Air Filter	G8010-60189	Optional	1
Rotor seal for 6-7 port valve for AVS6/7	G8494-60002	G8494A/G8495, ADS 2	-
Rotor seal for 4 port valve for AVS4	G8493-60002	G8493A	-
Rinse solution to rinse station 2.5mm id x 1m	G8410-80123	SPS 4	-
Barb connector 2.5mm-1.5mm ID	G8410-80124	SPS 4	-
PVC waste tubing,8mm od x 5mm id, 2m	G8410-80122	SPS 4	-
Syringe, 5mL	5299-0037	ADS 2	-
Syringe, 10mL	5299-0038	ADS 2	-
Acid vapor filter	5043-1193	ADS 2	-
Venting valve	5043-1190	ADS 2	-
Additional Parts may be required from engineer's stock:			
X axis drive belt	5410047500	SPS 3	-
Z axis drive belt	5410047400	SPS 3	-
Peristaltic pump tubing, PVC SolvaFlex, 3 bridged,	3710049000	SPS 4	-

Consumed Parts Reference
(Purchased by customer, not included as part of PM)

☑ **Section Not Applicable.**

Part Description	Part Number	Product or Model# where used	Quantity consumed

© Agilent Technologies, Inc. 2022

Part Description	Part Number	Product or Model# where used	Quantity consumed

Signature Page

Service Engineer Comments (optional)

If there are any specific points you wish to note as part of performing the installation or other items of interest for the customer, please write in this box.

Cooling water leak recommend change cooling water because cooling water leak doing flow drop

Service Verification

Service Request Number:
6008554478

Service Engineer Name:
Sarinya Chiothet

Date Service Completed:
27 Apr 2026

Customer Name:
Araya Tipparuk

© Agilent Technologies, Inc. 2022

Service Engineer Signature:
Sarinya C.

Customer Signature:
A TR

Total number of pages in this document:
15

© Agilent Technologies, Inc. 2022

TECHNOLOGY PROMOTION ASSOCIATION (THAILAND-JAPAN)
CORPORATE SERVICES 3: EQUIPMENT CALIBRATION AND TESTING SERVICES
534/4 PATTANAKARN ROAD SOI 18, SUANLUANG, SUANLUANG BANGKOK 10250
TEL.0-2717-3000-29 FAX.0-2719-9484

ilac-MRA
NSC-TISI-TI017025
CALIBRATION 0008

Certificate of Calibration

Cert.No.: 25CH1009
Page.: 1 of 3

Equipment :	pH Meter
Manufacturer :	Mettler Toledo
Model :	Seven2Go
Serial No. :	B924795409
ID No. :	ID.12
Condition As-Received:	Used Item
Received Date :	26 August 2025
Calibration Date :	27 August 2025
Reference :	2508-0784DN-3
Submitted by :	Secot Co.,Ltd. 239 Rimklongprapa Road, Bangsue, Bangkok 10800
Ambient Temperature :	(25 ± 2.5) °C
Relative Humidity :	(50 ± 15) %
Calibration Procedure :	In - house method : - CP-CH5 by direct measurement with DC voltage standard and direct measurement with certified reference material (CRM) - CP-CH8 by comparison with temperature standard
Calibrated by :	Walalak Sirithean
Approved by :	Saithip Approved Signatory

( ) Chakrit Waewwanjua
( ) Ponpan Palpim
(✓) Saithip Meangmai

Issue Date : 28 August 2025

The Uncertainties are for a confidence probability of approximately 95%

This certificate may not be reproduced other than in full, except with the prior written Approval of the head of Corporate Services 3 : Equipment Calibration and Testing Services.

Cert.No.: 25CH1009
Page.: 2 of 3

Condition of this calibration result

1. Reference Standard Instrument

Instrument	Serial No.	ID No.	Cert. No.	Due Date
1) Document Process Calibrator	58440003	130RC120	24E3731	25 Nov 2025
2) Ref. Standard Thermometer	4982054	110RC044	25I708	03 July 2026

- This measurement result is traceable to SI throught Technology Promotion Association (Thailand - Japan)

2. Certified Reference Materials : The measurement results are traceable to SI through CPA chem Ltd., ANSI-ASQ National Accreditation Board, Accredited No. AR-1835

Buffer Solution	Manufacturer	Lot No.	Exp. date
pH 4.007	CPA chem	1114384	12 June 2027
pH 6.987	CPA chem	1034204	27 Sep 2025
pH 10.010	CPA chem	1114385	08 June 2026

3. This certificate is valid only to the item calibrated on date and place of calibration.

Calibration Results

Function : mV Measurement

Performing standard curve by Document Process Calibrator at pH (4,7,10)

Unit Under Calibration	Nominal Value	Standard Voltage Input	Actual Reading		Uncertainty of Measurement	Coverage factor
	pH	mV	mV	pH	(±mV)	k
pH Meter	4.00	177.48	177	4.00	0.58	2.00
S/N.: B924795409	7.00	0.00	0	7.00	0.58	2.00
	10.00	-177.48	-177	10.00	0.58	2.00

Calibration Results

Function : pH Measurement

Performing three buffers standard curve by using buffer nominal pH (4,7,10)

Unit Under Calibration	Standard pH Buffer Solution	Actual pH Reading	Actual mV Reading (mV)	Uncertainty of pH Measurement (±)	Coverage factor *k*
pH Electrode S/N : 4320459	4.007	4.02	162	0.0071	2.00
	6.987	7.00	6	0.0095	2.00
	10.010	10.01	-167	0.0092	2.00

Function : Temperature Measurement

(*) Without adjustment

This equipment was connected with Temperature Probe;

- Model : InLab Expert Go
- Serial No. : 4320459

Dimension of probe

- Length : 120 mm.
- Diameter : 12 mm.
- Immersion Depth : 100 mm.

Calibration Point (°C)	Standard Temperature (°C)	UUC* Reading (°C)	Error (°C)	Uncertainty of measurement (± °C)	Coverage factor *k*
25.0	24.999	25.1	0.101	0.13	2.00
30.0	30.001	30.2	0.199	0.13	2.00
35.0	35.001	35.2	0.199	0.13	2.00

Remark - UUC* = Unit Under Calibration

The reported uncertainty of measurement was based on a standard uncertainty multiplied by a coverage factor *k*, providing a level of confidence of approximately 95 %.

-o0o-

Bangkok High Lab Co.,Ltd.
4/176 Soi Ladplakao 66, Ladplakao Rd., Anusawari, Bangkhen, Bangkok 10220
Tel: (662) 971-5800 Fax: (662) 971-5300
Website: www.bangkokhighlab.com E-mail: info@bangkokhighlab.com

NSC-TISI-TIS 17025 CALIBRATION 0366

Certificate No : S2026/030
Page : 1/5
Order No : 016/2026

Customer	:	SECOT COMPANY LIMITED
Address	:	239 Rimklongprapa Road, Bangsue, Bangkok 10800; Thailand
Instrument	:	UV/VIS spectrophotometer
Manufacture	:	Thermo Scientific
Model	:	GENESYS 150
Serial Number	:	9A5Y332022
Environment	:	Temperature (24.9 - 25)°C
	:	Humidity (59 - 58) %RH
Received Date	:	February 16, 2026
Calibration Date	:	February 16, 2026
Issued Date	:	March 2, 2026
Calibrate Status	:	No Adjustment
Calibration Area	:	Customer area
Roomname	:	Laboratory Room of SECOT COMPANY LIMITED

Calibrated By : Pannawat Pungsaard
(Mr. Pannawat Pungsaard)
Calibration Engineer

Approved By :
(Mr. Wanchai Meesiri)
Manager

This calibration certificate shall not be reproduced other than in full except with the prior written approval of the Bangkok High Lab Co.,Ltd.

Bangkok High Lab Co.,Ltd.
4/176 Soi Ladplakao 66, Ladplakao Rd., Anusawari, Bangkhen, Bangkok 10220
Tel: (662) 971-5800 Fax: (662) 971-5300
Website: www.bangkokhighlab.com E-mail: info@bangkokhighlab.com

NSC-TISI-TIS 17025 CALIBRATION 0366

1. Photometric Accuracy

CRMs: Neutral Density Glass Filters **CRMs Serial Number: A404**

Traceability: Traceable to NIST, U.S.A. through Neutral density filters NIST SRM 930e & 1930, Double Aperture method through Starna certificate report no. 9119762

Spectral slit width : 2.00 nm

1.1 Reading scale at 420.0 nm

Filter STDs (Abs) Certificate	Average Measured Value (A)	Correction (A)	Uncertainty ± (A)
0.0000	0.000	0.0000	0.0036
0.4956	0.497	-0.0014	0.0044
0.9626	0.965	-0.0024	0.0038
2.0348	2.039	-0.0042	0.0065

1.2 Reading scale at 440.0 nm

Filter STDs (Abs) Certificate	Average Measured Value (A)	Correction (A)	Uncertainty ± (A)
0.0000	0.000	0.0000	0.0036
0.4855	0.487	-0.0015	0.0040
0.9425	0.945	-0.0025	0.0040
1.9648	1.968	-0.0032	0.0065

1.3 Reading scale at 465.0 nm

Filter STDs (Abs) Certificate	Average Measured Value (A)	Correction (A)	Uncertainty ± (A)
0.0000	0.000	0.0000	0.0036
0.4518	0.454	-0.0022	0.0036
0.8766	0.879	-0.0024	0.0040
1.8406	1.844	-0.0034	0.0060

1.4 Reading scale at 546.1 nm

Filter STDs (Abs) Certificate	Average Measured Value (A)	Correction (A)	Uncertainty ± (A)
0.0000	0.000	0.0000	0.0036
0.4698	0.470	-0.0002	0.0036
0.9078	0.909	-0.0012	0.0036
1.8745	1.876	-0.0015	0.0065

Bangkok High Lab Co.,Ltd.
4/176 Soi Ladplakao 66, Ladplakao Rd., Anusawari, Bangkhen, Bangkok 10220
Tel: (662) 971-5800 Fax: (662) 971-5300
Website: www.bangkokhighlab.com E-mail: info@bangkokhighlab.com

NSC-TISI-TIS 17025 CALIBRATION 0366

1.5 Reading scale at 590.0 nm

Filter STDs (Abs) Certificate	Average Measured Value (A)	Correction (A)	Uncertainty ± (A)
0.0000	0.000	0.0000	0.0036
0.4890	0.490	-0.0010	0.0036
0.9457	0.946	-0.0003	0.0036
1.9004	1.898	0.0024	0.0065

1.6 Reading scale at 635.0 nm

Filter STDs (Abs) Certificate	Average Measured Value (A)	Correction (A)	Uncertainty ± (A)
0.0000	0.000	0.0000	0.0036
0.4634	0.464	-0.0006	0.0036
0.8986	0.898	0.0006	0.0036
1.7803	1.778	0.0023	0.0062

2. Photometric Accuracy

CRMs: Potassium Dichromate in Perchloric acid

CRMs Serial Number: 15086 **Blank Serial Number: 15178**

Traceability: Traceable to NIST, U.S.A. through crystalline potassium dichromate NIST SRM 935a through Starna certificate report no. 127613

Spectral slit width : 2.00 nm

Wavelength (nm)	Certificate (Abs)	Average Measured Value (A)	Correction (A)	Uncertainty ± (A)
235	0.0000	0.000	0.0000	0.0050
	0.7332	0.730	0.0032	0.0056
257	0.0000	0.000	0.0000	0.0050
	0.8510	0.848	0.0030	0.0058
313	0.0000	0.000	0.0000	0.0050
	0.2861	0.286	0.0001	0.0057
350	0.0000	0.000	0.0000	0.0050
	0.6316	0.629	0.0026	0.0061

Bangkok High Lab Co.,Ltd.
4/176 Soi Ladplakao 66, Ladplakao Rd., Anusawari, Bangkhen, Bangkok 10220
Tel: (662) 971-5800 Fax: (662) 971-5300
Website: www.bangkokhighlab.com E-mail: info@bangkokhighlab.com

NSC-TISI-TIS 17025
CALIBRATION 0566

3. Wavelength Accuracy

Spectral slit width : 2.00 nm

3.1 CRMs: Holmium Glass Filter

CRMs Serial Number: W184/H

Traceability Traceable to NIST Holmium oxide filter NIST SRM 2034, through Starna certificate report no. 9119741

Filter STDs (nm) Certificate	Average Measured Value (nm)	Correction (nm)	Uncertainty ± (nm)
241.74	241.33	0.41	0.12
279.44	279.05	0.39	0.12
287.98	287.57	0.41	0.12
334.10	333.73	0.37	0.12
361.00	361.01	-0.01	0.12
418.61	418.70	-0.09	0.12
453.63	453.53	0.10	0.12
460.05	459.97	0.08	0.12
536.66	536.43	0.23	0.12
637.98	637.76	0.22	0.12

3.2 CRMs: Didymium Glass Filter

CRMs Serial Number: W184/D

Traceability Traceable to NIST Holmium oxide filter NIST SRM 2034, through Starna certificate report no. 9119742

Filter STDs (nm) Certificate	Average Measured Value (nm)	Correction (nm)	Uncertainty ± (nm)
585.29	585.62	-0.33	0.12
684.49	684.85	-0.36	0.12
740.18	740.55	-0.37	0.12
748.48	748.54	-0.06	0.12
807.03	807.22	-0.19	0.12
879.27	879.46	-0.19	0.12

Bangkok High Lab Co.,Ltd.
4/176 Soi Ladplakao 66, Ladplakao Rd., Anusawari, Bangkhen, Bangkok 10220
Tel: (662) 971-5800 Fax: (662) 971-5300
Website: www.bangkokhighlab.com E-mail: info@bangkokhighlab.com

NSC-TISI-TIS 17025
CALIBRATION 0566

4. *Stray Light

CRMs: Potassium Chloride aqueous solution

CRMs Serial Number: 5469 **Blank Serial Number: 8745**

Traceability Traceable to NIST, U.S.A. potassium chloride NIST SRM2032, through Starna certificate report no. 127614

Spectral slit width : 2.00 nm

Wavelength (nm)	Certificate	Average Measured
201.55	>2A	2.090
201.55	<1%T	0.97

5. *Spectral Resolution

CRMs: Toluene in Hexane

CRMs Serial Number: 8697 **Blank Serial Number: 8716**

Traceability Traceable to toluene in hexane NIST SRM2034, through Starna certificate report no. 127615

Spectral slit width (nm)	Abs Ratio
0.5	#N/A
1.0	#N/A
1.5	#N/A
2.0	1.441
3.0	#N/A

Note : * "Not TISI Accredited" in this certificate have been included for completeness

Remark: Calibrate Method

1.1 Photometric and Wavelength accuracy: In-house method W-SER-001 based on ASTM E925-02 and ASTM E275-01

1.2 Stray light: Measuring the CRMs in both absorbance and transmittance unit at wavelength 201.23 nm. Base on European Pharmacopoeia V.6.19.3 1984

1.3 Spectral resolution: Measuring the CRMs.The maximum absorbance values were read at closest to 288.7nm and the minimum absorbance values were read at closest 257.0 nm. Refer to European Pharmacopoeia V.6.19.3 1984

2. N/A = not available.

3. Uncertainty of Measurement: The reported uncertainty of measurement was based on standard uncertainty multiplied by a coverage factor $k = 2$, providing a level of confidence of approximately 95%.

4. This result of calibration was found accurate as shown on date and place of calibration only.

5. This report will certify of calibrated equipment only.

- End of Report -

National Food Institute
2008 Soi Arun Amarin 36, Arun Amarin Road, Bang Yi Khan, Bang Phlat, Bangkok 10700, Thailand.
Tel: +66(0) 2422 8655 Fax: +66(0) 2422 8645 Website: nfi.go.th Email: info@nfi.go.th

Calibration Certificate

Certificate No.: 2603199-001-01
Page : 1 of 3

Equipment:	CHAMBER (Hot Air Oven)
Manufacturer:	memmert
Model:	UF 55
Serial No.:	B213.0295
ID No.:	N/A
Order No.:	2603199
Operation No.:	2603199-001
Date of Receipt:	22 May 2026
Date of Calibration:	22 May 2026

Customer Name: SECOT CO., LTD.
Address: 239 Rimlongprapa Road,
Bangsue, Bangsue, Bangkok 10800

Metrological traceability:

1. Calibration Method:
   - This instrument was calibrated by inserting 9 standard thermometers into its chamber, in accordance with W-TE-014, based on TLAS G-20-1/02-08 (E): Guidelines for Calibration and Checks of Temperature Controlled Enclosures.
   - The temperature scale used in this laboratory is the International Temperature Scale of 1990 (ITS-90).
   - All data shown below are final values, and the initial data may be obtained upon request.
2. Reference Standard Instrument:

Instrument	Model/Type	Serial No./ID No.	Certificate No.	Due Date	Through
Digital Thermometer with sensor	34972A RTD	MY57003188 CH#301-309/ RTD#301-309	2503175-002-01	2 June 2026	NATIONAL FOOD INSTITUTE

3. This certificate is traceable to the International System of Units (SI).
4. This certificate is valid only for the instrument that was calibrated.
5. The result of this calibration was found to be accurate only on the date and at the place of calibration shown.

Calibrated by Mr.Yothin Charoensuk
Scientist

Approved by (Mr.Pheraphat Tuanjit)
Manager, Division of Calibration Laboratory
Responsible for the Technical Management Team

Date of Issue: 26 May 2026

This Certificate is issued in accordance with the conditions of accreditation granted by the Thai Laboratory Accreditation scheme which has assessed the measurement capability of the laboratory and its traceability to recognized national standards and to the units of measurement realized at the corresponding national standards laboratory. This certificate may not be reproduced other than in full except with the prior written approval of the National Food Institute.

National Food Institute
2008 Soi Arun Amarin 36, Arun Amarin Road, Bang Yi Khan, Bang Phlat, Bangkok 10700, Thailand.
Tel: +66(0) 2422 8655 Fax: +66(0) 2422 8645 Website: nfi.go.th Email: info@nfi.go.th

Calibration Certificate

Calibration Condition:

Equipment:	CHAMBER (Hot Air Oven)
UUC* Resolution:	0.1 °C
Condition of the Item:	Normal & Good
	Without adjustment / As Found
	- Time of record 1 hour 9 minute / point

Place of Calibration: Laboratory
SECOT CO., LTD.

Environment Conditions:	Ambient Temperature	(32.1 ± 1) °C
	Relative Humidity	(60.6 ± 3) %
	Line Voltage	(228 ± 3) V.

Calibration Results:

Table1 : Reporting of Temperature

Calibration Point (°C)	Measured Temperature (°C) @ Sensor No. (Sensor No.9 is REF) Std.#1	Std.#2	Std.#3	Std.#4	Std.#5	Std.#6	Std.#7	Std.#8	Std.#9	Measurement Uncertainty (±°C)
80.0	80.09	79.90	80.19	80.25	80.15	79.93	79.97	79.85	80.06	0.46
104.0	104.07	103.77	104.09	104.09	104.06	103.81	103.75	103.76	104.02	0.53
110.0	110.12	109.72	110.00	110.01	110.01	109.78	109.66	109.81	109.95	0.73

Table 2 : Reporting of Characterization Results

UUC* Setting (°C)	UUC* Reading (°C) Max	Min	Average	Stability ± (°C)	Uniformity (°C)	Overall Variation (°C)
80.0	80.0	80.0	80.0	0.082	0.21	0.52
104.0	104.0	104.0	104.0	0.12	0.27	0.55
110.0	110.0	110.0	110.0	0.17	0.30	0.65

Note

- UUC* : Unit Under Calibration
- The quoted uncertainty includes contributions from 'Stability' and 'Loading Effect (20% of Temperature Uniformity).
- Stability = One-half of the greatest maximum difference of measured temperatures at any one sensors, for at least half an hour after reaching steady state.
- Uniformity = The maximum difference of measured temperatures at any sensors and the measured temperature at the reference location which are observed at the same time.
- Overall Variation = The difference of The maximum and minimum measured temperatures througout observation time.

For more information, details of the sensor installation should be reported.

Fresh air Damper			
	-	Open	- Position
	X	Close	100% Fan speed
	-	Not Available	

Dimension of inside chamber and sensor installation location (cm)				
W x H x D	40	x	40	x 33
a x b x c	10	x	10	x 10

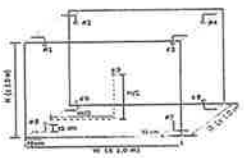

2008 Soi Arun Amarin 36, Arun Amarin Road, Bang Yi Khan, Bang Phlat, Bangkok 10700, Thailand
Tel: +66(0) 2422 8058 Fax: +66(0) 2422 8545

Calibration Certificate

Certificate No.: 2603199-001-01

Calibration Condition:

Equipment:	CHAMBER (Hot Air Oven)	Place of Calibration: Laboratory	
UUC* Resolution:	0.1 °C	SECOT CO., LTD.	
Condition of the Item:	Normal & Good	Environment Conditions:	Ambient Temperature (32.5 ± 1) °C
	Without adjustment / As Found		Relative Humidity (60.8 ± 3) %
	- Time of record 1 hour 9 minute / point		Line Voltage (226 ± 3) V.

Calibration Results:

Table1 : Reporting of Temperature

Calibration Point (°C)	Measured Temperature (°C) @ Sensor No. (Sensor No.9 is REF) Std.#1	Std.#2	Std.#3	Std.#4	Std.#5	Std.#6	Std.#7	Std.#8	Std.#9	Measurement Uncertainty (±°C)
180.0	180.18	179.82	179.89	180.00	180.24	179.69	180.04	180.55	180.07	0.90

Table 2 : Reporting of Characterization Results

UUC* Setting (°C)	UUC* Reading (°C) Max	Min	Average	Stability ± (°C)	Uniformity (°C)	Overall Variation (°C)
180.0	180.0	180.0	180.0	0.13	0.48	0.91

Note

- UUC* : Unit Under Calibration
- The quoted uncertainty includes contributions from 'Stability' and 'Loading Effect (20% of Temperature Uniformity).
- Stability = One-half of the greatest maximum difference of measured temperatures at any one sensors, for at least half an hour after reaching steady state.
- Uniformity = The maximum difference of measured temperatures at any sensors and the measured temperature at the reference location which are observed at the same time.
- Overall Variation = The difference of The maximum and minimum measured temperatures througout observation time.

For more information, details of the sensor installation should be reported.

Fresh air Damper			
-	Open	-	Position
X	Close	100%	Fan speed
-	Not Available		

Dimension of inside chamber and sensor installation location (cm)			
W x H x D	40	x 40	x 33
a x b x c	10	x 10	x 10

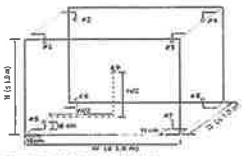

The report uncertainty of measurement was based on standard uncertainty multiplied by coverage factor k = 2, providing a level of confidence of approximately 95 %.

—— End of Report ——

2008 Soi Arun Amarin 36, Arun Amarin Road, Bang Yi Khan, Bang Phlat, Bangkok 10700, Thailand
Tel: +66(0) 2422 8058 Fax: +66(0) 2422 8545

Calibration Certificate

Certificate No.: 2603199-002-01

Equipment:	CHAMBER (Hot Air Oven)		
Manufacturer:	memmert	Customer Name:	SECOT CO., LTD.
Model:	UM 400	Address:	239 Rimklongprapa Road,
Serial No.:	B499.1400		Bangsue, Bangsue, Bangkok 10800
ID No.:	N/A		
Order No.:	2603199		
Operation No.:	2603199-002		
Date of Receipt:	22 May 2026		
Date of Calibration:	22 May 2026		

Metrological traceability:

1. Calibration Method:
   - This instrument was calibrated by inserting 9 standard thermometers into its chamber, in accordance with W-TE-014, based on TLAS G-20-1/02-08 (E): Guidelines for Calibration and Checks of Temperature Controlled Enclosures.
   - The temperature scale used in this laboratory is the International Temperature Scale of 1990 (ITS-90).
   - All data shown below are final values, and the initial data may be obtained upon request.
2. Reference Standard Instrument:

Instrument	Model/Type	Serial No./ID No.	Certificate No.	Due Date	Through
Digital Thermometer with sensor	34972A RTD	MY57003188 CH#201-209/ RTD#201-209	2503175-002-01	2 June 2026	NATIONAL FOOD INSTITUTE

3. This certificate is traceable to the International System of Units (SI)
4. This certificate is valid only for the instrument that was calibrated.
5. The result of this calibration was found to be accurate only on the date and at the place of calibration shown.

Calibrated by	Mr.Yothin Charoensuk Scientist	Approved by	(Mr.Pheraphat Tuanjit) Manager, Division of Calibration Laboratory Responsible for the Technical Management Team
Date of Issue:	26 May 2026		

This Certificate is issued in accordance with the conditions of accreditation granted by the Thai Laboratory Accreditation scheme which has assessed the measurement capability of the laboratory and its traceability to recognized national standards and to the units of measurement realized at the corresponding national standards laboratory. This certificate may not be reproduced other than in full except with the prior written approval of the National Food Institute.

2008 Soi Arun Amarin 36, Arun Amarin Road, Bang Yi Khan, Bang Phlat, Bangkok 10700, Thailand
Tel: +66(0) 2422 8058 Fax: +66(0) 2422 8545

Calibration Certificate

Certificate No.: 2603199-002-01

Calibration Condition:

Equipment:	CHAMBER (Hot Air Oven)	Place of Calibration: Laboratory	
UUC* Resolution:	0.1 °C	SECOT CO., LTD.	
Condition of the Item:	Normal & Good	Environment Conditions:	Ambient Temperature (30.7 ± 1) °C
	Without adjustment / As Found		Relative Humidity (60.8 ± 3) %
	- Time of record 1 hour 9 minute / point		Line Voltage (226 ± 3) V.

Calibration Results:

Table1 : Reporting of Temperature

Calibration Point (°C)	Measured Temperature (°C) @ Sensor No. (Sensor No.9 is REF) Std.#1	Std.#2	Std.#3	Std.#4	Std.#5	Std.#6	Std.#7	Std.#8	Std.#9	Measurement Uncertainty (±°C)
150.0	150.19	151.05	150.28	150.07	149.51	149.82	150.69	149.04	150.15	0.73

Table 2 : Reporting of Characterization Results

UUC* Setting (°C)	UUC* Reading (°C) Max	Min	Average	Stability ± (°C)	Uniformity (°C)	Overall Variation (°C)
150.0	150.1	150.0	150.0	0.36	1.1	2.5

Note

- UUC* : Unit Under Calibration
- The quoted uncertainty includes contributions from 'Stability' and 'Loading Effect (20% of Temperature Uniformity).
- Stability = One-half of the greatest maximum difference of measured temperatures at any one sensors, for at least half an hour after reaching steady state.
- Uniformity = The maximum difference of measured temperatures at any sensors and the measured temperature at the reference location which are observed at the same time.
- Overall Variation = The difference of The maximum and minimum measured temperatures througout observation time.

For more information, details of the sensor installation should be reported.

Fresh air Damper			
-	Open	-	Position
X	Close	70%	Fan speed
-	Not Available		

Dimension of inside chamber and sensor installation location (cm)			
W x H x D	40	x 40	x 33
a x b x c	10	x 10	x 10

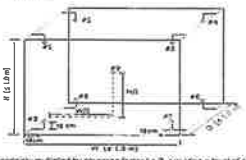

The report uncertainty of measurement was based on standard uncertainty multiplied by coverage factor k = 2, providing a level of confidence of approximately 95 %.

—— End of Report ——

Foundation for Industrial Development National Food Institute
Food Industrial Laboratory Service Center

Calibration Certificate

Certificate No.:	2503897-001-01
Client name:	SECOT CO., LTD.
Address:	239 Rimklongprapa Road, Bangsue, Bangsue, Bangkok 10800

Equipment:	CHAMBER (Incubator)
Manufacturer:	MEMMERT
Model:	ICP 400
Serial No.:	K406.0004
ID No.:	N/A
Order No.:	2503897
Operation No.:	2503897-001
Date of Receipt:	14 July 2025
Date of Calibration:	14 July 2025

Calibrated by	Mr.Yothin Charoensuk Scientist	**Approved by**	(Mr.Pheraphat Tuanjit) Manager, Division of Calibration Laboratory Responsible for the Technical Management Team
Date of Issue:	17 July 2025		

The uncertainties are for a confidence probability of approximately 95 %.

This Certificate is issued in accordance with the conditions of accreditation granted by the Thai Laboratory Accreditation scheme which has assessed the measurement capability of the laboratory and its traceability to recognized national standards and to the units of measurement realized at the corresponding national standards laboratory. This certificate may not be reproduced other than in full except with the prior written approval of the National Food Institute.

Calibration Report

Certificate No.: 2503897-001-01

Equipment: CHAMBER (Incubator)

Model: ICP 400 Serial No.: K406.0004

Resolution: 0.1 °C ID No.: N/A

Manufacturer: MEMMERT

Date of Calibration: 14 July 2025

Location: Laboratory, SECOT CO., LTD.

Environment Condition:
Ambient Temperature (30.8 ± 1) °C
Relative Humidity (60.9 ± 1) %
Line Voltage (222.5 ± 3) Volt

Condition of this results of Calibration:

1. This instrument was calibrated by insert 9 standard thermometer into its chamber and calibration according to W-TE-014 Based on TLAS G-20-1/02-08 (E): Guidelines for Calibration and Checks of Temperature Controlled Enclosures.
   - The temperature scale used was based on ITS - 90.
   - All data show below were final values and the initial data may be obtained upon request.
2. Reference Standard Instrument :

Instrument	Model	Serial No./ID No.	Certificate No.	Due Date	Through
Digital Thermometer with sensor	34972A	MY57003188	2503175-002	2 June 2026	NATIONAL FOOD INSTITUTE
	RTD	CH#201-209/ RTD#201-209			

3. This certificate is traceable to International System of Units (SI Units).
4. This certificate was certified only for the instrument we calibrated.
5. This result of calibration was found accurate as shown on date and place of calibration only.
6. Condition of Calibrated item : Good

UUC Description :

Time of Record 1 Hour 9 Minute At 20.0 °C

Fresh air Damper [-] Open Position [-]
[X] Close Fan [10%]
[-] Not Available

7. Result of Calibration : [X] Without adjustment [ ] After adjustment

F-CS-012 Revision: 01 Date: 20-04-65

Foundation for Industrial Development National Food Institute
Food Industrial Laboratory Service Center
NSC-TISI-TIS 17025 CALIBRATION 0061

Calibration Report

Certificate No.: 2503897-001-01

Equipment: CHAMBER (Incubator)

Model: ICP 400 Serial No.: K406.0004

Resolution: 0.1 °C ID No.: N/A

Manufacturer: MEMMERT

Date of Calibration: 14 July 2025

Calibration point: 20.0 °C

Calibration result:

Calibration Condition	Temperature (°C)	Relative Humidity (%)	Line Voltage (Volt)
MIN	29.6	60.3	220.0
MAX	32.3	61.5	225.0

Table1 : Reporting of Temperature

Calibration point (°C)	Measured Temperature (°C) @ Sensor No. (Sensor No.9 is REF)									Uncertainty ± (°C)
	# 1	# 2	# 3	# 4	# 5	# 6	# 7	# 8	# 9	
20.0	20.00	20.16	20.08	20.11	20.28	20.12	20.03	20.05	20.14	0.28

Table 2 : Reporting of Characterization Result

UUC* Setting (°C)	UUC* Reading (°C)			Stability ± (°C)	Uniformity (°C)	Overall Variation (°C)
	MIN	MAX	Average			
20.0	20.0	20.0	20.0	0.14	0.15	0.53

Note The quoted uncertainty include " Stability " and " Loading effect (20% of Temp Uniformity) "

UUC* = Unit Under Calibration

Stability = One-half of the greatest maximum difference of measured temperatures at any one sensors, for at least half an hour after reaching steady state.

Uniformity = The maximum difference of measured temperatures at any sensors and the measured temperature at the reference location which are observed at the same time.

Overall Variation = The difference of the maximum and minimum measured temperatures througout observation time.

The report uncertainty of measurement was based on standard uncertainty multiplied by coverage factor k= 2, providing a level of confidence of approximately 95 %.

--------- End ---------

F-CS-012 Revision: 01 Date: 20-04-65

THAILAND INSTITUTE OF SCIENTIFIC AND TECHNOLOGICAL RESEARCH (TISTR)

Mechanical Engineering Standards Laboratory Soi 1, Bangpoo Industrial Estate, Muang, Samutprakan 10280, Thailand.

Request No.23-69/0266 MTC.No.23-69/0266-02

Number of page(s) 2

CALIBRATION CERTIFICATE

Nomenclature : FLOWMETER

Manufacturer : Mesa Labs

Serial No.: 114069

Model : Defender 520-H

Scale range : 300 ml/min to 30,000 ml/min

Subdivision : (0.0001, 0.001) L/min

Submitted by : SECOT CO.,LTD.

239, Rimklongprapa Road, Bangsue,

Bangkok 10800, Thailand.

Received date : 18 February 2026 **Condition of measured item :** Normal

Calibration date : 24 February 2026

Standard :

Standard	Certificate No.	Date due	Traceability
RTD Thermometer	PSL-T 0811/67	3-Jul-26	TISTR
Molbox/PressureTransducer/UpStream	MP-0178-25	29-Jun-27	NIMT
Primary Flow Calibrator S/N 119521	MW-0046-25	14-Jul-27	NIMT
Primary Flow Calibrator S/N 119216	MW-0047-25	7-Jul-27	NIMT

Calibrated by : Terasak Panna

(Mr.Terasak Panna)

Approved by :

(Ms.Kirana Luanghirun)

Director

Mechanical Engineering Standards Laboratory

Ref. 2013269021800834002

Issued Date 27 February 2026

The results relate only to the items tested/calibrated or value assigned.
Advertising the Report/Certificate and publicity of the results except in full are prohibited unless written permission is obtained from the governor of TISTR.

FM.BL.MTC.002 Rev.5

Head Office
35 Mu 3 Tambon Khlong Ha, Amphoe Khlong Luang, Changwat Pathumthani 12120, Thailand
Tel. (66) 0 2577 9036
Fax. (66) 0 2577 9009

Office/Laboratory
668 Mu 2 Tambon Bangpoomai, Amphoe Muang Samutprakan, Changwat Samutprakan 10280, Thailand
Tel. (66) 0 2323 1672-80 ext. 115, 116
(66) 08 3219 9440
E-mail : mtcg@tistr.or.th Website : www.tistr.or.th

Office
196 Phahonyothin Road, Ladyao, Chatuchak, Bangkok 10900, Thailand
Tel. (66) 0 2579 1121-30 ext. 5219, 5225, 5217
(66) 08 1889 6827

THAILAND INSTITUTE OF SCIENTIFIC AND TECHNOLOGICAL RESEARCH (TISTR)

Mechanical Engineering Standards Laboratory Soi 1, Bangpoo Industrial Estate, Muang, Samutprakan 10280, Thailand.

Request No.23-69/0266 2/2 MTC.No.23-69/0266-02

Calibration point : (1.5, 5.0, 10, 15, 25) l/min

Ambient condition : Temperature (23 ± 3) °C , Relative humidity (55 ± 15) %

Atmospheric pressure (1010±13) hPa

Calibration method : The flowmeter (UUC) was calibrated by comparison method with standard flowmeter according to CP-370.01.

The reported value is the value that converted to value at reference condition within pressure and temperature of the actual gas entering the UUC

Measurement data :

UUC Value (L/min)	Standard Value (L/min)	Temperature (°C)	Pressure (hPa)	Deviation (%)	Uncertainty (%)
1.5084	1.5113	24.586	1009.07	-0.19	0.89
5.0064	5.0267	24.575	1009.41	-0.40	0.89
10.026	10.028	24.598	1010.24	-0.02	0.89
15.036	15.033	24.606	1011.51	+0.02	0.89
25.032	24.962	24.639	1015.20	+0.28	0.89

The reported expanded uncertainties are based on standard uncertainties multiplied by a coverage factor k=2, which provides a level of confidence of approximately 95%.

The end of calibration certificate.

The results relate only to the items tested/calibrated or value assigned.
Advertising the Report/Certificate and publicity of the results except in full are prohibited unless written permission is obtained from the governor of TISTR.

FM.BL.MTC.002 Rev.5

Head Office
35 Mu 3 Tambon Khlong Ha, Amphoe Khlong Luang, Changwat Pathumthani 12120, Thailand
Tel. (66) 0 2577 9036
Fax. (66) 0 2577 9009

Office/Laboratory
668 Mu 2 Tambon Bangpoomai, Amphoe Muang Samutprakan, Changwat Samutprakan 10280, Thailand
Tel. (66) 0 2323 1672-80 ext. 115, 116
(66) 08 3219 9440
E-mail : mtcg@tistr.or.th Website : www.tistr.or.th

Office
196 Phahonyothin Road, Ladyao, Chatuchak, Bangkok 10900, Thailand
Tel. (66) 0 2579 1121-30 ext. 5219, 5225, 5217
(66) 08 1889 6827

THAILAND INSTITUTE OF SCIENTIFIC AND TECHNOLOGICAL RESEARCH (TISTR)

Mechanical Engineering Standards Laboratory Soi 1, Bangpoo Industrial Estate, Muang, Samutprakan 10280, Thailand.

Request No.23-69/0266 MTC.No.23-69/0266-01

Number of page(s) 2

CALIBRATION CERTIFICATE

Nomenclature : FLOWMETER

Manufacturer : Mesa Labs

Serial No.: 160100

Model : Defender 520-L

Scale range : 5 ml/min to 500 ml/min

Subdivision : (0.001, 0.01) ml/min

Submitted by : SECOT CO.,LTD.

239, Rimklongprapa Road, Bangsue,

Bangkok 10800, Thailand.

Received date : 18 February 2026 **Condition of measured item :** Normal

Calibration date : 23 February 2026

Standard :

Standard	Certificate No.	Date due	Traceability
RTD Thermometer	PSL-T 0811/67	3-Jul-26	TISTR
Molbox/PressureTransducer/UpStream	MP-0178-25	29-Jun-27	NIMT
Primary Flow Calibrator S/N 117982	MW-0045-25	2-Jul-27	NIMT

Calibrated by : Terasak Panna

(Mr.Terasak Panna)

Approved by:

(Ms.Kirana Luanghirun)

Director

Mechanical Engineering Standards Laboratory

Ref. 2013269021800834001

Issued Date 27 February 2026

The results relate only to the items tested/calibrated or value assigned.
Advertising the Report/Certificate and publicity of the results except in full are prohibited unless written permission is obtained from the governor of TISTR.

FM.BL.MTC.002 Rev.5

Head Office
35 Mu 3 Tambon Khlong Ha, Amphoe Khlong Luang, Changwat Pathumthani 12120, Thailand
Tel. (66) 0 2577 9036
Fax. (66) 0 2577 9009

Office/Laboratory
668 Mu 2 Tambon Bangpoomai, Amphoe Muang Samutprakan, Changwat Samutprakan 10280, Thailand
Tel. (66) 0 2323 1672-80 ext. 115, 116
(66) 08 3219 9440
E-mail : mtc@tistr.or.th Website : www.tistr.or.th

Office
196 Phahonyothin Road, Ladyao, Chatuchak, Bangkok 10900, Thailand
Tel. (66) 0 2579 1121-30 ext. 5219, 5225, 5217
(66) 08 1889 6827

THAILAND INSTITUTE OF SCIENTIFIC AND TECHNOLOGICAL RESEARCH (TISTR)

Mechanical Engineering Standards Laboratory Soi 1, Bangpoo Industrial Estate, Muang, Samutprakan 10280, Thailand.

Request No.23-69/0266 **2/2** MTC.No.23-69/0266-01

Calibration point : (20, 50, 100, 200, 400) ml/min

Ambient condition : Temperature (23 ± 3) °C , Relative humidity (55 ± 15) %

Atmospheric pressure (1010±13) hPa

Calibration method : The flowmeter (UUC) was calibrated by comparison method with standard flowmeter according to CP-370.01.

The reported value is the value that converted to value at reference condition within pressure and temperature of the actual gas entering the UUC

Measurement data :

UUC Value (ml/min)	Standard Value (ml/min)	Temperature (°C)	Pressure (hPa)	Deviation (%)	Uncertainty (%)
20.440*	20.192	24.526	1008.94	+1.23	0.95
50.435	50.091	24.519	1008.87	+0.69	0.93
100.95	100.71	24.523	1008.87	+0.23	0.93
200.54	201.14	24.519	1008.93	-0.30	0.93
402.08	401.89	24.503	1009.12	+0.05	0.93

The reported expanded uncertainties are based on standard uncertainties multiplied by a coverage factor k=2, which provides a level of confidence of approximately 95%.

* : The calibration point is not the scope of accreditation.

The end of calibration certificate.

The results relate only to the items tested/calibrated or value assigned.
Advertising the Report/Certificate and publicity of the results except in full are prohibited unless written permission is obtained from the governor of TISTR.

FM.BL.MTC.002 Rev.5

Head Office
35 Mu 3 Tambon Khlong Ha, Amphoe Khlong Luang, Changwat Pathumthani 12120, Thailand
Tel. (66) 0 2577 9036
Fax. (66) 0 2577 9009

Office/Laboratory
668 Mu 2 Tambon Bangpoomai, Amphoe Muang Samutprakan, Changwat Samutprakan 10280, Thailand
Tel. (66) 0 2323 1672-80 ext. 115, 116
(66) 08 3219 9440
E-mail : mtc@tistr.or.th Website : www.tistr.or.th

Office
196 Phahonyothin Road, Ladyao, Chatuchak, Bangkok 10900, Thailand
Tel. (66) 0 2579 1121-30 ext. 5219, 5225, 5217
(66) 08 1889 6827

[redacted]

/FPD

Agilent CrossLab

Agilent CrossLab Start Up Services

Agilent 7890 Gas Chromatograph Preventive Maintenance Checklist

[redacted]

Agilent Preventive Maintenance provides factory recommended service for your analytical instruments to assure reliable operation and the accuracy of your results.

Delivered by highly trained and certified service engineers using genuine Agilent parts and supplies, Agilent Preventive Maintenance provides everything you need to reduce unplanned downtime and keep your systems operating at their peak. This checklist will be completed at the end of the service and provided to you as a record of the preventive maintenance activities.

Agilent

Introduction

Customer Information

- Customers should provide all necessary operating supplies upon request of the engineer.
- A customer representative should be available to the engineer while performing the preventive maintenance procedures.
- Any parts, not included in the Parts Lists section of this document, are not part of the recommended Preventive Maintenance service, nor are they included in the price of this service.
- If a system requires the use of extra or special procedures and/or parts for the maintenance service, then these must be ordered separately and charged as a repair, which may incur additional costs.

Important Customer Web Links

- For more information about *Agilent Technologies services*, please visit our website using the following URL: http://www.agilent.com/en-us/products/crosslab-instrument-services/service-repair
- The **Agilent Community** is an excellent place to get answers, collaborate with others about applications and Agilent products, and find in-depth documents and videos relevant to Agilent technologies. Visit https://community.agilent.com/welcome.
- To access **Agilent University**, visit http://www.agilent.com/crosslab/university/ to learn about training options, which include online, classroom and onsite delivery. A training specialist can work directly with you to help determine your best options.
- A useful **Agilent Resource Center** web page is available, which includes short videos on maintenance, quick lists of consumables for new instruments, and other valuable information. Check out the Resource Page here: https://www.agilent.com/en-us/agilentresources.
- Need technical support, FAQs, supplies? – visit our **Support Home page** http://www.agilent.com/search/support.
- Videos about specific preparation requirements for your instrument can be found by searching the *Agilent YouTube* channel at https://www.youtube.com/user/agilent.
- **7890B Manuals** are also available on Agilent.com:
  - **Safety**
    https://www.agilent.com/cs/library/usermanuals/public/7890B_Safety.pdf
  - **Installation and First Startup**
    https://www.agilent.com/cs/library/usermanuals/Public/7890B_Installation.pdf
  - **Operation Manual**
    https://www.agilent.com/cs/library/usermanuals/Public/7890B_Operation.pdf
  - **Maintaining Your GC**
    https://www.agilent.com/cs/library/usermanuals/public/G3430-90052%207890B_Maintaining%20Guide.pdf

Revision: 2.01, Issued: September 15, 2021
Agile Document Number: D0013618
DE number: 44166.7597222222
© Agilent Technologies, Inc. 2021

Agilent

Service Engineer's Responsibilities

- Contact the customer and ensure that all necessary supplies are available before the preventive maintenance visit.
- Only select those pages that relate to the system or module being serviced.
- Complete empty fields with the relevant information.
- Complete the relevant checkboxes in the checklist using either a "X" or tick mark "✓".
- Check **"Section not applicable"** check boxes to indicate services/tasks not delivered, as appropriate.
- Complete the Preventive Maintenance service in the order of the tasks listed.
- Complete the Service Review section together with the customer.
- Complete the fields for page numbers at the foot of each selected page
- Complete the total number of pages field in the Service Completion section
- ***Ask the customer to sign the Service Completion section including the customer's and your signature.***

Additional Instruction Notes

- Check for any active service notes for this unit. If there are any applicable "Safety" or "Modification Recommended" Service notes, plan to implement the changes on this unit before doing any qualification service.
- Do not implement firmware updates, unless you get approval from the customer and are sure that they are compatible with the instrument control software.

System Information

☑ Check this box if an Instrument configuration report is attached instead of completing the table below.

Instrument System Name and ID US10943001

Instrument System Site and Location SECOT CO,LTD / Lab.

List System Component Product Numbers	List the Serial Numbers of each Component
1. G4440A	US10943001
2. G4513A	CN10110050
3. G4514A	R0243747025
4.	
5.	
6.	
7.	
8.	
9.	
10.	

Preparation

☑ Discuss any specific issues with the customer before starting.
☑ Review the instrument logbook for recorded problems and comments.
☑ Save instrument control settings before starting the procedure.
☑ Perform a general inspection of the system for cleanliness.
☑ Check for proper installation of parts, assemblies, sensors etc.
☑ Check system for required installation of components, settings as defined by current Service Notes.
☑ Check for required firmware updates and verify with customers if they would like them installed.
☐ Before starting the following procedures, record the Detector Signal Output(s) in the results table. If the GC is turned OFF or in a service mode, comparing the detector outputs before and after the service is not possible.

Preventive Maintenance Procedure

Clean and inspect GC

☑ Unplug power cord from the power source.
☑ Open GC covers and vacuum/remove any dust/debris. Pay particular attention to cooling fans.
☑ Inspect internal connectors for proper contact and placement.
☑ Reconnect Power to the GC. Power the GC on and verify the power on self-test passed.
☑ Verify oven motor spins freely and turns on with the oven door closed; off when the door is opened.
☑ Verify operation of all other fans - the inlet and EPC cooling fans.
☑ Verify oven intake/outlet flap assembly is operating smoothly while heating and cooling the oven

Inlet and detector consumable replacement

☑ For the inlets installed, perform inlet maintenance as defined in the 7890 manual – "Maintaining Your GC" - for the inlet(s) installed.
☑ Replace the split vent trap cartridge filter on units with these inlets: Split/Splitless Capillary (SSL), Multi-Mode Inlet (MMI), Programmed Temperature Vaporizer (PTV), Volatiles Interface (VI).
☑ If the inlet system is used in Split Mode with viscous samples, inspect and clean the split vent tube on the inlet and flush or replace the tubing between the inlet and the split vent trap.
☑ If the GC includes a Flame Ionization Detector (FID), replace the jet. If the ignitor shows any buildup of sample or corrosion, replace the ignitor. Examine the FID collector and castle assemblies for contamination – clean as necessary.

Zero Sensors and Leak test

☑ Zero all pressure sensors per the procedure in the 7890 "Advanced User Guide".
☑ Perform inlet pressure decay test(s) as defined in the 7890 "Troubleshooting Manual". If the PM is done in preparation for an Operational Qualification, then the pressure decay test defined within that protocol can be used for the PM.
☑ Record if test passed or failed in the results table.

ALS Maintenance

☐ Section NOT applicable
☑ Check all cabling and configuration settings between GC, tray, and injectors.
☑ Vacuum or remove any dust, especially around fans.
☑ Check operation of all fans.
☑ Check syringe for smooth plunger operation.
☑ Check for smooth operation of the needle support – clean if necessary

Restore Instrument

☑ Restore the normal operating conditions or customer method using the Data System.
☑ Purge the system with carrier flow for 15 minutes
☑ Bake out the system, then restore the normal operating conditions
☑ After equilibration, check and record the post PM detector signal output values. Results should be similar or lower than the detector outputs recorded prior to PM.
☑ Perform a chemical checkout. If this is a routine PM, inject the customer's sample using the ALS if applicable. This will act as a final checkout of both the ALS and the GC.

Note: If the PM Service is performed prior to a qualification service, then use the qualification procedure as a guide for final instrument set up and checkout.

Signature Page

Service Review

- ☐ Attach available reports/printouts of all tests to this documentation.
- ☑ Record the Preventive Maintenance service activity in the customer's records/logbook.
- ☐ Update/reset instrument maintenance counters as appropriate.
- ☑ Affix the PM sticker to the system or instrument logbook based on the customer's request.
- ☑ Complete the Service Engineer Comments section if there are additional comments.
- ☑ Review with the customer this service, parts replaced, and test results obtained.
- ☐ If the instrument firmware was updated, record the details of the change in the Service Engineer's Comments box or if necessary, in the customer's IQ records.
- ☐ Supply the customer with a copy of the Smart Alerts flyer.
- ☐ Describe Smart Alerts to the customer.
- ☐ Install Smart Alerts if requested.

7890 GC Test Results Table

Detector Signal Outputs	Before PM Service	After PM Service
Front detector output	N/A	13.4 pA
Back detector output	N/A	54.3 pA
AUX detector output	N/A	N/A
Pressure decay test	**Expected test result**	**Actual test result**
Front inlet pressure decay test	Pass	pass
Back inlet pressure decay test	Pass	pass

© Agilent Technologies, Inc. 2021

7890 Parts List Table

The following kits are recommended for capillary and purged packed inlets. If this is a general PM and the customer has a preferred set of consumables, you may use the customer's consumables.

Part description	Part number	Product or model# where used	Quantity consumed
SSL Capillary Inlet PM kit, Splitless	5188-6497	7890A/B	1
SSL Capillary Inlet PM kit, split	5188-6496	7890A/B	1
SSL Capillary Ultra Inert Inlet Gold Seal with Washer	5190-6144	7890A/B	N/A
SSL Capillary Ultra Inert Inlet Splitless Liner - Single taper with Glass Wool	5190-2293	7890A/B	N/A
SSL Capillary Ultra Inert Inlet Low Pressure Drop Split Liner - with Glass Wool	5190-2295	7890A/B	N/A
PP Inlet PM kit	5188-6498	7890A/B	N/A
Split vent trap PM kit, single cartridge (for MMI, PTV & VI)	5188-6495	7890A/B	N/A
MMI Cleaning Kit	G3510-60820	7890A/B	N/A
PTV Septumless Head Rebuild Kit	5182-9747	7890A/B	N/A
PTV Septumless Head Teflon Guide	5182-9748	7890A/B	N/A
Ignitor (glow plug) assembly with O-ring	19231-60680	7890A/B	1
FID Collector Rebuild/Cleaning Kit	G1531-67000	7890A/B	N/A
Standard .011-inch FID Jet for capillary FID base	G1531-80560	7890A/B	1
High Temperature .018-inch FID Jet for capillary FID base	G1531-80620	7890A/B	N/A
Standard .018-inch FID Jet for packed column with packed FID base	18710-20119	7890A/B	N/A
Standard .011-inch FID Jet for capillary column with packed/adaptable FID base	19244-80560	7890A/B	N/A
High Temperature .018-inch FID Jet for capillary column with packed/adaptable FID base	19244-80620	7890A/B	N/A
NPD Jet, universal fit, .011-inch ID	G1534-80580	7890A/B	N/A
NPD Jet, universal fit, .011-inch ID Extended tip	G1534-80590	7890A/B	N/A
SSL Capillary Ultra Inert Inlet Gold Seal with Washer	5190-6144	7890A/B	N/A
SSL Capillary Ultra Inert Inlet Splitless Liner - Single taper with Glass Wool	5190-2293	7890A/B	N/A
**FID Collector Replacement Kit, if needed	G1531-67001	7890A/B	N/A

© Agilent Technologies, Inc. 2021

Service Engineer Comments

If there are any specific points you wish to note as part of performing the service or other items of interest for the customer, please write include them in this box.

Service Completion

Service request number 6008377494 Date service completed 27 April 2026

Agilent signature [signature] Customer signature [signature]

Total number of pages in this document 9 pages

© Agilent Technologies, Inc. 2021

Sheet No. : CR-515-2026-107

SOUND LEVEL METER CALIBRATION

Calibration Location: SECOT Calibration Date: Apr 24, 26

ACOUSTIC CALIBRATOR

Brand	Model	Serial No.	Frequency (Hz)	Ref.Calibrated (dB)	Eff.Calibrated (dB)
Cirrus	CR:515	97097	1000.00	94.0	93.8

No.	Brand	Model	Serial No.	Reading (dB)	dB Adjust
1	SCARLET	ST-21D	820722	93.8	0.0
4	SCARLET	ST-21D	820725	93.8	0.0
11	SCARLET	ST-21D	821078	93.8	0.0
13	SCARLET	ST-21D	821080	93.8	0.0
14	SCARLET	ST-21D	821081	93.8	0.0

Calibrated by : [signature] Approved by : [signature]

SECOT CO., LTD.
339 Rimklongpapa Rd. Bangnae, Bangkok, 10800, THAILAND
Tel: (662)959-3600 Fax: (662) 959-3315
E-Mail: service@secot.co.th

ELECTRICAL AND ELECTRONICS INSTITUTE
FOUNDATION FOR INDUSTRIAL DEVELOPMENT
975 Moo 4, Bangpoo Industrial Estate, Soi 8, Sukhumvit Road km 37,
Phraek Sa, Mueang Samut Prakan, Samut Prakan 10280
Tel: +66 2709 4860 Fax: +66 2324 0917

NSC-TISI-ITS 17025 CALIBRATION 0119

Certificate No.: CP20250278EA
Operation No.: CP2025100271

Certificate of Calibration

Equipment:	Sound Calibrator
Manufacturer:	Cirrus Research Plc
Model/Type:	CR:515
Serial No.:	97097
ID No.:	-
Customer:	SECOT Co.,Ltd.
Address:	239 Rimklongprapa Rd., Bangsue, Bangkok 10800 Thailand
Received Date:	9 October 2025
Calibrated Date:	14 October 2025
Issued Date:	16 October 2025
Calibrated by:	Ms. Juntapom Kunhakorn

Approved by: (Mr. Sittichai Swaksuriyawong)
Group Manager

This report was prepared electronically using applicable electronic signature. Printing or copy of file are considered as a copy of the document.

The reported uncertainty of measurement was based on standard uncertainty multiplied by a coverage factor (k) providing a level of confidence of approximately 95%. This certificate may not be reproduced other than in full except with the prior written approval of the Electrical and Electronics Institute, Foundation for Industrial Development.

F-CAL-004 Ed.1

Certificate No.: CP20250278EA

Calibration Report

Equipment:	Sound Calibrator
Manufacturer:	Cirrus Research Plc
Model/Type:	CR:515
Serial No.:	97097
ID No.:	-
Ambient Temperature:	(23 ± 2) °C
Relative Humidity:	(50 ± 15) %
Pressure:	(101.3 ± 1.5) kPa

Method of Calibration :-
IEC 60942:2017

Condition of this result of calibration

1. Reference standards instrument :-

Instrument	Model	Serial No.	Cert. No.	Due Date
1) Standard microphone	4180	2661000	AA-1011-25	24 June 2026
2) Waveform Generator	33511B	MY52302264	CK20250036EA	29 June 2026
3) Audio Analyzing DMM	2015-P	000136E	CK20250002EA CB20250007EA	25 December 2025 6 January 2026
4) Pressure humidity and Temperature Transmitter	PTU301	F0640003	CL1-P250034 CD20250096EA	10 April 2026 29 March 2026

2. This result of calibration was found accurate as shown on date and place of calibration only.
3. This certification is traceable to the international system of unit maintained at :-
   Reference standards instrument for Acoustic function
   - National Institute of Metrology (Thailand).; ILAC Policy, Item 2 (1) No.ILAC-P10:07/2020.
   Reference standards instrument for Electrical function
   - Electrical and Electronics Institute; NSC Accredited Calibration No.0119
   - IRPC Metrology Center, IRPC Public Co., Ltd.; NSC Accredited Calibration No.0204.

Result of Calibration:-

1. Function : Sound pressure level

Norminal Frequency (Hz)	Specified Sound Pressure level (dB)	Measured value (dB)	Deviated value[1] (dB)	Acceptance limit[3] (dB)
1000	94	94.07	0.07	±0.25

2. Function : Frequency

Norminal Sound Pressure level (dB)	Specified Frequency (Hz)	Measured value (Hz)	Deviated value[2] (%)	Acceptance limit[3] (%)
94	1000	1000.31	0.03	± 0.70

F-CAL-005 Ed.1

Certificate No.: CP20250278EA

Calibration Report

3. Function : Total distortion + noise

Norminal Sound Pressure level (dB)	Norminal Frequency (Hz)	Measured value[4] (%)	Acceptance limit[5] (%)
94	1000	0.47	2.50

Uncertainty of measurement

Function	Uncertainty	Maximum-permitted uncertainty of measurement
Sound pressure level	0.10 dB	0.15 dB
Frequency	0.10 %	0.20 %
Total distortion + noise	0.40 %	0.50 %

Note: [1] The deviated value is the absolube valule of the difference between the measured value and the corresponding specified sound pressure level.
[2] The deviated value is the absolube valule of the difference in percent between the measured value and the corresponding specified frequency.
[3] The acceptance limit is for the deviated value.
[4] The measured value is the total distortion + noise, measured over the frequency range from 20 Hz to 20 kHz.
[5] The acceptance limit is for the Measured value.

Remarks: 1. Acceptance limit was IEC 60942:2017 Class 1.
2. Maximum-permitted uncertainty of measurement was IEC 60942:2017 Class 1.
3. The coverage factor $k = 2.00$

- - End of Report - -

F-CAL-005 Ed.1

CERTIFICATE OF CALIBRATION

ISSUED BY **Noisemeters**

DATE OF ISSUE **02 March 2026** CERTIFICATE NUMBER **260487**

NoiseMeters
NoiseMeters
Acoustic House
Bridlington Road
Hunmanby
YO14 0PH
United Kingdom
www.noisemeters.com

Approved signatory
N.Smith
Electronically signed:

doseBadge Reader : IEC 60942:2003

Instrument information

Manufacturer:	Cirrus Research plc	**Notes:**
Model:	RC:110A	
Serial number:	95167	
Class:	2	

Test summary

Date of calibration: 02 March 2026

The doseBadge reader detailed above has been calibrated to the published data as described in the operating manual and in the half-inch configuration. The procedures and techniques used are as described in IEC60942_2003 Annex B – Periodic Tests and three determinations of the sound pressure level, frequency and total distortion were made.

The sound pressure level was measured using a WS2F condenser microphone type MK:224 manufactured by Cirrus Research plc.

The results have been corrected to the reference pressure of 101.33 kPa using the manufacturer's data.

The doseBadge Reader has been shown to conform to the Class 2 requirements for periodic testing, described in Annex B of IEC 60942:2003 for the sound pressure level(s) and frequency(ies) stated, for the environmental conditions under which the tests were performed.

However, as public evidence was not available, from a testing organisation responsible for pattern approval, to demonstrate that the model of doseBadge Reader conformed to the requirements for pattern evaluation described in Annex A of IEC 60942:2003, no general statement or conclusion can be made about conformance of the doseBadge Reader to the requirements of IEC 60942:2003.

Notes:

This certificate provides traceability of measurement to the SI system of units and/or to units of measurement realised at the National Physical Laboratory or other recognised national metrology institutes. This certificate may not be reproduced other than in full, except with the prior written approval of the issuing laboratory. The results within this certificate relate only to the items calibrated. The reported expanded uncertainty is based on a standard uncertainty multiplied by a coverage factor k=2, providing a coverage probability of approximately 95%.

CERTIFICATE OF CALIBRATION

Certificate Number: 260487

Environmental conditions

The following conditions were recorded at the time of the test:

Before	Pressure:	100.27 kPa	Temperature:	22.9 °C	Humidity:	38.6 %
After	Pressure:	100.27 kPa	Temperature:	23.1 °C	Humidity:	40 %

Test equipment

Equipment	Manufacturer	Model	Serial number
Distortion Meter	Keithley	2015	0939404
Environmental Monitor	Comet	T7510	21962628

Acoustic Results

	Expected	Sample 1	Sample 2	Sample 3	Average	Deviation	Tolerance	Uncertainty
Level (dB)	114.00	113.97	113.98	113.98	**113.98**	-0.02	±0.75	0.11 dB
Distortion (%)	< 4.00	0.45	0.44	0.44	**0.44**	0.44	+4.00	0.13 %
Frequency (Hz)	1000.0	990.3	990.3	990.4	**990.3**	-9.7	±20.0	0.1 Hz

The measured quantities or deviations (as applicable), extended by the expanded combined uncertainty of measurement, must not exceed the corresponding tolerance.

Functionality Results

Function	Result
Keypad	Pass
Battery Power	Pass
Display	Pass
Communication	Pass
2 way IR link	Pass
Clock	Pass

End of results

CERTIFICATE OF CALIBRATION

ISSUED BY **Noisemeters**

DATE OF ISSUE **20 April 2026** CERTIFICATE NUMBER **264476**

NoiseMeters
Acoustic House
Bridlington Road
Hunmanby
YO14 0PH
United Kingdom
www.noisemeters.com

Approved signatory
N.Smith
Electronically signed:

doseBadge Reader : IEC 60942:2003

Instrument information

Manufacturer: Pulsar Instruments **Notes:**
Model: Model 22R
Serial number: 79781
Class: 2

Test summary

Date of calibration: 20 April 2026

The doseBadge reader detailed above has been calibrated to the published data as described in the operating manual and in the half-inch configuration. The procedures and techniques used are as described in IEC60942_2003 Annex B – Periodic Tests and three determinations of the sound pressure level, frequency and total distortion were made.

The sound pressure level was measured using a WS2F condenser microphone type MK:224 manufactured by Cirrus Research plc.

The results have been corrected to the reference pressure of 101.33 kPa using the manufacturer's data.

The doseBadge Reader has been shown to conform to the Class 2 requirements for periodic testing, described in Annex B of IEC 60942:2003 for the sound pressure level(s) and frequency(ies) stated, for the environmental conditions under which the tests were performed.

However, as public evidence was not available, from a testing organisation responsible for pattern approval, to demonstrate that the model of doseBadge Reader conformed to the requirements for pattern evaluation described in Annex A of IEC 60942:2003, no general statement or conclusion can be made about conformance of the doseBadge Reader to the requirements of IEC 60942:2003.

Notes:

This certificate provides traceability of measurement to the SI system of units and/or to units of measurement realised at the National Physical Laboratory or other recognised national metrology institutes. This certificate may not be reproduced other than in full, except with the prior written approval of the issuing laboratory. The results within this certificate relate only to the items calibrated. The reported expanded uncertainty is based on a standard uncertainty multiplied by a coverage factor k=2, providing a coverage probability of approximately 95%.

CERTIFICATE OF CALIBRATION

Certificate Number: 264476

Environmental conditions

The following conditions were recorded at the time of the test:

Before	Pressure:	101.85 kPa	Temperature:	23.0 °C	Humidity:	39.1 %
After	Pressure:	101.85 kPa	Temperature:	23.0 °C	Humidity:	37.8 %

Test equipment

Equipment	Manufacturer	Model	Serial number
Distortion Meter	Keithley	2015	0939404
Environmental Monitor	Comet	T7510	21962628

Initial Acoustic Results

	Expected	Sample 1	Sample 2	Sample 3	Average	Deviation	Tolerance	Uncertainty
Level (dB)	114.00	113.93	113.92	113.94	**113.93**	-0.07	±0.75	0.09 dB
Distortion (%)	< 4.00	0.55	0.56	0.55	**0.55**	0.55	+4.00	0.22 %
Frequency (Hz)	1000.0	998.9	998.9	998.9	**998.9**	-1.1	±20.0	0.2 Hz

The measured quantities or deviations (as applicable), extended by the expanded combined uncertainty of measurement, must not exceed the corresponding tolerance.

Adjusted Acoustic Results

	Expected	Sample 1	Sample 2	Sample 3	Average	Deviation	Tolerance	Uncertainty
Level (dB)	114.00	113.98	113.97	113.98	**113.98**	-0.02	±0.75	0.09 dB
Distortion (%)	< 4.00	0.57	0.57	0.79	**0.64**	0.64	+4.00	0.22 %
Frequency (Hz)	1000.0	998.9	998.9	998.9	**998.9**	-1.1	±20.0	0.2 Hz

Functionality Results

Function	Result
Keypad	Pass
Battery Power	Pass
Display	Pass
Communication	Pass
2 way IR link	Pass
Clock	Pass

End of results

ภาคผนวก ฉ

หนังสืออนุญาตขึ้นทะเบียนห้องปฏิบัติการวิเคราะห์เอกชน จากกรมโรงงานอุตสาหกรรม

ที่ อก ๐๓๑๐(๑)/ ๔๐๕๖

กรมโรงงานอุตสาหกรรม
ถนนพระรามที่ ๖ เขตราชเทวี
กรุงเทพมหานคร ๑๐๔๐๐

๑๙ มิถุนายน ๒๕๖๙

เรื่อง ต่ออายุหนังสือรับขึ้นทะเบียนห้องปฏิบัติการวิเคราะห์เอกชน

เรียน กรรมการผู้จัดการ บริษัท ซีคอท จำกัด

อ้างถึง คำขอขึ้นทะเบียน/ต่ออายุ/เปลี่ยนแปลงบุคลากร และชนิดสารมลพิษของห้องปฏิบัติการวิเคราะห์เอกชน ลงวันที่ ๒ เมษายน ๒๕๖๙

สิ่งที่ส่งมาด้วย ๑. รายชื่อผู้ควบคุมดูแลห้องปฏิบัติการวิเคราะห์ จำนวน ๑ แผ่น
๒. รายชื่อเจ้าหน้าที่ประจำห้องปฏิบัติการวิเคราะห์ จำนวน ๑ แผ่น
๓. ขอบข่ายสารมลพิษที่ได้รับขึ้นทะเบียนจากกรมโรงงานอุตสาหกรรม จำนวน ๓๑ แผ่น

ตามคำขอที่อ้างถึง บริษัท ซีคอท จำกัด ขอต่ออายุหนังสือรับขึ้นทะเบียนห้องปฏิบัติการวิเคราะห์เอกชน เลขทะเบียน ว-๒๓๙ สถานที่ตั้งเลขที่ ๒๓๙ ถนนวิมคลองประปา แขวงบางซื่อ เขตบางซื่อ กรุงเทพมหานคร ต่อกรมโรงงานอุตสาหกรรม นั้น

กรมโรงงานอุตสาหกรรมพิจารณาแล้ว ให้บริษัท ซีคอท จำกัด ต่ออายุหนังสือรับขึ้นทะเบียนห้องปฏิบัติการวิเคราะห์เอกชน โดยมีองค์ประกอบดังนี้

ก. ผู้ควบคุมห้องปฏิบัติการวิเคราะห์เอกชน จำนวน ๙ ราย ตามสิ่งที่ส่งมาด้วย ๑

ข. เจ้าหน้าที่ห้องปฏิบัติการวิเคราะห์เอกชน จำนวน ๔๐ ราย ตามสิ่งที่ส่งมาด้วย ๒

ค. ขอบข่ายชนิดสารมลพิษที่ได้รับขึ้นทะเบียนให้วิเคราะห์ในน้ำ/น้ำเสีย น้ำใต้ดิน อากาศเสีย สิ่งปฏิกูลหรือวัสดุที่ไม่ใช้แล้ว และดิน ตามสิ่งที่ส่งมาด้วย ๓

หนังสือฉบับนี้จะหมดอายุในวันที่ ๒ พฤษภาคม ๒๕๗๓ หากประสงค์จะต่ออายุหนังสือรับขึ้นทะเบียนห้องปฏิบัติการวิเคราะห์เอกชน ให้ยื่นคำขอต่ออายุพร้อมเอกสารประกอบคำขอต่อกรมโรงงานอุตสาหกรรมภายใน ๖๐ วัน ก่อนวันสิ้นอายุของหนังสือรับขึ้นทะเบียนห้องปฏิบัติการวิเคราะห์เอกชน

จึงเรียนมาเพื่อทราบ

ขอแสดงความนับถือ

(นายศิระ จันทร์เฉิด)
นักวิทยาศาสตร์เชี่ยวชาญ รักษาราชการแทน
ผู้อำนวยการกองวิจัยและเตือนภัยมลพิษโรงงาน
ปฏิบัติราชการแทนอธิบดีกรมโรงงานอุตสาหกรรม

กองวิจัยและเตือนภัยมลพิษโรงงาน
กลุ่มมาตรฐานวิธีการวิเคราะห์ทดสอบมลพิษและทะเบียนห้องปฏิบัติการ
โทร. ๐ ๒๔๓๐ ๖๓๑๒ ต่อ ๒๑๐๓-๕
โทรสาร ๐ ๒๔๓๐ ๖๓๑๒ ต่อ ๒๑๙๙
ไปรษณีย์อิเล็กทรอนิกส์ saraban@diw.mail.go.th

เอกสารแนบท้ายหนังสือรับต่ออายุขึ้นทะเบียนห้องปฏิบัติการวิเคราะห์เอกชน
บริษัท ซีคอท จำกัด เลขทะเบียน ว-๒๓๙
ที่ อก ๐๓๑๐(๑)/ ๔๐๕๖ ลงวันที่ ๑๙ มิถุนายน ๒๕๖๙

ก. ผู้ควบคุมดูแลห้องปฏิบัติการวิเคราะห์ จำนวน ๙ ราย

๑) นายขรรชัย เกรียงไกรอุดม	ทะเบียนเลขที่ ว-๒๓๙-ค-๐๐๐๒
๒) นางสมฤดี เกรียงไกรอุดม	ทะเบียนเลขที่ ว-๒๓๙-ค-๐๐๐๓
๓) นางสาวเขมจุดา อินทร์ศร	ทะเบียนเลขที่ ว-๒๓๙-ค-๐๐๐๕
๔) นางสาวปรีดา สมใจ	ทะเบียนเลขที่ ว-๒๓๙-ค-๐๐๐๖
๕) นางสาวอรัญญา มาตา	ทะเบียนเลขที่ ว-๒๓๙-ค-๐๐๐๗
๖) นางสาวลดาวัลย์ วงศ์เจริญ	ทะเบียนเลขที่ ว-๒๓๙-ค-๐๐๐๘
๗) นางสาวมณีวรรณ เกตะวันดี	ทะเบียนเลขที่ ว-๒๓๙-ค-๐๐๐๙
๘) นางสาวนริสา ภูวสรรเพ็ชญ์	ทะเบียนเลขที่ ว-๒๓๙-ค-๐๐๑๐
๙) นางสาวศิริวรรณ ฉิมสง่า	ทะเบียนเลขที่ ว-๒๓๙-ค-๐๐๑๑

เอกสารแนบท้ายหนังสือรับต่ออายุขึ้นทะเบียนห้องปฏิบัติการวิเคราะห์เอกชน
บริษัท ซีคอท จำกัด เลขทะเบียน ว-๒๓๙
ที่ อก ๐๓๑๐(๑)/๕๐๕๖ ลงวันที่ ๑๙ มิถุนายน ๒๕๖๙

ข. เจ้าหน้าที่ประจำห้องปฏิบัติการวิเคราะห์ จำนวน ๔๐ ราย

๑) นางสาวสุดาพร สุนทร	ทะเบียนเลขที่ ว-๒๓๙-จ-๐๐๐๑
๒) นางสาวสุราทิพย์ เทียนเตี้ย	ทะเบียนเลขที่ ว-๒๓๙-จ-๐๐๐๓
๓) นางสาวสุนันทา ศิรวุฒินานนท์	ทะเบียนเลขที่ ว-๒๓๙-จ-๐๐๐๔
๔) นายบวร ดีชัยยะ	ทะเบียนเลขที่ ว-๒๓๙-จ-๐๐๐๕
๕) นางสาวเกศรินทร์ วรเดชวิทยา	ทะเบียนเลขที่ ว-๒๓๙-จ-๐๐๐๖
๖) นายอนิวัฒน์ พิมวันนา	ทะเบียนเลขที่ ว-๒๓๙-จ-๐๐๐๗
๗) นายชิตพล สมประสงค์	ทะเบียนเลขที่ ว-๒๓๙-จ-๐๐๐๘
๘) นางสาวศศิธร พรหมประเสริฐ	ทะเบียนเลขที่ ว-๒๓๙-จ-๐๐๐๙
๙) นายศิวะนนท์ กุลวงษ์	ทะเบียนเลขที่ ว-๒๓๙-จ-๐๐๑๐
๑๐) นางสาวอลิษา คนิวรานนท์	ทะเบียนเลขที่ ว-๒๓๙-จ-๐๐๑๑
๑๑) นางสาวสิริวรรณ แก้วขิงดวง	ทะเบียนเลขที่ ว-๒๓๙-จ-๐๐๑๒
๑๒) นางสาวปัทมวรรณ สุวรรณวิโรจน์	ทะเบียนเลขที่ ว-๒๓๙-จ-๐๐๑๓
๑๓) นางสาวกนิษฐา เจริญเขื่อ	ทะเบียนเลขที่ ว-๒๓๙-จ-๐๐๑๔
๑๔) นายของ เฮงชวัลกุล	ทะเบียนเลขที่ ว-๒๓๙-จ-๐๐๑๖
๑๕) นางสาวพรนภา บุตรธรรม	ทะเบียนเลขที่ ว-๒๓๙-จ-๐๐๑๘
๑๖) นางสาวธาริณี อาจปลิว	ทะเบียนเลขที่ ว-๒๓๙-จ-๐๐๑๙
๑๗) นางสาวจุฑารัตน์ แจ่มเรือน	ทะเบียนเลขที่ ว-๒๓๙-จ-๐๐๒๒
๑๘) นางสาวจณิสตา กุ้ยอ่อน	ทะเบียนเลขที่ ว-๒๓๙-จ-๐๐๒๓
๑๙) นายกิตติพงศ์ ละเกิงสุข	ทะเบียนเลขที่ ว-๒๓๙-จ-๐๐๒๔
๒๐) นายจีรวัฒน์ โคตรคำหาญ	ทะเบียนเลขที่ ว-๒๓๙ จ-๐๐๒๕
๒๑) นายขนะพล อัครผล	ทะเบียนเลขที่ ว-๒๓๙-จ-๐๐๒๖
๒๒) นางสาวทิพย์สุดา วรรณการ	ทะเบียนเลขที่ ว-๒๓๙-จ-๐๐๒๗
๒๓) นายสิทธิชัย สว่างวงศ์ไชย	ทะเบียนเลขที่ ว-๒๓๙-จ-๐๐๒๘
๒๔) นายพิษณุ สีนามเพ็ง	ทะเบียนเลขที่ ว-๒๓๙-จ-๐๐๒๙
๒๕) นายธนาวุฒิ ด่วนแสง	ทะเบียนเลขที่ ว-๒๓๙-จ-๐๐๓๑
๒๖) นายรอมฎอน เหล็มหมาด	ทะเบียนเลขที่ ว-๒๓๙-จ-๐๐๓๕
๒๗) นางสาววิระยา ปัจฉิมบูรณ์	ทะเบียนเลขที่ ว-๒๓๙-จ-๐๐๓๘
๒๘) นางสาวสุภาพร สุวรรณมณี	ทะเบียนเลขที่ ว-๒๓๙-จ-๐๐๔๐
๒๙) นางสาวณัฐณิชา วิลัยทอง	ทะเบียนเลขที่ ว-๒๓๙-จ-๐๐๔๑
๓๐) นางสาวนิศารัตน์ พิมจินดา	ทะเบียนเลขที่ ว-๒๓๙-จ-๐๐๔๒
๓๑) นายพงศ์ศิริ จักรแก้ว	ทะเบียนเลขที่ ว-๒๓๙-จ-๐๐๔๓
๓๒) นายอรรถชัย นวนนิ่ม	ทะเบียนเลขที่ ว-๒๓๙-จ-๐๐๔๔
๓๓) นางสาวรัตน์ติยากร ขึ้นชม	ทะเบียนเลขที่ ว-๒๓๙-จ-๐๐๔๕
๓๔) นางสาวขนิตา หล่ำสาย	ทะเบียนเลขที่ ว-๒๓๙-จ-๐๐๔๖
๓๕) นางสาวดวงกมล ทองหิรัญ	ทะเบียนเลขที่ ว-๒๓๙-จ-๐๐๔๗
๓๖) นายอภิวัฒน์ เมฆสุวรรณ์	ทะเบียนเลขที่ ว-๒๓๙-จ-๐๐๔๘
๓๗) นางสาวบุณยนุช รุ่นแรก	ทะเบียนเลขที่ ว-๒๓๙-จ-๐๐๔๙
๓๘) นางสาวปวรีศา มากภักดี	ทะเบียนเลขที่ ว-๒๓๙-จ-๐๐๕๐
๓๙) นางสาว เจตนา กำรัมย์	ทะเบียนเลขที่ ว-๒๓๙-จ-๐๐๕๑
๔๐) นายณัฐชัย ไชยโคตร	ทะเบียนเลขที่ ว-๒๓๙-จ-๐๐๕๒

ตามมี

เอกสารแนบท้ายหนังสือรับต่ออายุขึ้นทะเบียนห้องปฏิบัติการวิเคราะห์เอกชน
บริษัท ซีคอท จำกัด เลขทะเบียน ว-๒๓๙
ที่ อก ๐๓๑๐(๑)/๕๐๕๖ ลงวันที่ ๑๙ มิถุนายน ๒๕๖๙

ขอบข่ายสารมลพิษที่ได้รับขึ้นทะเบียนจากกรมโรงงานอุตสาหกรรม จำนวน ๓๖๔ รายการ

น้ำ/น้ำเสีย จำนวน 45 รายการ

ลำดับที่	สารมลพิษ	วิธีวิเคราะห์
1	Aldrin	1) Liquid-Liquid Extraction, Gas Chromatographic Method[4] 2) Liquid-Liquid Extraction, Gas Chromatographic/ Mass Spectrometric Method[4]
2	Arsenic	1) Digestion, Hydride Generation Atomic Absorption Spectrometric Method[4] 2) Digestion, Inductively Coupled Plasma Method[4]
3	Barium	1) Digestion, Flame Atomic Absorption Spectrometric Method[4] 2) Digestion, Inductively Coupled Plasma Method[4]
4	α-BHC	1) Liquid-Liquid Extraction, Gas Chromatographic Method[4] 2) Liquid-Liquid Extraction, Gas Chromatographic/ Mass Spectrometric Method[4]
5	β-BHC	1) Liquid-Liquid Extraction, Gas Chromatographic Method[4] 2) Liquid-Liquid Extraction, Gas Chromatographic/ Mass Spectrometric Method[4]
6	γ-BHC	1) Liquid-Liquid Extraction, Gas Chromatographic Method[4] 2) Liquid-Liquid Extraction, Gas Chromatographic/ Mass Spectrometric Method[4]
7	δ-BHC	1) Liquid-Liquid Extraction, Gas Chromatographic Method[4] 2) Liquid-Liquid Extraction, Gas Chromatographic/ Mass Spectrometric Method[4]
8	Biochemical Oxygen Demand	1) 5-Day BOD Test, Azide Modification Method[4] 2) 5-Day BOD Test, Membrane-Electrode Method[4]
9	Cadmium	1) Digestion, Flame Atomic Absorption Spectrometric Method[4] 2) Digestion, Electrothermal Atomic Absorption Spectrometric Method[4] 3) Digestion, Inductively Coupled Plasma Method[4]

ตามมี

ลำดับที่	สารมลพิษ	วิธีวิเคราะห์
10	Chemical Oxygen Demand	1) Open Reflux, Titrimetric method[4] 2) Closed Reflux, Colorimetric method[4] 3) Closed Reflux, Titrimetric Method[4]
11	Chlordane	1) Liquid-Liquid Extraction, Gas Chromatographic Method[4] 2) Liquid-Liquid Extraction, Gas Chromatographic/ Mass Spectrometric Method[4]
12	Chromium	1) Digestion, Flame Atomic Absorption Spectrometric Method[4] 2) Digestion, Electrothermal Atomic Absorption Spectrometric Method[4] 3) Digestion, Inductively Coupled Plasma Method[4]
13	Color	ADMI Weighted-Ordinate Spectrophotometric Method[4]
14	Copper	1) Digestion, Flame Atomic Absorption Spectrometric Method[4] 2) Digestion, Electrothermal Atomic Absorption Spectrometric Method[4] 3) Digestion, Inductively Coupled Plasma Method[4]
15	Cyanide	Total Cyanide after Distillation, Colorimetric Method[4]
16	4,4'-DDD	1) Liquid-Liquid Extraction, Gas Chromatographic Method[4] 2) Liquid-Liquid Extraction, Gas Chromatographic/ Mass Spectrometric Method[4]
17	4,4'-DDE	1) Liquid-Liquid Extraction, Gas Chromatographic Method[4] 2) Liquid-Liquid Extraction, Gas Chromatographic/ Mass Spectrometric Method[4]
18	4,4'-DDT	1) Liquid-Liquid Extraction, Gas Chromatographic Method[4] 2) Liquid-Liquid Extraction, Gas Chromatographic/ Mass Spectrometric Method[4]
19	Dieldrin	1) Liquid-Liquid Extraction, Gas Chromatographic Method[4] 2) Liquid-Liquid Extraction, Gas Chromatographic/ Mass Spectrometric Method[4]
20	Endosulfan I	1) Liquid-Liquid Extraction, Gas Chromatographic Method[4]

ตามนี้

2) Liquid-Liquid...

ลำดับที่	สารมลพิษ	วิธีวิเคราะห์
		2) Liquid-Liquid Extraction, Gas Chromatographic/ Mass Spectrometric Method[4]
21	Endosulfan II	1) Liquid-Liquid Extraction, Gas Chromatographic Method[4] 2) Liquid-Liquid Extraction, Gas Chromatographic/ Mass Spectrometric Method[4]
22	Endosulfan Sulfate	1) Liquid-Liquid Extraction, Gas Chromatographic Method[4] 2) Liquid-Liquid Extraction, Gas Chromatographic/ Mass Spectrometric Method[4]
23	Endrin	1) Liquid-Liquid Extraction, Gas Chromatographic Method[4] 2) Liquid-Liquid Extraction, Gas Chromatographic/ Mass Spectrometric Method[4]
24	Endrin Aldehyde	1) Liquid-Liquid Extraction, Gas Chromatographic Method[4] 2) Liquid-Liquid Extraction, Gas Chromatographic/ Mass Spectrometric Method[4]
25	Formaldehyde	Distillation, Colorimetric Method[2]
26	Free Chlorine	1) Iodometric Method[4] 2) DPD Colorimetric Method[4]
27	Heptachlor	1) Liquid-Liquid Extraction, Gas Chromatographic Method[4] 2) Liquid-Liquid Extraction, Gas Chromatographic/ Mass Spectrometric Method[4]
28	Heptachlor epoxide	1) Liquid-Liquid Extraction, Gas Chromatographic Method[4] 2) Liquid-Liquid Extraction, Gas Chromatographic/ Mass Spectrometric Method[4]
29	Hexavalent Chromium	1) Colorimetric Method[4] 2) Extraction, Air-Acetylene Flame Method[4]
30	Lead	1) Digestion, Flame Atomic Absorption Spectrometric Method[4] 2) Digestion, Electrothermal Atomic Absorption Spectrometric Method[4] 3) Digestion, Inductively Coupled Plasma Method[4]

ตามนี้

31 Manganese...

ลำดับที่	สารมลพิษ	วิธีวิเคราะห์
31	Manganese	1) Digestion, Flame Atomic Absorption Spectrometric Method[4] 2) Digestion, Electrothermal Atomic Absorption Spectrometric Method[4] 3) Digestion, Inductively Coupled Plasma Method[4]
32	Mercury	Digestion, Cold-Vapor Atomic Absorption Spectrometric Method[4]
33	Methoxychlor	1) Liquid-Liquid Extraction, Gas Chromatographic Method[4] 2) Liquid-Liquid Extraction, Gas Chromatographic/ Mass Spectrometric Method[4]
34	Nickel	1) Digestion, Flame Atomic Absorption Spectrometric Method[4] 2) Digestion, Electrothermal Atomic Absorption Spectrometric Method[4] 3) Digestion, Inductively Coupled Plasma Method[4]
35	Oil & Grease	1) Liquid-Liquid, Partition-Gravimetric Method[4] 2) Soxhlet Extraction Method[4]
36	pH	Electrometric Method[4]
37	Phenols	1) Distillation, Chloroform Extraction Method[4] 2) Distillation, Direct Photometric Method[4]
38	Selenium	1) Digestion, Hydride Generation Atomic Absorption Spectrometric Method[4] 2) Digestion, Inductively Coupled Plasma Method[4]
39	Sulfide	1) Iodometric Method[4] 2) Methylene Blue Method[4]
40	Temperature	Laboratory and Field Methods[4]
41	Total Dissolved Solids	Dried at 180 °C[4]
42	Total Kjeldahl Nitrogen	1) Macro-Kjeldahl Method[4] 2) Semi-Micro-Kjeldahl Method[4]
43	Total Suspended Solids	Dried from 103 to 105 °C[4]
44	Trivalent Chromium	Calculation[4]
45	Zinc	1) Digestion, Flame Atomic Absorption Spectrometric Method[4] 2) Digestion, Electrothermal Atomic Absorption Spectrometric Method[4] 3) Digestion, Inductively Coupled Plasma Method[4]

น้ำใต้ดิน...

น้ำใต้ดิน จำนวน 129 รายการ

ลำดับที่	สารมลพิษ	วิธีวิเคราะห์
1	Acenaphthene	Liquid-Liquid Extraction, Gas Chromatographic/Mass Spectrometric Method[4]
2	Acetone	Purge and Trap Gas Chromatographic/Mass Spectrometric Method[4]
3	Aldrin	1) Liquid-Liquid Extraction, Gas Chromatographic Method[4] 2) Liquid-Liquid Extraction, Gas Chromatographic/Mass Spectrometric Method[4]
4	Aluminum	Digestion, Inductively Coupled Plasma Method[4]
5	Anthracene	Liquid-Liquid Extraction, Gas Chromatographic/Mass Spectrometric Method[4]
6	Antimony	Digestion, Inductively Coupled Plasma Spectrometric Method[4]
7	Arsenic	1) Digestion, Hydride Generation/Atomic Absorption Spectrometric Method[4] 2) Digestion, Inductively Coupled Plasma Method[4]
8	Atrazine	Liquid-Liquid Extraction, Gas Chromatographic Method[4]
9	Barium	1) Digestion, Flame Atomic Absorption Spectrometric Method[4] 2) Digestion, Inductively Coupled Plasma Spectrometric Method[4]
10	Benzo(a)anthracene	Liquid-Liquid Extraction, Gas Chromatographic/Mass Spectrometric Method[4]
11	Benzene	Purge and Trap Gas Chromatographic/Mass spectrometric Method[4]
12	Benzo(b)fluoranthene	Liquid-Liquid Extraction, Gas Chromatographic/Mass Spectrometric Method[4]
13	Benzo(k)fluoranthene	Liquid-Liquid Extraction, Gas Chromatographic/Mass Spectrometric Method[4]
14	Benzoic acid	Liquid-Liquid Extraction, Gas Chromatographic/Mass Spectrometric Method[4]
15	Benzo(a)pyrene	Liquid-Liquid Extraction, Gas Chromatographic/Mass Spectrometric Method[4]
16	Benzo(ghi)perylene	Liquid-Liquid Extraction, Gas Chromatographic/Mass Spectrometric Method[4]

17 Beryllium...

ลำดับที่	สารมลพิษ	วิธีวิเคราะห์
17	Beryllium	Digestion, Inductively Coupled Plasma Spectrometric Method[4]
18	Bis(2-chloroethyl)ether	Liquid-Liquid Extraction, Gas Chromatographic/Mass Spectrometric Method[4]
19	Bis(2-ethylhexyl)phthalate	Liquid-Liquid Extraction, Gas Chromatographic/Mass Spectrometric Method[4]
20	Bromodichloromethane	Purge and Trap Gas Chromatographic/Mass Spectrometric Method[4]
21	Bromoform	Purge and Trap Gas Chromatographic/Mass Spectrometric Method[4]
22	Butanol	Purge and Trap Gas Chromatographic/Mass Spectrometric Method[4]
23	Butyl benzyl phthalate	Liquid-Liquid Extraction, Gas Chromatographic/Mass Spectrometric Method[4]
24	Cadmium	1) Digestion, Flame Atomic Absorption Spectrometric Method[4] 2) Digestion, Electrothermal Atomic Absorption Spectrometric Method[4] 3) Digestion, Inductively Coupled Plasma Spectrometric Method[4]
25	Carbazole	Liquid-Liquid Extraction, Gas Chromatographic/Mass Spectrometric Method[4]
26	Carbon disulfide	Purge and Trap Gas Chromatographic/Mass Spectrometric Method[4]
27	Carbon tetrachloride	Purge and Trap Gas Chromatographic/Mass Spectrometric Method[4]
28	Chlordane	1) Liquid-Liquid Extraction, Gas Chromatographic Method[4] 2) Liquid-Liquid Extraction, Gas Chromatographic/Mass Spectrometric Method[4]
29	p-Chloroaniline	Liquid-Liquid Extraction, Gas Chromatographic/Mass Spectrometric Method[4]
30	Chlorobenzene	Purge and Trap Gas Chromatographic/Mass Spectrometric Method[4]
31	Chlorodibromomethane	Purge and Trap Gas Chromatographic/Mass Spectrometric Method[4]

32 Chloroform...

ลำดับที่	สารมลพิษ	วิธีวิเคราะห์
32	Chloroform	Purge and Trap Gas Chromatographic/Mass Spectrometric Method[4]
33	2-Chlorophenol	Liquid-Liquid Extraction, Gas Chromatographic/Mass Spectrometric Method[4]
34	Chromium	1) Digestion, Flame Atomic Absorption Spectrometric Method[4] 2) Digestion, Electrothermal Atomic Absorption Spectrometric Method[4] 3) Digestion, Inductively Coupled Plasma Spectrometric Method[4]
35	Chromium (III)	Calculation[4]
36	Chromium (VI)	1) Colorimetric Method[4] 2) Extraction, Air-Acetylene Flame Method[4]
37	Chrysene	Liquid-Liquid Extraction, Gas Chromatographic/Mass Spectrometric Method[4]
38	Copper	Digestion, Inductively Coupled Plasma Method[4]
39	Cyanide	1) Distillation, Titrimetric Method[4] 2) Distillation, Colorimetric Method[4]
40	2,4-D	Liquid-Liquid Extraction, Gas Chromatographic Method[4]
41	DDD	1) Liquid-Liquid Extraction, Gas Chromatographic Method[4] 2) Liquid-Liquid Extraction, Gas Chromatographic/Mass Spectrometric Method[4]
42	DDE	1) Liquid-Liquid Extraction, Gas Chromatographic Method[4] 2) Liquid-Liquid Extraction, Gas Chromatographic/Mass Spectrometric Method[4]
43	DDT	1) Liquid-Liquid Extraction, Gas Chromatographic Method[4] 2) Liquid-Liquid Extraction, Gas Chromatographic/Mass Spectrometric Method[4]
44	Dibenz(a,h)anthracene	Liquid-Liquid Extraction, Gas Chromatographic/Mass Spectrometric Method[4]
45	Di-n-butyl phthalate	Liquid-Liquid Extraction, Gas Chromatographic/Mass Spectrometric Method[4]
46	1,2-Dichlorobenzene	Purge and Trap Gas Chromatographic/Mass Spectrometric Method[4]

47 1,3-Dichlorobenzene...

ลำดับที่	สารมลพิษ	วิธีวิเคราะห์
47	1,3-Dichlorobenzene	Purge and Trap Gas Chromatographic/Mass Spectrometric Method[4]
48	1,4-Dichlorobenzene	Purge and Trap Gas Chromatographic/Mass Spectrometric Method[4]
49	3,3′-Dichlorobenzidine	Liquid-Liquid Extraction, Gas Chromatographic/Mass Spectrometric Method[4]
50	1,1-Dichloroethane	Purge and Trap Gas Chromatographic/Mass Spectrometric Method[4]
51	1,2-Dichloroethane	Purge and Trap Gas Chromatographic/Mass Spectrometric Method[4]
52	1,1-Dichloroethylene	Purge and Trap Gas Chromatographic/Mass Spectrometric Method[4]
53	cis-1,2-Dichloroethylene	Purge and Trap Gas Chromatographic/Mass Spectrometric Method[4]
54	trans-1,2-Dichloroethylene	Purge and Trap Gas Chromatographic/Mass Spectrometric Method[4]
55	2,4-Dichlorophenol	Liquid-Liquid Extraction, Gas Chromatographic/Mass Spectrometric Method[4]
56	1,2-Dichloropropane	Purge and Trap Gas Chromatographic/Mass Spectrometric Method[4]
57	1,3-Dichloropropane	Purge and Trap Gas Chromatographic/Mass Spectrometric Method[4]
58	1,3-Dichloropropene	Purge and Trap Gas Chromatographic/Mass Spectrometric Method[4]
59	Dieldrin	1) Liquid-Liquid Extraction, Gas Chromatographic Method[4] 2) Liquid-Liquid Extraction, Gas Chromatographic/Mass Spectrometric Method[4]
60	Diethyl phthalate	Liquid-Liquid Extraction, Gas Chromatographic/Mass Spectrometric Method[4]
61	2,4-Dimethylphenol	Liquid-Liquid Extraction, Gas Chromatographic/Mass Spectrometric Method[4]
62	2,4-Dinitrophenol	Liquid-Liquid Extraction, Gas Chromatographic/Mass Spectrometric Method[4]
63	2,4-Dinitrotoluene	Liquid-Liquid Extraction, Gas Chromatographic/Mass Spectrometric Method[4]

ตามมี

ลำดับที่	สารมลพิษ	วิธีวิเคราะห์
64	2,6-Dinitrotoluene	Liquid-Liquid Extraction, Gas Chromatographic/Mass Spectrometric Method[4]
65	Di-n-Octyl phthalate	Liquid-Liquid Extraction, Gas Chromatographic/Mass Spectrometric Method[4]
66	Endosulfan	1) Liquid-Liquid Extraction, Gas Chromatographic Method[4] 2) Liquid-Liquid Extraction, Gas Chromatographic/Mass Spectrometric Method[4]
67	Endrin	1) Liquid-Liquid Extraction, Gas Chromatographic Method[4] 2) Liquid-Liquid Extraction, Gas Chromatographic/Mass Spectrometric Method[4]
68	Ethylbenzene	Purge and Trap Gas Chromatographic/Mass Spectrometric Method[4]
69	Fluoranthene	Liquid-Liquid Extraction, Gas Chromatographic/Mass Spectrometric Method[4]
70	Fluorene	Liquid-Liquid Extraction, Gas Chromatographic/Mass Spectrometric Method[4]
71	Heptachlor	1) Liquid-Liquid Extraction, Gas Chromatographic Method[4] 2) Liquid-Liquid Extraction, Gas Chromatographic/Mass Spectrometric Method[4]
72	Heptachlor epoxide	1) Liquid-Liquid Extraction, Gas Chromatographic Method[4] 2) Liquid-Liquid Extraction, Gas Chromatographic/Mass Spectrometric Method[4]
73	Hexachlorobenzene	Liquid-Liquid Extraction, Gas Chromatographic/Mass Spectrometric Method[4]
74	Hexachloro-1,3-butadiene	Purge and Trap Gas Chromatographic/Mass Spectrometric Method[4]
75	n-Hexane	Purge and Trap Gas Chromatographic/Mass Spectrometric Method[4]
76	α-HCH	1) Liquid-Liquid Extraction, Gas Chromatographic Method[4] 2) Liquid-Liquid Extraction, Gas Chromatographic/Mass Spectrometric Method[4]

ตามมี

ลำดับที่	สารมลพิษ	วิธีวิเคราะห์
77	β-HCH	1) Liquid-Liquid Extraction, Gas Chromatographic Method[4] 2) Liquid-Liquid Extraction, Gas Chromatographic/Mass Spectrometric Method[4]
78	γ-HCH	1) Liquid-Liquid Extraction, Gas Chromatographic Method[4] 2) Liquid-Liquid Extraction, Gas Chromatographic/Mass Spectrometric Method[4]
79	Hexachlorocyclopentadiene	Liquid-Liquid Extraction, Gas Chromatographic/Mass Spectrometric Method[4]
80	Hexachloroethane	Liquid-Liquid Extraction, Gas Chromatographic/Mass Spectrometric Method[4]
81	Indeno(1,2,3-cd)pyrene	Liquid-Liquid Extraction, Gas Chromatographic/Mass Spectrometric Method[4]
82	Iron	Digestion, Inductively Coupled Plasma Method[4]
83	Isophorone	Liquid-Liquid Extraction, Gas Chromatographic/Mass Spectrometric Method[4]
84	Lead	1) Digestion, Flame Atomic Absorption Spectrometric Method[4] 2) Digestion, Electrothermal Atomic Absorption Spectrometric Method[4] 3) Digestion, Inductively Coupled Plasma Spectrometric Method[4]
85	Manganese	1) Digestion, Flame Atomic Absorption Spectrometric Method[4] 2) Digestion, Electrothermal Atomic Absorption Spectrometric Method[4] 3) Digestion, Inductively Coupled Plasma Spectrometric Method[4]
86	Mercury	Digestion, Cold-Vapor Atomic Absorption Spectrometric Method[4]
87	Methanol	Purge and Trap Gas Chromatographic/Mass spectrometric Method[4]
88	Methoxychlor	1) Liquid-Liquid Extraction, Gas Chromatographic Method[4] 2) Liquid-Liquid Extraction, Gas Chromatographic/Mass Spectrometric Method[4]

89 Methyl bromide...

ลำดับที่	สารมลพิษ	วิธีวิเคราะห์
89	Methyl bromide	Purge and Trap Gas Chromatographic/Mass Spectrometric Method[4]
90	Methylene chloride	Purge and Trap Gas Chromatographic/Mass Spectrometric Method[4]
91	2-Methylphenol	Liquid-Liquid Extraction, Gas Chromatographic/Mass Spectrometric Method[4]
92	2-Methylnaphthalene	Liquid-Liquid Extraction, Gas Chromatographic/Mass Spectrometric Method[4]
93	Methyl tert-butyl ether	Purge and Trap Gas Chromatographic/Mass Spectrometric Method[4]
94	Molybdenum	Digestion, Inductively Coupled Plasma Method[4]
95	Naphthalene	Liquid-Liquid Extraction, Gas Chromatographic/Mass Spectrometric Method[4]
96	Nickel	1) Digestion, Flame Atomic Absorption Spectrometric Method[4] 2) Digestion, Electrothermal Atomic Absorption Spectrometric Method[4] 3) Digestion, Inductively Coupled Plasma Spectrometric Method[4]
97	Nitrobenzene	Liquid-Liquid Extraction, Gas Chromatographic/Mass Spectrometric Method[4]
98	N-Nitrosodiphenylamine	Liquid-Liquid Extraction, Gas Chromatographic/Mass Spectrometric Method[4]
99	N-Nitrosodi-n-propylamine	Liquid-Liquid Extraction, Gas Chromatographic/Mass Spectrometric Method[4]
100	PCBs	Liquid-Liquid Extraction, Gas Chromatographic Method[4]
101	Pentachlorophenol	Liquid-Liquid Extraction, Gas Chromatographic/Mass Spectrometric Method[4]
102	pH	Electrometric method[4]
103	Phenanthrene	Liquid-Liquid Extraction, Gas Chromatographic/Mass Spectrometric Method[4]
104	Phenol	1) Distillation, Chloroform Extraction Method[4] 2) Distillation, Direct Photometric Method[4] 3) Liquid-Liquid Extraction, Gas Chromatographic/Mass Spectrometric Method[4]
105	Pyrene	Liquid-Liquid Extraction, Gas Chromatographic/Mass Spectrometric Method[4]

106 Selenium...

ลำดับที่	สารมลพิษ	วิธีวิเคราะห์
106	Selenium	1) Digestion, Hydride Generation Atomic Absorption Spectrometric Method[4] 2) Digestion, Inductively Coupled Plasma Method[4]
107	Silver	1) Digestion, Flame Atomic Absorption Spectrometric Method[4] 2) Digestion, Inductively Coupled Plasma Method[4]
108	Styrene	Purge and Trap Gas Chromatographic/Mass Spectrometric Method[4]
109	1,1,2,2-Tetrachloroethane	Purge and Trap Gas Chromatographic/Mass Spectrometric Method[4]
110	Tetrachloroethylene	Purge and Trap Gas Chromatographic/Mass Spectrometric Method[4]
111	Toluene	Purge and Trap Gas Chromatographic/Mass Spectrometric Method[4]
112	TPH (C_5-C_8)	Purge and Trap, Gas Chromatographic/Mass Spectrometric Method[12,26]
113	TPH ($C_{>8}$-C_{16})	1) Separatory Funnel Liquid-Liquid Extraction, Gas Chromatographic Method[9,21] 2) Separatory Funnel Liquid-Liquid Extraction, Gas Chromatographic/Mass spectrometric Method[9,27]
114	TPH ($C_{>16}$-C_{35})	1) Separatory Funnel Liquid-Liquid Extraction, Gas Chromatographic Method[9,21] 2) Separatory Funnel Liquid-Liquid Extraction, Gas Chromatographic/Mass spectrometric Method[9,27]
115	1,2,4-Trichlorobenzene	Purge and Trap Gas Chromatographic/Mass Spectrometric Method[4]
116	1,1,1-Trichloroethane	Purge and Trap Gas Chromatographic/Mass Spectrometric Method[4]
117	1,1,2-Trichloroethane	Purge and Trap Gas Chromatographic/Mass Spectrometric Method[4]
118	Trichloroethylene	Purge and Trap Gas Chromatographic/Mass Spectrometric Method[4]
119	2,4,5-Trichlorophenol	Liquid-Liquid Extraction, Gas Chromatographic/Mass Spectrometric Method[4]
120	2,4,6-Trichlorophenol	Liquid-Liquid Extraction, Gas Chromatographic/Mass Spectrometric Method[4]

121 1,3,5-Trimethylbenzene...

ลำดับที่	สารมลพิษ	วิธีวิเคราะห์
121	1,3,5-Trimethylbenzene	Purge and Trap Gas Chromatographic/Mass Spectrometric Method[4]
122	Vanadium	Digestion, Inductively Coupled Plasma Spectrometric Method[4]
123	Vinyl acetate	Purge and Trap Gas Chromatographic/Mass Spectrometric Method[4]
124	Vinyl chloride	Purge and Trap Gas Chromatographic/Mass Spectrometric Method[4]
125	m-Xylene	Purge and Trap Gas Chromatographic/Mass Spectrometric Method[4]
126	o-Xylene	Purge and Trap Gas Chromatographic/Mass Spectrometric Method[4]
127	p-Xylene	Purge and Trap Gas Chromatographic/Mass Spectrometric Method[4]
128	Xylene (Total)	Purge and Trap Gas Chromatographic/Mass Spectrometric Method[4]
129	Zinc	1) Digestion, Direct Air-Acetylene Flame Method[4] 2) Digestion, Electrothermal Atomic Absorption Spectrometric Method[4] 3) Digestion, Inductively Coupled Plasma Spectrometric Method[4]

<u>อากาศเสีย (ปล่องระบาย) จำนวน 27 รายการ</u>

ลำดับที่	สารมลพิษ	วิธีวิเคราะห์
1	Antimony	1) Isokinetic Sampling, Digestion, Direct Air-Acetylene Flame Method[5] 2) Isokinetic Sampling, Digestion, Inductively Coupled Plasma Method[5]
2	Arsenic	1) Isokinetic Sampling, Digestion, Hydride Generation/Atomic Absorption Spectrometric Method[5] 2) Isokinetic Sampling, Digestion, Inductively Coupled Plasma Method[5]
3	Beryllium	Isokinetic Sampling, Digestion, Inductively Coupled Plasma Method[5]

4 Cadmium...

ลำดับที่	สารมลพิษ	วิธีวิเคราะห์
4	Cadmium	1) Isokinetic Sampling, Digestion, Direct Air-Acetylene Flame Method[5] 2) Isokinetic Sampling, Digestion, Inductively Coupled Plasma Method[5]
5	Carbon monoxide	Instrumental Analyzer Method[5]
6	Chlorine	1) Absorption Sampling, Ion Chromatographic Method[5] 2) Isokinetic Sampling, Ion Chromatographic Method[5]
7	Chromium	1) Isokinetic Sampling, Digestion, Direct Air-Acetylene Flame Method[5] 2) Isokinetic Sampling, Digestion, Inductively Coupled Plasma Method[5]
8	Cobalt	Isokinetic Sampling, Digestion, Inductively Coupled Plasma Method[5]
9	Copper	1) Isokinetic Sampling, Digestion, Direct Air-Acetylene Flame Method[5] 2) Isokinetic Sampling, Digestion, Inductively Coupled Plasma Method[5]
10	Cresol	Adsorption Sampling, Gas Chromatographic Method[5]
11	Dioxin/Furans	Isokinetic Sampling[5]
12	Hydrogen chloride	1) Absorption Sampling, Ion Chromatographic Method[5] 2) Isokinetic Sampling, Ion Chromatographic Method[5]
13	Hydrogen Fluoride	1) Absorption Sampling, Ion Chromatographic Method[5] 2) Isokinetic Sampling, Ion Chromatographic Method[5]
14	Hydrogen Sulfide	Absorption Sampling, Iodometric Method[5]
15	Lead	1) Isokinetic Sampling, Digestion, Direct Air-Acetylene Flame Method[5] 2) Isokinetic Sampling, Digestion, Inductively Coupled Plasma Method[5]
16	Manganese	1) Isokinetic Sampling, Digestion, Direct Air-Acetylene Flame Method[5] 2) Isokinetic Sampling, Digestion, Inductively Coupled Plasma Method[5]
17	Mercury	Isokinetic Sampling, Digestion, Cold-Vapor Atomic Absorption Spectrometric Method[5]
18	Nickel	1) Isokinetic Sampling, Digestion, Direct Air-Acetylene Flame Method[5]

ลำดับที่	สารมลพิษ	วิธีวิเคราะห์
		2) Isokinetic Sampling, Digestion, Inductively Coupled Plasma Method[5]
19	Opacity	Ringelmann's Method[1]
20	Oxides of Nitrogen	1) Absorption Sampling, Phenoldisulfonic acid Method[5] 2) Absorption Sampling, Ion Chromatographic Method[5] 3) Instrumental Analyzer Method[5]
21	Selenium	1) Isokinetic Sampling, Digestion, Hydride Generation/Atomic Absorption Spectrometric Method[5] 2) Isokinetic Sampling, Digestion, Inductively Coupled Plasma Method[5]
22	Sulfur dioxide	1) Isokinetic Sampling, Barium-Thorin Titrimetric Method[5] 2) Absorption Sampling, Barium-Thorin Titrimetric Method[5] 3) Instrumental Analyzer Method[5]
23	Sulfuric acid	Isokinetic Sampling, Barium-Thorin Titrimetric Method[5]
24	Tin	Isokinetic Sampling, Digestion, Inductively Coupled Plasma Method[5]
25	Total Suspended Particulate	1) Isokinetic Sampling, Gravimetric Method[5] 2) Paired Train, Isokinetic Sampling, Gravimetric Method[5]
26	Vanadium	Isokinetic Sampling, Digestion, Inductively Coupled Plasma Method[5]
27	Xylene	1) Adsorption Sampling, Gas Chromatographic Method[5] 2) Adsorption Sampling, Gas Chromatographic/Mass Spectrometric Method[5]

<u>สิ่งปฏิกูลหรือวัสดุที่ไม่ใช้แล้ว จำนวน 34 รายการ</u>

ลำดับที่	สารมลพิษ	วิธีวิเคราะห์
1	Aldrin	1) Waste Extraction, Separatory Funnel Liquid-Liquid Extraction, Gas Chromatographic Method[3,6,9,22] 2) Waste Extraction, Separatory Funnel Liquid-Liquid Extraction, Gas Chromatographic/Mass Spectrometric Method[3,6,9,27]

ลำดับที่	สารมลพิษ	วิธีวิเคราะห์
		3) Soxhlet Extraction, Gas Chromatographic Method[10,22] 4) Soxhlet Extraction, Gas Chromatographic/Mass Spectrometric Method[10,27]
2	Antimony	1) Waste Extraction, Digestion, Hydride Generation/ Atomic Absorption Spectrometric Method[3,6,16] 2) Waste Extraction, Digestion, Inductively Coupled Plasma Method[3,6,14] 3) Digestion, Hydride Generation/Atomic Absorption Spectrometric Method[7,16] 4) Digestion, Inductively Coupled Plasma Method[7,14]
3	Arsenic	1) Waste Extraction, Digestion, Hydride Generation/ Atomic Absorption Spectrometric Method[3,6,16] 2) Waste Extraction, Digestion, Inductively Coupled Plasma Method[3,6,14] 3) Digestion, Hydride Generation/Atomic Absorption Spectrometric Method[7,16] 4) Digestion, Inductively Coupled Plasma Method[7,14]
4	Barium	1) Waste Extraction, Digestion, Flame Atomic Absorption Spectrometric Method[3,6,15] 2) Waste Extraction, Digestion, Inductively Coupled Plasma Method[3,6,14] 3) Digestion, Flame Atomic Absorption Spectrometric Method[7,15] 4) Digestion, Inductively Coupled Plasma Method[7,14]
5	Beryllium	1) Waste Extraction, Digestion, Inductively Coupled Plasma Method[3,6,14] 2) Digestion, Inductively Coupled Plasma Method[7,14]
6	Cadmium	1) Waste Extraction, Digestion, Flame Atomic Absorption Spectrometric Method[3,6,15] 2) Waste Extraction, Digestion, Inductively Coupled Plasma Method[3,6,14] 3) Digestion, Flame Atomic Absorption Spectrometric Method[7,15] 4) Digestion, Inductively Coupled Plasma Method[7,14]
7	Chlordane	1) Waste Extraction, Separatory Funnel Liquid-Liquid Extraction, Gas Chromatographic Method[3,9,22]

ลำดับที่	สารมลพิษ	วิธีวิเคราะห์
		2) Waste Extraction, Separatory Funnel Liquid-Liquid Extraction, Gas Chromatographic/Mass Spectrometric Method[3,9,27] 3) Soxhlet Extraction, Gas Chromatographic Method[10,22] 4) Soxhlet Extraction, Gas Chromatographic/Mass Spectrometric Method[10,27]
8	Chromium	1) Waste Extraction, Digestion, Flame Atomic Absorption Spectrometric Method[3,6,15] 2) Waste Extraction, Digestion, Inductively Coupled Plasma Method[3,6,14] 3) Digestion, Flame Atomic Absorption Spectrometric Method[7,15] 4) Digestion, Inductively Coupled Plasma Method[7,14]
9	Chromium (III)	Calculation[3,6,7,8,16,15,17]
10	Chromium (VI)	1) Waste Extraction, Colorimetric Method[3,17] 2) Alkaline Digestion, Colorimetric Method[8,17]
11	Cobalt	1) Waste Extraction, Digestion, Inductively Coupled Plasma Method[3,6,14] 2) Digestion, Inductively Coupled Plasma Method[7,14]
12	Copper	1) Waste Extraction, Digestion, Flame Atomic Absorption Spectrometric Method[3,6,15] 2) Waste Extraction, Digestion, Inductively Coupled Plasma Method[3,6,14] 3) Digestion, Flame Atomic Absorption Spectrometric Method[7,15] 4) Digestion, Inductively Coupled Plasma Method[7,14]
13	2,4-D	1) Waste Extraction, Gas Chromatographic/Mass Spectrometric Method[3,25] 2) Ultrasonic Extraction, Gas Chromatographic/Mass Spectrometric Method[25]
14	DDD	1) Waste Extraction, Separatory Funnel Liquid-Liquid Extraction, Gas Chromatographic Method[3,9,22] 2) Waste Extraction, Separatory Funnel Liquid-Liquid Extraction, Gas Chromatographic/Mass Spectrometric Method[3,9,27] 3) Soxhlet Extraction, Gas Chromatographic Method[10,22]

ลำดับที่	สารมลพิษ	วิธีวิเคราะห์
		4) Soxhlet Extraction, Gas Chromatographic/Mass Spectrometric Method[10,27]
15	DDE	1) Waste Extraction, Separatory Funnel Liquid-Liquid Extraction, Gas Chromatographic Method[3,9,22] 2) Waste Extraction, Separatory Funnel Liquid-Liquid Extraction, Gas Chromatographic/Mass Spectrometric Method[3,9,27] 3) Soxhlet Extraction, Gas Chromatographic Method[10,22] 4) Soxhlet Extraction, Gas Chromatographic/Mass Spectrometric Method[10,27]
16	DDT	1) Waste Extraction, Separatory Funnel Liquid-Liquid Extraction, Gas Chromatographic Method[3,9,22] 2) Waste Extraction, Separatory Funnel Liquid-Liquid Extraction, Gas Chromatographic/Mass Spectrometric Method[3,9,27] 3) Soxhlet Extraction, Gas Chromatographic Method[10,22] 4) Soxhlet Extraction, Gas Chromatographic/Mass Spectrometric Method[10,27]
17	Dieldrin	1) Waste Extraction, Separatory Funnel Liquid-Liquid Extraction, Gas Chromatographic Method[3,9,22] 2) Waste Extraction, Separatory Funnel Liquid-Liquid Extraction, Gas Chromatographic/Mass Spectrometric Method[3,9,27] 3) Soxhlet Extraction, Gas Chromatographic Method[10,22] 4) Soxhlet Extraction, Gas Chromatographic/Mass Spectrometric Method[10,27]
18	Endrin	1) Waste Extraction, Separatory Funnel Liquid-Liquid Extraction, Gas Chromatographic Method[3,9,22] 2) Waste Extraction, Separatory Funnel Liquid-Liquid Extraction, Gas Chromatographic/Mass Spectrometric Method[3,9,27] 3) Soxhlet Extraction, Gas Chromatographic Method[10,22] 4) Soxhlet Extraction, Gas Chromatographic/Mass Spectrometric Method[10,27]
19	Heptachlor	1) Waste Extraction, Separatory Funnel Liquid-Liquid Extraction, Gas Chromatographic Method[3,9,22] 2) Waste Extraction, Separatory Funnel Liquid-Liquid Extraction, Gas Chromatographic/Mass Spectrometric Method[3,9,27]

ลำดับที่	สารมลพิษ	วิธีวิเคราะห์
		3) Soxhlet Extraction, Gas Chromatographic Method[10,22] 4) Soxhlet Extraction, Gas Chromatographic/Mass Spectrometric Method[10,27]
20	Lead	1) Waste Extraction, Digestion, Flame Atomic Absorption Spectrometric Method[3,6,15] 2) Waste Extraction, Digestion, Inductively Coupled Plasma Method[3,6,14] 3) Digestion, Flame Atomic Absorption Spectrometric Method[7,15] 4) Digestion, Inductively Coupled Plasma Method[7,14]
21	Lindane	1) Waste Extraction, Separatory Funnel Liquid-Liquid Extraction, Gas Chromatographic Method[3,9,22] 2) Waste Extraction, Separatory Funnel Liquid-Liquid Extraction, Gas Chromatographic/Mass Spectrometric Method[3,9,27] 3) Soxhlet Extraction, Gas Chromatographic Method[10,22] 4) Soxhlet Extraction, Gas Chromatographic/Mass Spectrometric Method[10,27]
22	Mercury	1) Waste Extraction, Digestion, Cold-Vapor Atomic Absorption Spectrometric Method[3,18] 2) Waste Extraction, Digestion, Inductively Coupled Plasma Method[3,6,14] 3) Digestion, Cold-Vapor Atomic Absorption Spectrometric Method[19] 4) Digestion, Inductively Coupled Plasma Method[7,14]
23	Methoxychlor	1) Waste Extraction, Separatory Funnel Liquid-Liquid Extraction, Gas Chromatographic Method[3,9,22] 2) Waste Extraction, Separatory Funnel Liquid-Liquid Extraction, Gas Chromatographic/Mass Spectrometric Method[3,9,27] 3) Soxhlet Extraction, Gas Chromatographic Method[10,22] 4) Soxhlet Extraction, Gas Chromatographic/Mass Spectrometric Method[10,27]
24	Molybdenum	1) Waste Extraction, Digestion, Inductively Coupled Plasma Method[3,6,14] 2) Digestion, Inductively Coupled Plasma Method[7,14]

ลำดับที่	สารมลพิษ	วิธีวิเคราะห์
25	Nickel	1) Waste Extraction, Digestion, Flame Atomic Absorption Spectrometric Method[3,6,15] 2) Waste Extraction, Digestion, Inductively Coupled Plasma Method[3,6,14] 3) Digestion, Flame Atomic Absorption Spectrometric Method[7,15] 4) Digestion, Inductively Coupled Plasma Method[7,14]
26	PCBs	1) Waste Extraction, Separatory Funnel Liquid-Liquid Extraction, Gas Chromatographic Method[3,9,25] 2) Soxhlet Extraction, Gas Chromatographic Method[10,23]
27	Pentachlorophenol	1) Waste Extraction, Gas Chromatographic/Mass Spectrometric Method[3,25] 2) Ultrasonic Extraction, Gas Chromatographic/Mass Spectrometric Method[25]
28	pH	Electrometric Method[31,32]
29	Selenium	1) Waste Extraction, Digestion, Hydride Generation/ Atomic Absorption Spectrometric Method[3,6,20] 2) Waste Extraction, Digestion, Inductively Coupled Plasma Method[3,6,14] 3) Digestion, Hydride Generation/Atomic Absorption Spectrometric Method[7,20] 4) Digestion, Inductively Coupled Plasma Method[7,14]
30	Silver	1) Waste Extraction, Digestion, Inductively Coupled Plasma Method[3,6,14] 2) Digestion, Inductively Coupled Plasma Method[7,14]
31	Thallium	1) Waste Extraction, Digestion, Inductively Coupled Plasma Method[3,6,14] 2) Digestion, Inductively Coupled Plasma Method[7,14]
32	Trichloroethylene	1) Waste Extraction, Purge and Trap, Gas Chromatographic/Mass Spectrometric Method[3,12,26] 2) Purge and Trap, Gas Chromatographic/Mass Spectrometric Method[12,26]
33	Vanadium	1) Waste Extraction, Digestion, Inductively Coupled Plasma Method[3,6,14] 2) Digestion, Inductively Coupled Plasma Method[7,14]

34 Zinc...

ลำดับที่	สารมลพิษ	วิธีวิเคราะห์
34	Zinc	1) Waste Extraction, Digestion, Flame Atomic Absorption Spectrometric Method[3,6,15] 2) Waste Extraction, Digestion, Inductively Coupled Plasma Method[3,6,14] 3) Digestion, Flame Atomic Absorption Spectrometric Method[7,15] 4) Digestion, Inductively Coupled Plasma Method[7,14]

<u>ดิน จำนวน 129 รายการ</u>

ลำดับที่	สารมลพิษ	วิธีวิเคราะห์
1	Acenaphthene	Soxhlet Extraction, Gas Chromatographic/Mass Spectrometric Method[10,27]
2	Acetone	Purge and Trap, Gas Chromatographic/Mass Spectrometric Method[13,26]
3	Aldrin	1) Ultrasonic Extraction, Gas Chromatographic Method[11,22] 2) Ultrasonic Extraction, Gas Chromatographic/Mass Spectrometric Method[11,27]
4	Aluminum	Digestion, Inductively Coupled Plasma Method[7,14]
5	Anthracene	Soxhlet Extraction, Gas Chromatographic/Mass Spectrometric Method[10,27]
6	Antimony	1) Digestion, Hydride Generation/Atomic Absorption Spectrometric Method[7,16] 2) Digestion, Inductively Coupled Plasma Method[7,14]
7	Arsenic	1) Digestion, Hydride Generation/Atomic Absorption Spectrometric Method[7,16] 2) Digestion, Inductively Coupled Plasma Method[7,14]
8	Atrazine	Ultrasonic Extraction, Gas Chromatographic Method[11,24]
9	Barium	1) Digestion, Flame Atomic Absorption Spectrometric Method[7,15] 2) Digestion, Inductively Coupled Plasma Method[7,14]
10	Benzo(a)anthracene	Soxhlet Extraction, Gas Chromatographic/Mass Spectrometric Method[10,27]
11	Benzene	Purge and Trap, Gas Chromatographic/ Mass Spectrometric Method[13,26]

12 Benzo(b)fluoranthene...

ลำดับที่	สารมลพิษ	วิธีวิเคราะห์
12	Benzo(b)fluoranthene	Soxhlet Extraction, Gas Chromatographic/Mass Spectrometric Method[10,27]
13	Benzo(k)fluoranthene	Soxhlet Extraction, Gas Chromatographic/Mass Spectrometric Method[10,27]
14	Benzoic acid	Ultrasonic Extraction, Gas Chromatographic/Mass Spectrometric Method[11,27]
15	Benzo(a)pyrene	Soxhlet Extraction, Gas Chromatographic/Mass Spectrometric Method[10,27]
16	Benzo(ghi)perylene	Soxhlet Extraction, Gas Chromatographic/Mass Spectrometric Method[10,27]
17	Beryllium	Digestion, Inductively Coupled Plasma Method[7,14]
18	Bis(2-chloroethyl)ether	Soxhlet Extraction, Gas Chromatographic/Mass Spectrometric Method[10,27]
19	Bis(2-ethylhexyl)phthalate	Soxhlet Extraction, Gas Chromatographic/Mass Spectrometric Method[10,27]
20	Bromodichloromethane	Purge and Trap, Gas Chromatographic/Mass Spectrometric Method[13,26]
21	Bromoform	Purge and Trap, Gas Chromatographic/Mass Spectrometric Method[13,26]
22	Butanol	Purge and Trap, Gas Chromatographic/Mass Spectrometric Method[13,26]
23	Butyl benzyl phthalate	Soxhlet Extraction, Gas Chromatographic/Mass Spectrometric Method[10,27]
24	Cadmium	1) Digestion, Flame Atomic Absorption Spectrometric Method[7,15] 2) Digestion, Inductively Coupled Plasma Method[7,14]
25	Carbazole	Soxhlet Extraction, Gas Chromatographic/Mass Spectrometric Method[10,27]
26	Carbon disulfide	Purge and Trap, Gas Chromatographic/Mass Spectrometric Method[13,26]
27	Carbon tetrachloride	Purge and Trap, Gas Chromatographic/Mass Spectrometric Method[13,26]
28	Chlordane	1) Ultrasonic Extraction, Gas Chromatographic Method[11,22] 2) Ultrasonic Extraction, Gas Chromatographic/Mass Spectrometric Method[11,27]

ลำดับที่	สารมลพิษ	วิธีวิเคราะห์
29	p-Chloroaniline	Soxhlet Extraction, Gas Chromatographic/Mass Spectrometric Method[10,27]
30	Chlorobenzene	Purge and Trap, Gas Chromatographic/Mass Spectrometric Method[13,26]
31	Chlorodibromomethane	Purge and Trap, Gas Chromatographic/Mass Spectrometric Method[13,26]
32	Chloroform	Purge and Trap, Gas Chromatographic/Mass Spectrometric Method[13,26]
33	2-Chlorophenol	Ultrasonic Extraction, Gas Chromatographic/Mass Spectrometric Method[11,27]
34	Chromium	1) Digestion, Flame Atomic Absorption Spectrometric Method[7,15] 2) Digestion, Inductively Coupled Plasma Method[7,14]
35	Chromium (III)	Calculation[7,8,14,15,17]
36	Chromium (VI)	Alkaline Digestion, Colorimetric Method[6,17]
37	Chrysene	Soxhlet Extraction, Gas Chromatographic/Mass Spectrometric Method[10,27]
38	Copper	Digestion, Inductively Coupled Plasma Method[7,14]
39	Cyanide	1) Extraction, Distillation, Titrimetric Method[28,29,30] 2) Extraction, Distillation, Colorimetric Method[28,29,30]
40	2,4-D	Ultrasonic Extraction, Gas Chromatographic/Mass Spectrometric Method[25]
41	DDD	1) Ultrasonic Extraction, Gas Chromatographic Method[11,22] 2) Ultrasonic Extraction, Gas Chromatographic/Mass Spectrometric Method[11,27]
42	DDE	1) Ultrasonic Extraction, Gas Chromatographic Method[11,22] 2) Ultrasonic Extraction, Gas Chromatographic/Mass Spectrometric Method[11,27]
43	DDT	1) Ultrasonic Extraction, Gas Chromatographic Method[11,22] 2) Ultrasonic Extraction, Gas Chromatographic/Mass Spectrometric Method[11,27]
44	Dibenz(a,h)anthracene	Soxhlet Extraction, Gas Chromatographic/Mass Spectrometric Method[10,27]

ลำดับที่	สารมลพิษ	วิธีวิเคราะห์
45	Di-n-butyl phthalate	Soxhlet Extraction, Gas Chromatographic/Mass Spectrometric Method[10,27]
46	1,2-Dichlorobenzene	Purge and Trap, Gas Chromatographic/Mass Spectrometric Method[13,26]
47	1,3-Dichlorobenzene	Purge and Trap, Gas Chromatographic/Mass Spectrometric Method[13,26]
48	1,4-Dichlorobenzene	Purge and Trap, Gas Chromatographic/Mass Spectrometric Method[13,26]
49	3,3′-Dichlorobenzidine	Soxhlet Extraction, Gas Chromatographic/Mass Spectrometric Method[10,27]
50	1,1-Dichloroethane	Purge and Trap, Gas Chromatographic/Mass Spectrometric Method[13,26]
51	1,2-Dichloroethane	Purge and Trap, Gas Chromatographic/Mass Spectrometric Method[13,26]
52	1,1-Dichloroethylene	Purge and Trap, Gas Chromatographic/Mass Spectrometric Method[13,26]
53	cis-1,2-Dichloroethylene	Purge and Trap, Gas Chromatographic/Mass Spectrometric Method[13,26]
54	trans-1,2-Dichloroethylene	Purge and Trap, Gas Chromatographic/Mass Spectrometric Method[13,26]
55	2,4-Dichlorophenol	Ultrasonic Extraction, Gas Chromatographic/Mass Spectrometric Method[11,27]
56	1,2-Dichloropropane	Purge and Trap, Gas Chromatographic/Mass Spectrometric Method[13,26]
57	1,3-Dichloropropane	Purge and Trap, Gas Chromatographic/Mass Spectrometric Method[13,26]
58	1,3-Dichloropropene	Purge and Trap, Gas Chromatographic/Mass Spectrometric Method[13,26]
59	Dieldrin	1) Ultrasonic Extraction, Gas Chromatographic Method[11,22] 2) Ultrasonic Extraction, Gas Chromatographic/Mass Spectrometric Method[11,27]
60	Diethyl phthalate	Soxhlet Extraction, Gas Chromatographic/Mass Spectrometric Method[10,27]
61	2,4-Dimethylphenol	Ultrasonic Extraction, Gas Chromatographic/Mass Spectrometric Method[11,27]

ลำดับที่	สารมลพิษ	วิธีวิเคราะห์
62	2,4-Dinitrophenol	Ultrasonic Extraction, Gas Chromatographic/Mass Spectrometric Method[11,27]
63	2,4-Dinitrotoluene	Soxhlet Extraction, Gas Chromatographic/Mass Spectrometric Method[10,27]
64	2,6-Dinitrotoluene	Soxhlet Extraction, Gas Chromatographic/Mass Spectrometric Method[10,27]
65	Di-n-Octyl phthalate	Soxhlet Extraction, Gas Chromatographic/Mass Spectrometric Method[10,27]
66	Endosulfan	1) Ultrasonic Extraction, Gas Chromatographic Method[11,22] 2) Ultrasonic Extraction, Gas Chromatographic/Mass Spectrometric Method[11,27]
67	Endrin	1) Ultrasonic Extraction, Gas Chromatographic Method[11,22] 2) Ultrasonic Extraction, Gas Chromatographic/Mass Spectrometric Method[11,27]
68	Ethylbenzene	Purge and Trap, Gas Chromatographic/Mass Spectrometric Method[13,26]
69	Fluoranthene	Soxhlet Extraction, Gas Chromatographic/Mass Spectrometric Method[10,27]
70	Fluorene	Soxhlet Extraction, Gas Chromatographic/Mass Spectrometric Method[10,27]
71	Heptachlor	1) Ultrasonic Extraction, Gas Chromatographic Method[11,22] 2) Ultrasonic Extraction, Gas Chromatographic/Mass Spectrometric Method[11,27]
72	Heptachlor epoxide	1) Ultrasonic Extraction, Gas Chromatographic Method[11,22] 2) Ultrasonic Extraction, Gas Chromatographic/Mass Spectrometric Method[11,27]
73	Hexachlorobenzene	Ultrasonic Extraction, Gas Chromatographic/Mass Spectrometric Method[11,27]
74	Hexachloro-1,3-butadiene	Purge and Trap, Gas Chromatographic/Mass Spectrometric Method[13,26]
75	n-Hexane	Purge and Trap, Gas Chromatographic/Mass Spectrometric Method[13,26]

ลำดับที่	สารมลพิษ	วิธีวิเคราะห์
76	α-HCH	1) Ultrasonic Extraction, Gas Chromatographic Method[11,22] 2) Ultrasonic Extraction, Gas Chromatographic/Mass Spectrometric Method[11,27]
77	β-HCH	1) Ultrasonic Extraction, Gas Chromatographic Method[11,22] 2) Ultrasonic Extraction, Gas Chromatographic/Mass Spectrometric Method[11,27]
78	γ-HCH	1) Ultrasonic Extraction, Gas Chromatographic Method[11,22] 2) Ultrasonic Extraction, Gas Chromatographic/Mass Spectrometric Method[11,27]
79	Hexachlorocyclopentadiene	Soxhlet Extraction, Gas Chromatographic/Mass Spectrometric Method[10,27]
80	Hexachloroethane	Soxhlet Extraction, Gas Chromatographic/Mass Spectrometric Method[10,27]
81	Indeno(1,2,3-cd)pyrene	Soxhlet Extraction, Gas Chromatographic/Mass Spectrometric Method[10,27]
82	Iron	Digestion, Inductively Coupled Plasma Method[7,14]
83	Isophorone	Soxhlet Extraction, Gas Chromatographic/Mass Spectrometric Method[10,27]
84	Lead	1) Digestion, Flame Atomic Absorption Spectrometric Method[7,15] 2) Digestion, Inductively Coupled Plasma Method[7,14]
85	Manganese	1) Digestion, Flame Atomic Absorption Spectrometric Method[7,15] 2) Digestion, Inductively Coupled Plasma Method[7,14]
86	Mercury	1) Digestion, Cold-Vapor Atomic Absorption Spectrometric Method[19] 2) Digestion, Inductively Coupled Plasma Method[7,14]
87	Methanol	1) Ultrasonic Extraction, Gas Chromatographic Method[11,21] 2) Equilibrium Headspace, Gas Chromatographic Method[11,21]

ลำดับที่	สารมลพิษ	วิธีวิเคราะห์
88	Methoxychlor	1) Ultrasonic Extraction, Gas Chromatographic Method[11,22] 2) Ultrasonic Extraction, Gas Chromatographic/Mass Spectrometric Method[11,27]
89	Methyl bromide	Purge and Trap, Gas Chromatographic/Mass Spectrometric Method[13,26]
90	Methylene chloride	Purge and Trap, Gas Chromatographic/Mass Spectrometric Method[13,26]
91	Molybdenum	Digestion, Inductively Coupled Plasma Method[2,5]
92	2-Methylphenol	Ultrasonic Extraction, Gas Chromatographic/Mass Spectrometric Method[11,27]
93	2-Methylnaphthalene	Ultrasonic Extraction, Gas Chromatographic/Mass Spectrometric Method[11,27]
94	Methyl tert-butyl ether	Purge and Trap, Gas Chromatographic/Mass Spectrometric Method[13,26]
95	Naphthalene	Soxhlet Extraction, Gas Chromatographic/Mass Spectrometric Method[10,27]
96	Nickel	1) Digestion, Flame Atomic Absorption Spectrometric Method[7,15] 2) Digestion, Inductively Coupled Plasma Method[7,14]
97	Nitrobenzene	Soxhlet Extraction, Gas Chromatographic/Mass Spectrometric Method[10,27]
98	N-Nitrosodiphenylamine	Soxhlet Extraction, Gas Chromatographic/Mass Spectrometric Method[10,27]
99	N-Nitrosodi-n-propylamine	Soxhlet Extraction, Gas Chromatographic/Mass Spectrometric Method[10,27]
100	PCBs	Soxhlet Extraction, Gas Chromatographic Method[10,23]
101	Pentachlorophenol	Ultrasonic Extraction, Gas Chromatographic/Mass Spectrometric Method[24]
102	pH	Electrometric Method[8]
103	Phenanthrene	Soxhlet Extraction, Gas Chromatographic/Mass Spectrometric Method[10,27]
104	Phenol	Ultrasonic Extraction, Gas Chromatographic/Mass Spectrometric Method[11,27]
105	Pyrene	Soxhlet Extraction, Gas Chromatographic/Mass Spectrometric Method[10,27]

ลำดับที่	สารมลพิษ	วิธีวิเคราะห์
106	Selenium	1) Digestion, Hydride Generation/Atomic Absorption Spectrometric Method[7,20] 2) Digestion, Inductively Coupled Plasma Method[7,16]
107	Silver	1) Digestion, Flame Atomic Absorption Spectrometric Method[7,15] 2) Digestion, Inductively Coupled Plasma Method[7,16]
108	Styrene	Purge and Trap, Gas Chromatographic/Mass Spectrometric Method[13,26]
109	1,1,2,2-Tetrachloroethane	Purge and Trap, Gas Chromatographic/Mass Spectrometric Method[13,26]
110	Tetrachloroethylene	Purge and Trap, Gas Chromatographic/Mass Spectrometric Method[13,26]
111	Toluene	Purge and Trap, Gas Chromatographic/Mass Spectrometric Method[13,26]
112	TPH (C_5-C_8)	Purge and Trap, Gas Chromatographic/Mass Spectrometric Method[13,26]
113	TPH ($C_{>8}$-C_{16})	1) Soxhlet Extraction, Gas Chromatographic Method[10,21] 2) Soxhlet Extraction, Gas Chromatographic/Mass Spectrometric Method[10,27]
114	TPH ($C_{>16}$-C_{35})	1) Soxhlet Extraction, Gas Chromatographic Method[10,21] 2) Soxhlet Extraction, Gas Chromatographic/Mass Spectrometric Method[10,27]
115	1,2,4-Trichlorobenzene	Purge and Trap, Gas Chromatographic/Mass Spectrometric Method[13,26]
116	1,1,1-Trichloroethane	Purge and Trap, Gas Chromatographic/Mass Spectrometric Method[13,26]
117	1,1,2-Trichloroethane	Purge and Trap, Gas Chromatographic/Mass Spectrometric Method[13,26]
118	Trichloroethylene	Purge and Trap, Gas Chromatographic/Mass Spectrometric Method[13,26]
119	2,4,5-Trichlorophenol	Ultrasonic Extraction, Gas Chromatographic/Mass Spectrometric Method[11,27]
120	2,4,6-Trichlorophenol	Ultrasonic Extraction, Gas Chromatographic/Mass Spectrometric Method[11,27]

ลำดับที่	สารมลพิษ	วิธีวิเคราะห์
121	1,3,5-Trimethylbenzene	Purge and Trap, Gas Chromatographic/Mass Spectrometric Method[13,26]
122	Vanadium	Digestion, Inductively Coupled Plasma Method[7,14]
123	Vinyl acetate	Purge and Trap, Gas Chromatographic/Mass spectrometric Method[13,26]
124	Vinyl chloride	Purge and Trap, Gas Chromatographic/Mass Spectrometric Method[13,26]
125	m-Xylene	Purge and Trap, Gas Chromatographic/Mass Spectrometric Method[13,26]
126	o-Xylene	Purge and Trap, Gas Chromatographic/Mass Spectrometric Method[13,26]
127	p-Xylene	Purge and Trap, Gas Chromatographic/Mass Spectrometric Method[13,26]
128	Xylene (Total)	Purge and Trap, Gas Chromatographic/Mass Spectrometric Method[13,26]
129	Zinc	1) Digestion, Flame Atomic Absorption Spectrometric Method[7,15] 2) Digestion, Inductively Coupled Plasma Method[7,14]

<u>เอกสารอ้างอิง</u>

1. กระทรวงอุตสาหกรรม. ประกาศกระทรวงอุตสาหกรรม, พ.ศ. 2549. เรื่อง กำหนดค่าปริมาณเขม่าควันที่เจือปนในอากาศที่ระบายออกจากปล่องของหม้อน้ำโรงสีข้าวที่ใช้แกลบเป็นเชื้อเพลิง. **ราชกิจจานุเบกษา.** 4 ธันวาคม 2549. เล่มที่ 123 ตอนพิเศษ 125ง.

2. สมาคมวิศวกรรมสิ่งแวดล้อมแห่งประเทศไทย. **คู่มือวิเคราะห์น้ำเสีย.** พิมพ์ครั้งที่ 4. กรุงเทพฯ: เรือนแก้วการพิมพ์, 2547.

3. กระทรวงอุตสาหกรรม. ประกาศกระทรวงอุตสาหกรรม, พ.ศ. 2566. เรื่อง การจัดการสิ่งปฏิกูลหรือวัสดุที่ไม่ใช้แล้ว.**ราชกิจจานุเบกษา.** 31 พฤษภาคม 2566. เล่มที่ 140 ตอนพิเศษ 126 ง.

4. APHA, AWWA, WEF. **Standard Methods for the Examination of Water and Wastewater.** 24th ed. Washington, DC: APHA, 2023.

5. United States Environmental Protection Agency. **Standards of Performance for New Stationary Sources.** 40 CFR 60. Appendix A, 2023.

6. United States Environmental Protection Agency. **Test Methods for Evaluation Solid Waste Physical/Chemical Methods. SW-846,** 2014.

7. United States Environmental Protection Agency. Test Methods for Evaluation Solid Waste Physical/Chemical Methods. **Acid Digestion of Sediments, Sludges, and Soils. SW-846 Method 3050B,** 1996.

8. United States Environmental Protection Agency. Test Methods for Evaluation Solid Waste Physical/Chemical Methods. **Alkaline Digestion for Hexavalent Chromium. SW-846 Method 3060A**, 1996.

9. United States Environmental Protection Agency. Test Methods for Evaluation Solid Waste Physical/Chemical Methods. **Separatory Funnel Liquid-Liquid Extraction. SW-846 Method 3510C**, 1996.

10. United States Environmental Protection Agency. Test Methods for Evaluation Solid Waste Physical/Chemical Methods. **Soxhlet Extraction. SW-846 Method 3540C**, 1996.

11. United States Environmental Protection Agency. Test Methods for Evaluation Solid Waste Physical/Chemical Methods. **Ultrasonic Extraction. SW-846 Method 3550C**, 2007.

12. United States Environmental Protection Agency. Test Methods for Evaluation Solid Waste Physical/Chemical Methods. **Purge-and-Trap for Aqueous Samples. SW-846 Method 5030C**, 2003.

13. United States Environmental Protection Agency. Test Methods for Evaluation Solid Waste Physical/Chemical Methods. **Closed-System Purge-and-Trap and Extraction for Volatile Organics in Soil and Waste Samples. SW-846 Method 5035**, 1996.

14. United States Environmental Protection Agency. Test Methods for Evaluation Solid Waste Physical/Chemical Methods. **Inductively Coupled Plasma-optical Emission Spectrometry. SW-846 Method 6010D**, 2018.

15. United States Environmental Protection Agency. Test Methods for Evaluation Solid Waste Physical/Chemical Methods. **Flame Atomic Absorption Spectrophotometry. SW-846 Method 7000B**, 2007.

16. United States Environmental Protection Agency. Test Methods for Evaluation Solid Waste Physical/Chemical Methods. **Antimony and Arsenic (Atomic Absorption, Borohydride Reduction). SW-846 Method 7062**, 1994.

17. United States Environmental Protection Agency. Test Methods for Evaluation Solid Waste Physical/Chemical Methods. **Chromium, Hexavalent (Colorimetric), SW-846 Method 7196A**, 1992.

18. United States Environmental Protection Agency. Test Methods for Evaluation Solid Waste Physical/Chemical Methods. **Mercury in Liquid Waste (Manual Cold-Vapor Technique, SW-846 Method 7470A**, 1994.

19. United States Environmental Protection Agency. Test Methods for Evaluation Solid Waste Physical/Chemical Methods. **Mercury in Solid or Semisolid Waste (Manual Cold-Vapor Technique, SW-846 Method 7471B**, 2007.

20. United States Environmental Protection Agency. Test Methods for Evaluation Solid Waste Physical/Chemical Methods. **Selenium (Atomic Absorption, Borohydride Reduction), SW-846 Method 7742**, 1994.

21. United States...

21. United States Environmental Protection Agency. Test Methods for Evaluation Solid Waste Physical/Chemical Methods. **Nonhalogenated Organics Using GC/FID. SW-846 Method 8015D**, 2003.

22. United States Environmental Protection Agency. Test Methods for Evaluation Solid Waste Physical/Chemical Methods. **Organochlorine Pesticide by Gas Chromatography. SW-846 Method 8081B**, 2007.

23. United States Environmental Protection Agency. Test Methods for Evaluation Solid Waste Physical/Chemical Methods. **Polychlorinated Biphenyls (PCBs) By Gas Chromatography. SW-846 Method 8082A**, 2007.

24. United States Environmental Protection Agency. Test Methods for Evaluation Solid Waste Physical/Chemical Methods. **Organophosphorus Compounds by Gas Chromotography. SW-846 Method 8141B**, 2007.

25. United States Environmental Protection Agency. Test Methods for Evaluation Solid Waste Physical/Chemical Methods. **Chlorinated Herbicides By GC Using Methylation or Pentafluorobenzylation Derivatization. SW-846 Method 8151A**, 1996.

26. United States Environmental Protection Agency. Test Methods for Evaluation Solid Waste Physical/Chemical Methods. **Volatile Organic Compounds by Gas Chromatography/ Mass Spectrometry (GC/MS). SW-846 Method 8260D**, 2018.

27. United States Environmental Protection Agency. Test Methods for Evaluation Solid Waste Physical/Chemical Methods. **SemiVolatile Organic Compounds by Gas Chromatography/Mass Spectrometry. SW-846 Method 8270E**, 2018.

28. United States Environmental Protection Agency. Test Methods for Evaluation Solid Waste Physical/Chemical Methods. **Total and Amenable Cyanide: Distillation. SW-846 Method 9010C**, 2004.

29. United States Environmental Protection Agency. Test Methods for Evaluation Solid Waste Physical/Chemical Methods. **Cyanide Extraction Procedure for Solids and Oils. SW-846 Method 9013A**, 2014.

30. United States Environmental Protection Agency. Test Methods for Evaluation Solid Waste Physical/Chemical Methods. **Cyanide in Waters and Extracts Using Titrimetric and Manual Spectrophotometric. SW-846 Method 9014**, 2014.

31. United States Environmental Protection Agency. Test Methods for Evaluation Solid Waste Physical/Chemical Methods. **pH Electrometric Measurement. SW-846 Method 9040C**, 2004.

32. United States Environmental Protection Agency. Test Methods for Evaluation Solid Waste Physical/Chemical Methods. **Solid and Waste pH. SW-846 Method 9045D**, 2004.

ภาคผนวก ช

ใบรับรองความสามารถห้องปฏิบัติการและขอบข่ายการรับรองห้องปฏิบัติการทดสอบ ตามมาตรฐาน ISO/IEC 17025 จากสำนักงานมาตรฐานอุตสาหกรรม (สมอ.)

แบบ กมช./สมอ.๒
Form NSC/TISI 2

ใบรับรองเลขที่ 24-LB0026
(Certificate No.)

ใบรับรองระบบงาน
(Certificate of Accreditation)

อาศัยอำนาจตามความในพระราชบัญญัติการมาตรฐานแห่งชาติ พ.ศ. ๒๕๕๑
(By Virtue of National Standardization Act B.E. 2551 (2008))

เลขาธิการสำนักงานมาตรฐานผลิตภัณฑ์อุตสาหกรรม
(Secretary-General, Thai Industrial Standards Institute)

ออกใบรับรองฉบับนี้ให้
(Issues this certificate to)

บริษัท ซีคอท จำกัด ฝ่ายห้องปฏิบัติการทดสอบด้านสิ่งแวดล้อม
(Secot Company Limited, Environmental Laboratory Division)

ตั้งอยู่เลขที่
(Address)

๒๓๙ ถนนริมคลองประปา แขวงบางซื่อ เขตบางซื่อ กรุงเทพมหานคร
(239 Rimklongprapa Road, Bangsue, Bangsue, Bangkok)

ได้รับการรับรองความสามารถ
(Certificate of competence)

ตามมาตรฐานเลขที่ มอก. ๑๗๐๒๕ - ๒๕๖๑
(Standard No. TIS 17025-2561 (2018) (ISO/IEC 17025: 2017))

ข้อกำหนดทั่วไปว่าด้วยความสามารถของ ห้องปฏิบัติการทดสอบและห้องปฏิบัติการสอบเทียบ
(General requirements for the competence of testing and calibration laboratories)

หมายเลขการรับรองที่ ทดสอบ ๐๓๙๔
(Accreditation No. Testing 0394)

โดยมีรายละเอียดสาขาและขอบข่ายที่ได้ใบรับรอง แสดงไว้ใน QR CODE และ www.tisi.go.th
(Details of the scheme and scope of the certificate are shown in QR CODE and www.tisi.go.th)

ออกให้ ณ วันที่ ๖ ธันวาคม พ.ศ. ๒๕๖๖
(Issue date : 6 December B.E. 2566 (2023))

(นายวีระศักดิ์ เพ็งหล้ง)
ผู้อำนวยการสำนักงานคณะกรรมการการมาตรฐานแห่งชาติ
ปฏิบัติราชการแทน
เลขาธิการสำนักงานมาตรฐานผลิตภัณฑ์อุตสาหกรรม

d6Bcbe6b

กระทรวงอุตสาหกรรม สำนักงานมาตรฐานผลิตภัณฑ์อุตสาหกรรม
(Ministry of Industry Thailand, Thai Industrial Standards Institute)

รายละเอียดสาขาและขอบข่ายใบรับรองห้องปฏิบัติการ
(Scope of Accreditation for Testing)
ใบรับรองเลขที่ 24-LB0026
(Certification No. 24-LB0026)

ชื่อห้องปฏิบัติการ (Laboratory Name): บริษัท ซีคอท จำกัด ฝ่ายห้องปฏิบัติการทดสอบด้านสิ่งแวดล้อม (Secot Company Limited, Environmental Laboratory Division)

หมายเลขการรับรองที่ (Accreditation No.): ทดสอบ 0394 (Testing 0394)

ฉบับที่ 03 (Issue No. 03) ออกให้ตั้งแต่วันที่ 15 กันยายน พ.ศ. 2568 (Valid from 15 September B.E.2568 (2025)) ถึงวันที่ 8 กันยายน พ.ศ. 2571 (Until 8 September B.E.2571 (2028))

สถานภาพห้องปฏิบัติการ (Laboratory status): ☑ ถาวร (Permanent) ☐ นอกสถานที่ (Site) ☐ ชั่วคราว (Temporary) ☐ เคลื่อนที่ (Mobile) ☐ หลายสถานที่ (Multisite)

สาขาการทดสอบ (Field of Testing)	รายการทดสอบ (Parameter)	วิธีทดสอบ (Test Method)
สาขาสิ่งแวดล้อม (Environmental field)		
1. น้ำและน้ำเสีย (Water and wastewater)	- Heavy metals • Arsenic (As) 0.000 5 mg/L to 0.090 0 mg/L	- Standard Methods for the Examination of Water and Wastewater, APHA, AWWA, WEF, 24th edition, 2023, Part 3030 F and Part 3114 C
	• Arsenic (As) 0.05 mg/L to 4.50 mg/L • Barium (Ba) 0.02 mg/L to 4.50 mg/L • Cadmium (Cd) 0.01 mg/L to 4.50 mg/L • Chromium (Cr) 0.01 mg/L to 4.50 mg/L	- Standard Methods for the Examination of Water and Wastewater, APHA, AWWA, WEF, 24th edition, 2023, Part 3030 E and Part 3120 B

สาขาการทดสอบ (Field of Testing)	รายการทดสอบ (Parameter)	วิธีทดสอบ (Test Method)
สาขาสิ่งแวดล้อม (Environmental field) 1. น้ำและน้ำเสีย (ต่อ) (Water and wastewater) (cont.)	- Heavy metals • Copper (Cu) 0.02 mg/L to 4.50 mg/L • Iron (Fe) 0.05 mg/L to 9.00 mg/L • Lead (Pb) 0.03 mg/L to 4.50 mg/L • Manganese (Mn) 0.01 mg/L to 9.00 mg/L • Nickel (Ni) 0.01 mg/L to 4.50 mg/L • Zinc (Zn) 0.02 mg/L to 9.00 mg/L	- Standard Methods for the Examination of Water and Wastewater, APHA, AWWA, WEF, 24th edition, 2023, Part 3030 E and Part 3120 B
	- Chemical oxygen demand (COD) 10.00 mg/L to 9 000 mg/L	- Standard Methods for the Examination of Water and Wastewater, APHA, AWWA, WEF, 24th edition, 2023, Part 5220 D

สาขาการทดสอบ (Field of Testing)	รายการทดสอบ (Parameter)	วิธีทดสอบ (Test Method)
สาขาสิ่งแวดล้อม (Environmental field) 2. บริเวณทำงาน (Workplace)	- Total dust 0.10 mg/filter to 2.00 mg/filter	- NIOSH Manual of Analytical Methods (NMAM), Method 0500, 4th edition, 15th August 1994 (Exclude Sampling)
	- Respirable dust 0.10 mg/filter to 2.00 mg/filter	- NIOSH Manual of Analytical Methods (NMAM), Method 0600, 4th edition, 15th January 1998 (Exclude Sampling)
	- Benzene 0.70 μg/tube to 420 μg/tube - Toluene 0.70 μg/tube to 420 μg/tube - Total xylenes 1.40 μg/tube to 840 μg/tube - m, p-Xylene 0.70 μg/tube to 420 μg/tube	- NIOSH Manual of Analytical Methods (NMAM), Method 1501, 4th edition, 15th March 2003 (Exclude Sampling)

สาขาการทดสอบ (Field of Testing)	รายการทดสอบ (Parameter)	วิธีทดสอบ (Test Method)
สาขาสิ่งแวดล้อม (Environmental field)		
2. บริเวณทำงาน (ต่อ) (Workplace) (Cont.)	- o-Xylene 0.70 μg/tube to 420 μg/tube	- NIOSH Manual of Analytical Methods (NMAM), Method 1501, 4th edition, 15th March 2003 (Exclude Sampling)
3. ปล่องระบายอากาศ (Stack)	- Sulfur dioxide 1.00 mg/L to 16 000 mg/L	- US.EPA, Code of Federal Regulations, 40 CFR 60 appendix A, Method 6, July 2024 (Exclude Sampling)
	- Hydrogen fluoride 5 μg/sample to 400 μg/sample	- WI-7.2-1-22 based on US.EPA, Code of Federal Regulations, 40 CFR 60 appendix A, Method 26, 26A, 2024
	- Hydrogen chloride 5 μg/sample to 400 μg/sample	

สาขาการทดสอบ (Field of Testing)	รายการทดสอบ (Parameter)	วิธีทดสอบ (Test Method)
สาขาสิ่งแวดล้อม (Environmental field)		
4. บรรยากาศทั่วไป (Ambient air)	- Volatile organic compounds (VOCs) • Chloroethene 0.05 $\mu g/m^3$ to 51.00 $\mu g/m^3$ (0.02 ppbv to 20.00 ppbv) • 1,3-butadiene 0.04 $\mu g/m^3$ to 44.00 $\mu g/m^3$ (0.02 ppbv to 20.00 ppbv) • Bromomethane 0.08 $\mu g/m^3$ to 77.00 $\mu g/m^3$ (0.02 ppbv to 20.00 ppbv) • Acrolein 0.05 $\mu g/m^3$ to 45.00 $\mu g/m^3$ (0.02 ppbv to 20.00 ppbv) • Acrylonitrile 0.04 $\mu g/m^3$ to 43.00 $\mu g/m^3$ (0.02 ppbv to 20.00 ppbv) • Dichloromethane 0.14 $\mu g/m^3$ to 69.00 $\mu g/m^3$ 0.04 ppbv to 20.00 ppbv)	- WI-7.2-1-24 based on US EPA, Compendium Method TO-15, EPA/625/R-96/010b, Second edition, January 1999

สาขาการทดสอบ (Field of Testing)	รายการทดสอบ (Parameter)	วิธีทดสอบ (Test Method)
สาขาสิ่งแวดล้อม (Environmental field) 4. บรรยากาศทั่วไป (ต่อ) (Ambient air) (cont.)	- Volatile organic compounds (VOCs) • Carbon disulfide 0.06 $\mu g/m^3$ to 62.00 $\mu g/m^3$ (0.02 ppbv to 20.00 ppbv) • Trichloromethane 0.20 $\mu g/m^3$ to 97.00 $\mu g/m^3$ (0.04 ppbv to 20.00 ppbv) • 1,2-dichloroethane 0.08 $\mu g/m^3$ to 80.00 $\mu g/m^3$ (0.02 ppbv to 20.00 ppbv) • Benzene 0.06 $\mu g/m^3$ to 63.00 $\mu g/m^3$ (0.02 ppbv to 20.00 ppbv) • Carbon tetrachloride 0.25 $\mu g/m^3$ to 125 $\mu g/m^3$ (0.04 ppbv to 20.00 ppbv) • Trichloroethylene 0.21 $\mu g/m^3$ to 107 $\mu g/m^3$ (0.04 ppbv to 20.00 ppbv)	- WI-7.2-1-24 based on US EPA, Compendium Method TO-15, EPA/625/R-96/010b, Second edition, January 1999

สาขาการทดสอบ (Field of Testing)	รายการทดสอบ (Parameter)	วิธีทดสอบ (Test Method)
สาขาสิ่งแวดล้อม (environmental field) 4. บรรยากาศทั่วไป (ต่อ) (Ambient air) (Cont.)	- Volatile organic compounds (VOCs) • 1,2-dichloropropane 0.18 $\mu g/m^3$ to 92.00 $\mu g/m^3$ (0.04 ppbv to 20.00 ppbv) • Tetrachloroethylene 0.27 $\mu g/m^3$ to 135 $\mu g/m^3$ (0.04 ppbv to 20.00 ppbv) • 1,2-dibromoethane 0.31 $\mu g/m^3$ to 153 $\mu g/m^3$ (0.04 ppbv to 20.00 ppbv) • 1,1,2,2-tetrachloroethane 0.69 $\mu g/m^3$ to 137 $\mu g/m^3$ (0.10 ppbv to 20.00 ppbv) • Benzyl chloride 0.52 $\mu g/m^3$ to 103 $\mu g/m^3$ (0.10 ppbv to 20.00 ppbv) • 1,4-dichlorobenzene 0.24 $\mu g/m^3$ to 120 $\mu g/m^3$ (0.04 ppbv to 20.00 ppbv)	- WI-7.2-1-24 based on US EPA, Compendium Method TO-15, EPA/625/ R-96/010b, Second edition, January 1999